



ADV150A

ADV150A_M

PARTS CATALOGUE

1

FOREWORD INDEX

1

ENGINE GROUP

2

FRAME GROUP

3

PART NUMBER INDEX

4

PART NAME INDEX

5

Instruction for use of parts catalogue

- **This parts catalogue has been created as of December 01, 2020.**
 - Since this date, the sales practice for repair parts may have been changed or the parts may have been eliminated (listed for those not for sale).
 - The modified information is reflected on the latest Electronic Parts Catalogue (EPC).
Also, refer to the parts catalogue news for any change.
 - See the parts catalogue news for any revision that is made after December 01, 2020.
- **Always specify the part number when ordering a part.**
 - Check the model, type, serial numbers, color, maker, and the size as needed before ordering a part.
 - Note that the illustrations (part drawings) can differ from the actual parts in shape.
They are given just to help you to refer to the parts.
- **When modifications or additions to this parts catalogue are made, a revised edition will be issued at an appropriate time, with successively progressing revision numbers on the cover. We recommend obtaining such revisions in order to keep your parts catalogue up-to-date at all times. To check whether a parts catalogue revision has been issued, please contact your Honda distributor.**

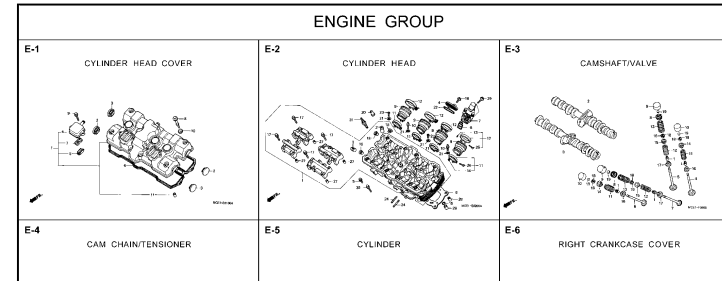
Initial version issue date
December 01, 2020
Honda Motor Co., Ltd.

CONTENTS

| | Page |
|--|------|
| ●Instruction for use of parts catalogue | 1 |
| ●How to refer to the part information | 2 |
| ●Part catalogue structure..... | 3 |
| ●When the parts were revised..... | 5 |
| ●Abbreviations used in the parts catalogue..... | 5 |
| ●Part block and serial number check..... | 6 |
| ●Models, parts catalogue codes and applicable serial numbers | 7 |
| ●Color chart..... | 8 |
| ●Fuel hose, general purpose hoses and vinyl hose..... | 12 |
| ●FLAT RATE SERVICE TIME | 16 |
| ●Illustrated index | 21 |
| ●ENGINE GROUP | 28 |
| ●FRAME GROUP..... | 49 |
| ●PART NO. INDEX..... | 92 |
| ●PART NAME INDEX..... | 95 |

How to refer to the part information

A Reference with "Illustrated index"

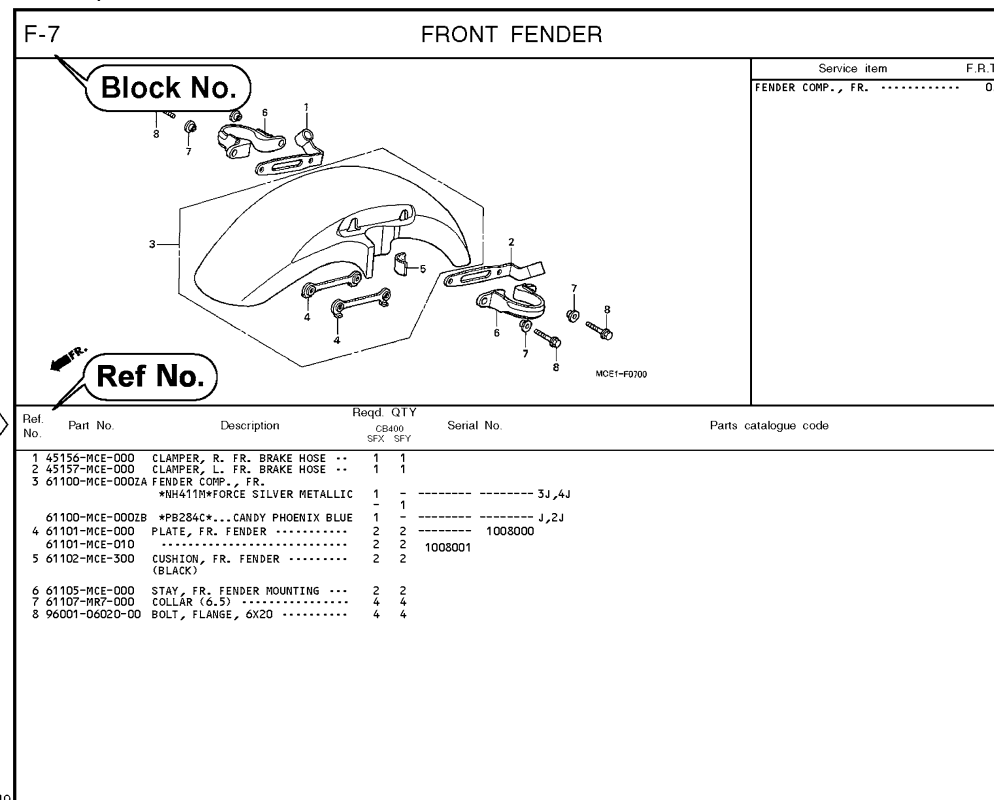


B Reference with "Part number index"

| PART NO. INDEX | | | | | |
|----------------|------|------|---------------|------|------|
| Part Number | Page | Ref. | Part Number | Page | Ref. |
| 04000 | | | 13323-MY9-751 | 28 | 10 |
| | | | 13324-MY9-751 | 28 | 10 |
| 04911-MCE-000 | 26 | 1 | 13325-MY9-751 | 28 | 10 |
| | | | 13327-MY9-751 | 28 | 10 |
| 06000 | | | 14000 | | |
| 06405-MY5-P00 | 67 | 3 | 14100-MCE-000 | 13 | 2 |
| 06405-MY5-P10 | 67 | 3 | 14200-MCE-000 | 13 | 3 |
| 06410-MY9-860 | 56 | 1 | 14321-MCE-000 | 16 | 2 |
| 06435-MCE-006 | 55 | 1 | 14401-MCE-005 | 16 | 3 |
| 06451-166-405 | 51 | 2 | 14510-MBE-000 | 16 | 4 |
| 06451-443-405 | 55 | 2 | 14520-MY9-691 | 16 | 5 |
| 06451-MA7-405 | 51 | 1 | 14524-MY9-690 | 16 | 6 |
| 06455-MCE-006 | 51 | 3 | 14546-MCE-000 | 16 | 7 |
| | | | 14620-MY9-691 | 16 | 8 |
| 11000 | | | 14711-MCE-000 | 13 | 4 |
| 11210-MCE-000 | 25 | 1 | 14712-MCE-000 | 13 | 5 |
| 11330-MCE-305 | 18 | 1 | 14721-MCE-000 | 13 | 6 |
| 11335-K78-000 | 22 | 1 | 14722-MCE-000 | 13 | 7 |
| 11335-MCE-000 | 18 | 2 | 14730-MCE-000 | 13 | 8 |
| 11360-MCE-000 | 23 | 1 | 14731-MCE-000 | 13 | 9 |
| 11365-MCE-000 | 23 | 2 | 14731-MY9-751 | 13 | 10 |
| 11396-MY9-000 | 18 | 3 | 14751-KY2-000 | 13 | 11 |
| 11651-MCE-000 | 21 | 1 | 14751-MCE-000 | 13 | 12 |
| 11691-MY9-000 | 21 | 2 | 14761-MCE-000 | 13 | 13 |

C Reference with "Part name index"

| PART NAME INDEX | | | | | |
|-----------------------------------|------|------|---------------|------|------|
| Part name | Page | Ref. | Part name | Page | Ref. |
| [A] | | | BOLT, CHANGE | | |
| ADJUSTER, CHAIN | 67 | 5 | BOLT, CLUTCH | | |
| ARM COMP., GEAR CHANGE | 64 | 3 | BOLT, CONNECT | | |
| ARM, L. MAIN STEP | 65 | 8 | BOLT, DISK, C | | |
| ARM, L. PILLION STEP | 65 | 12 | BOLT, DISK, C | | |
| ARM, R. MAIN STEP | 65 | 5 | BOLT, DRAIN F | | |
| ARM, R. PILLION STEP | 65 | 11 | BOLT, FLANGE | | |
| AUTO COCK ASSY., FUEL | 58 | 2 | BOLT, FLANGE | | |
| AXLE, FR. WHEEL | 62 | 3 | BOLT, FLANGE | | |
| AXLE, RR. WHEEL | 56 | 3 | BOLT, FLANGE | | |
| [B] | | | BOLT, FLANGE | | |
| BAG, AIR PRESSURE GAUGE | 77 | 4 | BOLT, FLANGE | | |
| BAG, SERVICE BOOK | 77 | 1 | BOLT, FLANGE | | |
| BAG, TOOL | 77 | 3 | BOLT, FLANGE | | |
| BALL, STEEL | 65 | 20 | BOLT, FLANGE | | |
| BAND A, INSULATOR | 11 | 11 | BOLT, FLANGE | | |
| BAND B, INSULATOR | 11 | 12 | BOLT, FLANGE | | |
| BAND, AIR CLEANER CONNECTING TUBE | 62 | 22 | BOLT, FLANGE | | |
| BAND, U-LOCK | 70 | 3 | BOLT, FLANGE | | |
| BAND, WIRE | 26 | 14 | | | |
| | 43 | 21 | | | |
| | 72 | 18 | | | |



Page No.

2000.09.01 E

Part catalogue structure

| F-7 | | FRONT FENDER | | Service item | | F.R.T. | |
|----------|-----------------|--|-------------------------------|------------------------|----------------------|--------|--|
| | | | | FENDER COMP., FR. | | 0.3 | |
| | | | | | | | |
| Ref. No. | Part No. | Description | Reqd. QTY CB400 SFX SFY | Serial No. | Parts catalogue code | | |
| 1 | 45156-MCE-000 | CLAMPER, R. FR. BRAKE HOSE .. | 1 1 | | | | |
| 2 | 45157-MCE-000 | CLAMPER, L. FR. BRAKE HOSE .. | 1 1 | | | | |
| 3 | 61100-MCE-000ZA | FENDER COMP., FR. *NH411M*FORCE SILVER METALLIC | 1 - | | ----- 3J,4J | | |
| | 61100-MCE-000ZB | *PB284C*...CANDY PHOENIX BLUE | 1 - | | ----- J,2J | | |
| 4 | 61101-MCE-000 | PLATE, FR. FENDER | 2 2 | 1008000 | | | |
| | 61101-MCE-010 | | 2 2 | 1008001 | | | |
| 5 | 61102-MCE-300 | CUSHION, FR. FENDER | 2 2 | | | | |
| | | (BLACK) | | | | | |

① Block title ② Block number

③ Service item/Flat rate time

④ Reference number

- Title number marked with the parenthesis or parentheses indicates that it continues from the previous page.

⑤ Part number ⑥ Honda color code

⑦ Description

⑧ Assemblies

- Sections framed with broken lines in the exploded view drawings are available as complete assemblies. (Their individual parts can also be obtained.)

⑨ Color description

⑩ Note

- Notes are shown with the parentheses in the part name column.

⑪ Required quantity

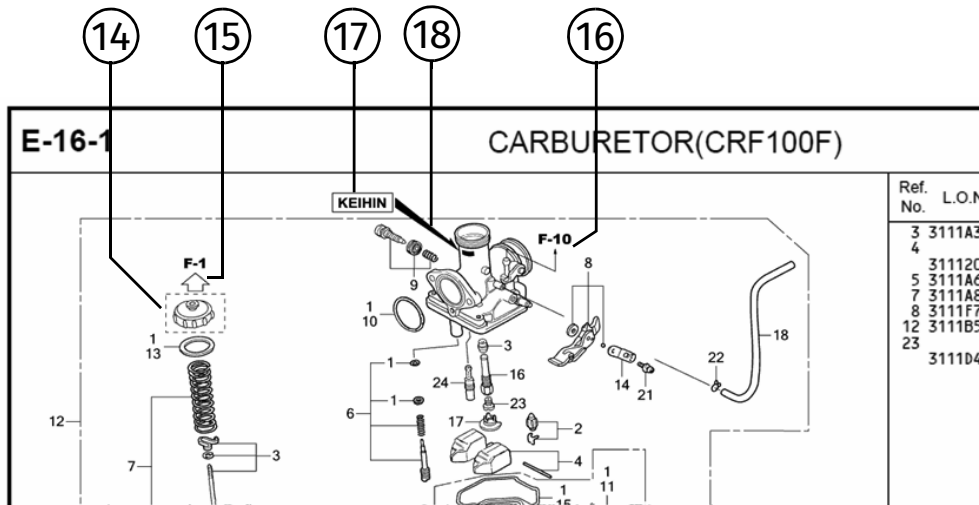
- Reqd. QTY shown in the parenthesis or parentheses indicates the optional part.
- Reqd. QTY marked with "N" indicates the optional part that should be selected as needed.
- Reqd. QTY indicates the number of the part used in the block.

⑫ Serial number

⑬ Parts catalogue code

- When the parts catalogue code column is blank, it indicates that the part is applicable to all codes.

1



⑭
 • Parts enclosed within a dotted line are covered in a different block.

⑮
 • A hollow arrow indicates the block No. for the parts enclosed within a dotted line .

⑯
 • A solid arrow indicates the block No. the part in question is connected to.

⑰ **Replacement Identification Information for Designated Part No.**

⑱ **Location of Replacement Identification Information for Designated Part No.**

- If an arrow mark is indicated in 18, the part is incompatible with a different part No.
- Make sure to order the part of the same manufacture, including the component part.
- To make an order, indicate the part No., which includes the symbol displayed on the applicable section of the part to be replaced.

When the parts were revised



| Ref. No. | Part No. | Description | Reqd. QTY | | Serial No. |
|----------|-----------------|--|-----------|-----|--------------|
| | | | CB400 SFX | SFY | |
| 1 | 45156-MCE-000 | CLAMPER, R. FR. BRAKE HOSE .. | 1 | 1 | |
| 2 | 45157-MCE-000 | CLAMPER, L. FR. BRAKE HOSE .. | 1 | 1 | |
| 3 | 61100-MCE-000ZA | FENDER COMP., FR. *NH411M*FORCE SILVER METALLIC | 1 | - | -----3J,4J |
| | 61100-MCE-000ZB | *PB284C*...CANDY PHOENIX BLUE | 1 | - | -----J,2J |
| 4 | 61101-MCE-000 | PLATE, FR. FENDER (###)..... | 2 | 2 | -----1008000 |
| | 61101-MCE-010 | | 2 | 2 | -----1008001 |
| 5 | 61102-MCE-300 | CUSHION, FR. FENDER (BLACK) | 2 | 2 | |
| 6 | 61105-MCE-000 | STAY, FR. FENDER MOUNTING ... | 2 | 2 | |
| 7 | 61107-MR7-000 | COLLAR (6,5) | 4 | 4 | |
| 8 | 96001-06020-00 | BOLT, FLANGE, 6X20 | 4 | 4 | |


The number has been used from the initial model without revision.

When shown at the left side, it is applicable to the models of No.1008001 and the subsequent numbers.

When shown at the right side, it is applicable to the models up to No.1008000.

The parts listed with "###" at the end of the parts name have limited supply period (parts not for sale).

Abbreviations used in the parts catalogue

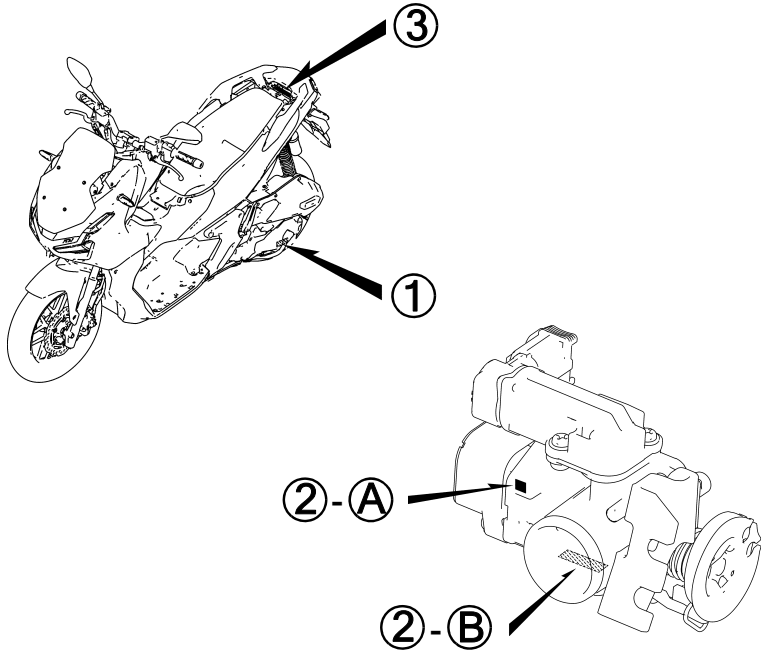
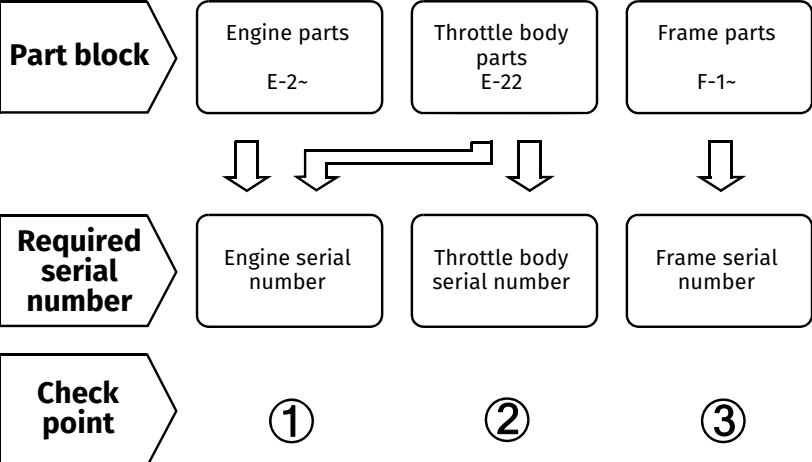


* "L." or "R." in the description of a part stands for the LEFT hand side or the RIGHT hand side. Determine the left or right as if you were in the motorcycle seat.

The following abbreviations are used in this parts catalogue.

| | | | |
|-------------|-------------------------------|--------------|-------------------------|
| A | Ampere | L. | Left |
| ABS | Anti-lock brake system | L (100L) ... | Link (100 Links) |
| A.C. | Alternating current | L.E.D. | Light emitted diode |
| A.M. | Attaching mark | MM | Millimeter |
| ASSY. | Assembly | MPH | Miles per hour |
| C.D.I. | Capacitive discharge ignition | R. | Right |
| COMP. | Complete | RR. | Rear |
| CP. | Candle power | STD. | Standard |
| D.C. | Direct current | T (22T) | Tooth (22 Teeth) |
| EX. | Exhaust | TCS | Traction control system |
| FR. | Front | T.M. | Transcript mark |
| G | Gram | V | Volt |
| HEX. | Hexagonal | W | Watt |
| IN. | Inlet | WL | With labelling |
| KPH | Kilometers per hour | WOL | Without labelling |

Part block and serial number check



Models, parts catalogue codes and applicable serial numbers

Models, parts catalogue codes and applicable serial Nos. given in this parts catalogue can be identified as follows.

Parts with parts catalogue codes are exclusive for models destined for countries designated.

If no area codes are listed, parts are for common use.

| Model | Parts catalogue code | Type | Applicable engine serial No. | Applicable frame serial No. | Applicable throttle body serial No. |
|----------|----------------------|----------|------------------------------|-----------------------------|-------------------------------------|
| ADV150Am | 2MA | Malaysia | KF39E8000001~ | PMKKF48C*MB000001~ | GQM7B A |
| | MA | | KF39E8000001~ | PMKKF48E*MB000001~ | |

* Of carburetor/throttle body identification numbers, only the portions underlined in the example below are used for registration.

GQ M7B A KC ア
 (A) (B)

Color chart

- When ordering a colored part, refer to the chart below and use a part number consisting of the relevant basic part number to which has been added a part color code.

ADV150A (ADV150Am).....2MA

| No. | MODEL | | ADV150AM | | | | |
|-----|-----------------------|----------------|------------------------------------|--------------------------|------------------------|----------------------|----------|
| | COLOR | | Mat charcoal gray metallic NH-B31M | Applicable model | | Applicable block No. | Ref. No. |
| | CODE | | | Initial applicable model | Final applicable model | | |
| | Name of colored parts | Basic part No. | NHB31 | | | | |
| 1 | BRACKET, RR. FENDER | 50186-K0W-N00 | ZA | | | F-39 | 3 |
| 2 | COVER SET, L. BODY | 83650-K0W-N00 | ZF | | | F-15 | 11 |
| 3 | COVER SET, R. BODY | 83550-K0W-N00 | ZF | | | F-15 | 9 |
| 4 | COVER SET, RR. CENTER | 83760-K0W-N00 | ZA | | | F-39 | 12 |
| 5 | COVER, CENTER | 64410-K0W-N00 | ZB | | | F-15 | 4 |
| 6 | COVER, FR. UPPER | 64336-K0W-N00 | ZR | | | F-12 | 2 |
| 7 | COVER, INDICATOR | 64337-K0W-N00 | ZB | | | F-12 | 3 |
| 8 | COVER, INNER | 81131-K0W-N00 | ZB | | | F-13 | 2 |
| 9 | COVER, L. BODY LOWER | 64565-K0W-N00 | ZD | | | F-14 | 11 |
| 10 | COVER, L. BODY SIDE | 83700-K0W-N00 | ZB | | | F-15 | 12 |
| 11 | COVER, L. CENTER SIDE | 64360-K0W-N00 | ZK | | | F-15 | 2 |
| 12 | COVER, L. FLOOR SIDE | 64432-K0W-N00 | ZE | | | F-14 | 6 |
| 13 | COVER, L. FR. SIDE | 64502-K0W-N01 | ZR | | | F-12 | 5 |
| 14 | COVER, R. BODY LOWER | 64560-K0W-N00 | ZD | | | F-14 | 10 |
| 15 | COVER, R. BODY SIDE | 83600-K0W-N00 | ZB | | | F-15 | 10 |
| 16 | COVER, R. CENTER SIDE | 64350-K0W-N00 | ZK | | | F-15 | 1 |
| 17 | COVER, R. FLOOR SIDE | 64431-K0W-N00 | ZE | | | F-14 | 5 |
| 18 | COVER, R. FR. SIDE | 64501-K0W-N01 | ZR | | | F-12 | 4 |
| 19 | EMBLEM, | 86835-K0W-N10 | ZA | | | F-48 | 12 |
| 20 | FENDER SET, FR. | 61000-K0W-M10 | ZA | | | F-11 | 2 |

ADV150A (ADV150Am).....2MA

| No. | MODEL | | ADV150AM | | | | |
|-----|----------------------------|----------------|------------------------------------|--------------------------|------------------------|----------------------|----------|
| | COLOR | | Mat charcoal gray metallic NH-B31M | Applicable model | | Applicable block No. | Ref. No. |
| | CODE | | | Initial applicable model | Final applicable model | | |
| | Name of colored parts | Basic part No. | NHB31 | | | | |
| 21 | GARNISH, LOWER INNER COVER | 81139-K0W-N00 | ZG | | | F-13 | 8 |
| 22 | GARNISH, UPPER INNER COVER | 81140-K0W-N00 | ZG | | | F-13 | 9 |
| 23 | GRIP, L. RR. | 77340-K0W-N00 | ZA | | | F-24 | 14 |
| 24 | GRIP, R. RR. | 77330-K0W-N00 | ZA | | | F-24 | 13 |
| 25 | HOLDER, HANDLE UNDER | 53130-K0W-N00 | ZA | | | F-9 | 4 |
| 26 | HOLDER, HANDLE UPPER | 53131-K0W-N00 | ZA | | | F-9 | 5 |
| 27 | LABEL, CARGO LIMIT | 81219-GFM-960 | ZA | | | F-47 | 2 |
| 28 | LID ASSY., POCKET | 81130-K0W-N00 | ZB | | | F-13 | 1 |
| 29 | LID, FUEL | 64405-K0W-N00 | ZB | | | F-15 | 3 |
| 30 | LID, INNER POCKET | 81141-K0W-N00 | ZB | | | F-13 | 10 |
| 31 | LID, PLUG MAINTENANCE | 64434-K0W-N00 | ZB | | | F-14 | 7 |
| 32 | LID, RESERVE TANK | 64435-K35-V00 | ZD | | | F-14 | 8 |
| 33 | LID, SMART EMERGENCY | 81137-K0W-N00 | ZB | | | F-13 | 6 |
| 34 | MARK, ABS | 86611-K0W-M10 | ZA | | | F-48 | 4 |
| 35 | MARK, HONDA | 86101-K41-N00 | ZA | | | F-48 | 1 |
| 36 | MARK, HONDA | 86103-K0W-N20 | ZA | | | F-48 | 2 |
| 37 | OUTER, R. INNER COVER | 81138-K0W-N00 | ZB | | | F-13 | 7 |
| 38 | PIPE, STEERING HANDLE | 53100-K0W-N00 | ZA | | | F-9 | 1 |
| 39 | SEAT COMP., DOUBLE | 77200-K0W-N00 | ZB | | | F-24 | 2 |
| 40 | STEP, L. FLOOR | 64321-K0W-N00 | ZB | | | F-14 | 2 |
| 41 | STEP, R. FLOOR | 64311-K0W-N00 | ZB | | | F-14 | 1 |
| 42 | WHEEL SUB ASSY., FR. | 44650-K0W-M10 | ZA | | | F-20-40 | 7 |
| 43 | WHEEL SUB ASSY., RR. | 42650-K0W-M10 | ZA | | | F-22-30 | 5 |
| 44 | WINDSCREEN SET | 64100-K0W-N20 | ZA | | | F-12 | 1 |



ADV150A (ADV150Am).....MA

| No. | MODEL | | ADV150AM | | | | |
|-----|----------------------------|----------------|--------------|--------------------------|------------------------|----------------------|----------|
| | COLOR | | Vivacity red | Applicable model | | Applicable block No. | Ref. No. |
| | CODE | | R-331 | Initial applicable model | Final applicable model | | |
| | Name of colored parts | Basic part No. | R331 | | | | |
| 1 | BRACKET, RR. FENDER | 50186-KOW-N00 | ZA | | | F-39 | 3 |
| 2 | COVER SET, L. BODY | 83650-KOW-M10 | ZA | | | F-15 | 11 |
| 3 | COVER SET, L. CENTER SIDE | 64306-KOW-M10 | ZA | | | F-15 | 2 |
| 4 | COVER SET, L. FR. SIDE | 64500-KOW-M10 | ZA | | | F-12 | 5 |
| 5 | COVER SET, R. BODY | 83550-KOW-M10 | ZA | | | F-15 | 9 |
| 6 | COVER SET, R. CENTER SIDE | 64305-KOW-M10 | ZA | | | F-15 | 1 |
| 7 | COVER SET, R. FR. SIDE | 64400-KOW-M10 | ZA | | | F-12 | 4 |
| 8 | COVER SET, RR. CENTER | 83760-KOW-N00 | ZA | | | F-39 | 12 |
| 9 | COVER, CENTER | 64410-KOW-N00 | ZB | | | F-15 | 4 |
| 10 | COVER, FR. UPPER | 64336-KOW-N00 | ZP | | | F-12 | 2 |
| 11 | COVER, INDICATOR | 64337-KOW-N00 | ZB | | | F-12 | 3 |
| 12 | COVER, INNER | 81131-KOW-N00 | ZB | | | F-13 | 2 |
| 13 | COVER, L. BODY LOWER | 64565-KOW-N00 | ZD | | | F-14 | 11 |
| 14 | COVER, L. BODY SIDE | 83700-KOW-N00 | ZB | | | F-15 | 12 |
| 15 | COVER, L. FLOOR SIDE | 64432-KOW-N00 | ZF | | | F-14 | 6 |
| 16 | COVER, R. BODY LOWER | 64560-KOW-N00 | ZD | | | F-14 | 10 |
| 17 | COVER, R. BODY SIDE | 83600-KOW-N00 | ZB | | | F-15 | 10 |
| 18 | COVER, R. FLOOR SIDE | 64431-KOW-N00 | ZF | | | F-14 | 5 |
| 19 | FENDER SET, FR. | 61000-KOW-M10 | ZB | | | F-11 | 2 |
| 20 | GARNISH, LOWER INNER COVER | 81139-KOW-N00 | ZF | | | F-13 | 8 |
| 21 | GARNISH, UPPER INNER COVER | 81140-KOW-N00 | ZF | | | F-13 | 9 |
| 22 | GRIP, L. RR. | 77340-KOW-N00 | ZA | | | F-24 | 14 |
| 23 | GRIP, R. RR. | 77330-KOW-N00 | ZA | | | F-24 | 13 |
| 24 | HOLDER, HANDLE UNDER | 53130-KOW-N00 | ZA | | | F-9 | 4 |
| 25 | HOLDER, HANDLE UPPER | 53131-KOW-N00 | ZA | | | F-9 | 5 |

ADV150A (ADV150Am).....MA

| No. | MODEL | | ADV150AM | | | | |
|-----|------------------------------|----------------|--------------|--------------------------|------------------------|----------------------|----------|
| | COLOR | | Vivacity red | Applicable model | | Applicable block No. | Ref. No. |
| | CODE | | R-331 | Initial applicable model | Final applicable model | | |
| | Name of colored parts | Basic part No. | R331 | | | | |
| 26 | LABEL, CARGO LIMIT | 81219-GFM-960 | ZA | | | F-47 | 2 |
| 27 | LID ASSY., POCKET | 81130-K0W-N00 | ZB | | | F-13 | 1 |
| 28 | LID, FUEL | 64405-K0W-N00 | ZB | | | F-15 | 3 |
| 29 | LID, INNER POCKET | 81141-K0W-N00 | ZB | | | F-13 | 10 |
| 30 | LID, PLUG MAINTENANCE | 64434-K0W-N00 | ZB | | | F-14 | 7 |
| 31 | LID, RESERVE TANK | 64435-K35-V00 | ZD | | | F-14 | 8 |
| 32 | LID, SMART EMERGENCY | 81137-K0W-N00 | ZB | | | F-13 | 6 |
| 33 | MARK, ABS | 86611-K0W-M10 | ZB | | | F-48 | 4 |
| 34 | MARK, BODY COVER | 86833-K0W-M10 | ZA | | | F-48 | 11 |
| 35 | MARK, HONDA | 86101-K41-N00 | ZA | | | F-48 | 1 |
| 36 | MARK, HONDA | 86103-K0W-N20 | ZA | | | F-48 | 2 |
| 37 | OUTER, R. INNER COVER | 81138-K0W-N00 | ZB | | | F-13 | 7 |
| 38 | PIPE, STEERING HANDLE | 53100-K0W-N00 | ZA | | | F-9 | 1 |
| 39 | SEAT COMP., DOUBLE | 77200-K0W-N00 | ZA | | | F-24 | 2 |
| 40 | STEP, L. FLOOR | 64321-K0W-N00 | ZB | | | F-14 | 2 |
| 41 | STEP, R. FLOOR | 64311-K0W-N00 | ZB | | | F-14 | 1 |
| 42 | STRIPE, L. BODY COVER | 86832-K0W-M10 | ZA | | | F-48 | 10 |
| 43 | STRIPE, L. CENTER SIDE COVER | 86644-K0W-M10 | ZA | | | F-48 | 8 |
| 44 | STRIPE, L. FR. SIDE COVER | 86642-K0W-M10 | ZA | | | F-48 | 6 |
| 45 | STRIPE, R. BODY COVER | 86831-K0W-M10 | ZA | | | F-48 | 9 |
| 46 | STRIPE, R. CENTER SIDE COVER | 86643-K0W-M10 | ZA | | | F-48 | 7 |
| 47 | STRIPE, R. FR. SIDE COVER | 86641-K0W-M10 | ZA | | | F-48 | 5 |
| 48 | WHEEL SUB ASSY., FR. | 44650-K0W-M10 | ZA | | | F-20-40 | 7 |
| 49 | WHEEL SUB ASSY., RR. | 42650-K0W-M10 | ZA | | | F-22-30 | 5 |
| 50 | WINDSCREEN SET | 64100-K0W-N20 | ZA | | | F-12 | 1 |



Fuel hose, general purpose hoses and vinyl hose

- The standard part fuel hose, general purpose hose and vinyl hose may be substituted by the coiled bulk part.
- When ordering the standard part fuel hose, general purpose hose and vinyl hose use the bulk part number written in the parts catalogue in brackets () underneath the part name, or use the catalogue below.
(The bulk part standard length is 1 m, however, those displayed in the catalogue < > are available in 3 m and 8 m lengths.)
- When exchanging the hose, cut and use at the specified length as mentioned in the part name.
(For the method of cutting the bulk part, and method of filling out orders etc., please refer to the service manual and the instructions issued with the bulk part.)
- The list below is a catalogue of the standard part numbers and bulk part numbers. Note that those numbers are applicable to the listed replacement parts only.

| Fuel hoses/Tubes | | | |
|-------------------|---|---------------------|-------------|
| Standard part No. | Bulk part No. | Bulk part | |
| | | Inner diameter (mm) | Length (m) |
| 95001-30xxx-2x | 95001-30001-20M | 3.0 | 1 |
| 95001-30xxx-3x | 95001-30001-30M | 3.0 | 1 |
| 95001-30xxx-4x | 95001-30001-40M | 3.0 | 1 |
| 95001-35xxx-2x | 95001-35001-50M <95001-35003-50M> | 3.5 | 1 3 |
| 95001-35xxx-3x | 95001-35001-60M <95001-35003-60M> | 3.5 | 1 3 |
| 95001-35xxx-4x | 95001-35001-60M <95001-35003-60M> | 3.5 | 1 3 |
| 95001-35xxx-5x | 95001-35001-50M <95001-35003-50M> | 3.5 | 1 3 |
| 95001-35xxx-6x | 95001-35001-60M <95001-35003-60M> | 3.5 | 1 3 |
| 95001-45xxx-2x | 95001-45001-50M <95001-45003-50M> | 4.5 | 1 3 |
| 95001-45xxx-3x | 95001-45001-60M <95001-45003-60M> <95001-45008-60M> | 4.5 | 1 3 8 |
| 95001-45xxx-4x | 95001-45001-60M <95001-45003-60M> <95001-45008-60M> | 4.5 | 1 3 8 |
| 95001-45xxx-5x | 95001-45001-50M <95001-45003-50M> | 4.5 | 1 3 |
| 95001-45xxx-6x | 95001-45001-60M <95001-45003-60M> <95001-45008-60M> | 4.5 | 1 3 8 |
| 95001-55xxx-2x | 95001-55001-50M <95001-55003-50M> <95001-55008-50M> | 5.5 | 1 3 8 |

| Fuel hoses/Tubes | | | |
|-------------------|---|---------------------|-------------|
| Standard part No. | Bulk part No. | Bulk part | |
| | | Inner diameter (mm) | Length (m) |
| 95001-55xxx-3x | 95001-55001-60M <95001-55003-60M> <95001-55008-60M> | 5.5 | 1 3 8 |
| 95001-55xxx-4x | 95001-55001-60M <95001-55003-60M> <95001-55008-60M> | 5.5 | 1 3 8 |
| 95001-55xxx-5x | 95001-55001-50M <95001-55003-50M> <95001-55008-50M> | 5.5 | 1 3 8 |
| 95001-55xxx-6x | 95001-55001-60M <95001-55003-60M> <95001-55008-60M> | 5.5 | 1 3 8 |
| 95001-75xxx-2x | 95001-75001-50M <95001-75003-50M> | 7.5 | 1 3 |
| 95001-75xxx-3x | 95001-75001-60M <95001-75003-60M> <95001-75008-60M> | 7.5 | 1 3 8 |
| 95001-75xxx-4x | 95001-75001-60M <95001-75003-60M> <95001-75008-60M> | 7.5 | 1 3 8 |
| 95001-75xxx-5x | 95001-75001-50M <95001-75003-50M> | 7.5 | 1 3 |
| 95001-75xxx-6x | 95001-75001-60M <95001-75003-60M> <95001-75008-60M> | 7.5 | 1 3 8 |
| 95001-80xxx-2x | 95001-80001-50M | 8.0 | 1 |
| 95001-80xxx-3x | 95001-80001-60M | 8.0 | 1 |
| 95001-80xxx-4x | 95001-80001-60M | 8.0 | 1 |
| 95001-80xxx-5x | 95001-80001-50M | 8.0 | 1 |
| 95001-80xxx-6x | 95001-80001-60M | 8.0 | 1 |

| Vinyl tube | | | | |
|-------------------|---|----------------------|----------------------|-------------|
| Standard part No. | Bulk part No. | Bulk part | | |
| | | Inner dia-meter (mm) | Outer dia-meter (mm) | Length (m) |
| 95003-01xxx-3x | 95003-01001-60M <95003-01003-60M> | 2.9 | 6.8 | 1 3 |
| 95003-01xxx-60 | 95003-01001-60M <95003-01003-60M> | 2.9 | 6.8 | 1 3 |
| 95003-03xxx-3x | 95003-03001-60M <95003-03003-60M> | 3.0 | 6.0 | 1 3 |
| 95003-03xxx-60 | 95003-03001-60M <95003-03003-60M> | 3.0 | 6.0 | 1 3 |
| 95003-05xxx-3x | 95003-05001-60M <95003-05003-60M> <95003-05008-60M> | 3.5 | 6.5 | 1 3 8 |
| 95003-05xxx-60 | 95003-05001-60M <95003-05003-60M> <95003-05008-60M> | 3.5 | 6.5 | 1 3 8 |
| 95003-07xxx-1x | 95003-07001-10M <95003-07003-10M> <95003-07008-10M> | 4.0 | 7.0 | 1 3 8 |
| 95003-07xxx-20 | 95003-07001-10M <95003-07003-10M> <95003-07008-10M> | 4.0 | 7.0 | 1 3 8 |
| 95003-07xxx-3x | 95003-07001-60M <95003-07003-60M> <95003-07008-60M> | 4.0 | 7.0 | 1 3 8 |
| 95003-07xxx-60 | 95003-07001-60M <95003-07003-60M> <95003-07008-60M> | 4.0 | 7.0 | 1 3 8 |
| 95003-07xxx-7x | 95003-07001-70M <95003-07003-70M> <95003-07008-70M> | 4.0 | 7.0 | 1 3 8 |
| 95003-08xxx-1x | 95003-08001-10M <95003-08003-10M> <95003-08008-10M> | 4.5 | 6.5 | 1 3 8 |
| 95003-09xxx-3x | 95003-09001-60M <95003-09003-60M> | 4.5 | 8.0 | 1 3 |
| 95003-09xxx-60 | 95003-09001-60M <95003-09003-60M> | 4.5 | 8.0 | 1 3 |
| 95003-10xxx-1x | 95003-10001-10M <95003-10003-10M> | 5.0 | 8.0 | 1 3 |
| 95003-10xxx-20 | 95003-10001-10M <95003-10003-10M> | 5.0 | 8.0 | 1 3 |
| 95003-10xxx-3x | 95003-10001-60M <95003-10003-60M> | 5.0 | 8.0 | 1 3 |
| 95003-10xxx-60 | 95003-10001-60M <95003-10003-60M> | 5.0 | 8.0 | 1 3 |
| 95003-11xxx-3x | 95003-11001-60M <95003-11003-60M> <95003-11008-60M> | 5.0 | 9.0 | 1 3 8 |
| 95003-11xxx-60 | 95003-11001-60M <95003-11003-60M> <95003-11008-60M> | 5.0 | 9.0 | 1 3 8 |
| 95003-12xxx-1x | 95003-12001-10M <95003-12003-10M> <95003-12008-10M> | 5.0 | 7.0 | 1 3 8 |
| 95003-12xxx-20 | 95003-12001-10M <95003-12003-10M> <95003-12008-10M> | 5.0 | 7.0 | 1 3 8 |

| Vinyl tube | | | | |
|-------------------|---|----------------------|----------------------|-------------|
| Standard part No. | Bulk part No. | Bulk part | | |
| | | Inner dia-meter (mm) | Outer dia-meter (mm) | Length (m) |
| 95003-14xxx-1x | 95003-14001-10M <95003-14003-10M> | 6.0 | 9.0 | 1 3 |
| 95003-14xxx-20 | 95003-14001-10M <95003-14003-10M> | 6.0 | 9.0 | 1 3 |
| 95003-14xxx-3x | 95003-14001-60M <95003-14003-60M> | 6.0 | 9.0 | 1 3 |
| 95003-17xxx-1x | 95003-17001-10M <95003-17003-10M> | 7.0 | 9.0 | 1 3 |
| 95003-19xxx-1x | 95003-19001-10M <95003-19003-10M> <95003-19008-10M> | 7.0 | 11.0 | 1 3 8 |
| 95003-19xxx-20 | 95003-19001-10M <95003-19003-10M> <95003-19008-10M> | 7.0 | 11.0 | 1 3 8 |
| 95003-19xxx-3x | 95003-19001-60M <95003-19003-60M> <95003-19008-60M> | 7.0 | 11.0 | 1 3 8 |
| 95003-19xxx-60 | 95003-19001-60M <95003-19003-60M> <95003-19008-60M> | 7.0 | 11.0 | 1 3 8 |
| 95003-21xxx-1x | 95003-21001-10M <95003-21003-10M> | 8.0 | 9.0 | 1 3 |
| 95003-21xxx-20 | 95003-21001-10M <95003-21003-10M> | 8.0 | 9.0 | 1 3 |
| 95003-23xxx-1x | 95003-23001-10M <95003-23003-10M> | 8.0 | 12.0 | 1 3 |
| 95003-23xxx-20 | 95003-23001-10M <95003-23003-10M> | 8.0 | 12.0 | 1 3 |
| 95003-23xxx-3x | 95003-23001-60M <95003-23003-60M> <95003-23008-60M> | 8.0 | 12.0 | 1 3 8 |
| 95003-23xxx-60 | 95003-23001-60M <95003-23003-60M> <95003-23008-60M> | 8.0 | 12.0 | 1 3 8 |
| 95003-25xxx-1x | 95003-25001-10M <95003-25003-10M> | 9.0 | 11.0 | 1 3 |
| 95003-25xxx-20 | 95003-25001-10M <95003-25003-10M> | 9.0 | 11.0 | 1 3 |
| 95003-25xxx-3x | 95003-25001-60M <95003-25003-60M> | 9.0 | 11.0 | 1 3 |
| 95003-25xxx-7x | 95003-25001-70M <95003-25003-70M> | 9.0 | 11.0 | 1 3 |
| 95003-27xxx-1x | 95003-27001-10M <95003-27003-10M> | 9.0 | 13.0 | 1 3 |
| 95003-27xxx-20 | 95003-27001-10M <95003-27003-10M> | 9.0 | 13.0 | 1 3 |
| 95003-27xxx-3x | 95003-27001-60M <95003-27003-60M> | 9.0 | 13.0 | 1 3 |
| 95003-27xxx-60 | 95003-27001-60M <95003-27003-60M> | 9.0 | 13.0 | 1 3 |
| 95003-33xxx-1x | 95003-33001-10M <95003-33003-10M> | 10.0 | 14.0 | 1 3 |
| 95003-33xxx-20 | 95003-33001-10M <95003-33003-10M> | 10.0 | 14.0 | 1 3 |

| Vinyl tube | | | | |
|-------------------|---|----------------------|----------------------|-------------|
| Standard part No. | Bulk part No. | Bulk part | | |
| | | Inner dia-meter (mm) | Outer dia-meter (mm) | Length (m) |
| 95003-36xxx-1x | 95003-36001-10M <95003-36003-10M> <95003-36008-10M> | 11.0 | 13.0 | 1 3 8 |
| 95003-36xxx-20 | 95003-36001-10M <95003-36003-10M> <95003-36008-10M> | 11.0 | 13.0 | 1 3 8 |
| 95003-37xxx-3x | 95003-37001-60M <95003-37003-60M> | 11.0 | 15.0 | 1 3 |
| 95003-37xxx-60 | 95003-37001-60M <95003-37003-60M> | 11.0 | 15.0 | 1 3 |
| 95003-38xxx-1x | 95003-38001-10M <95003-38003-10M> | 12.0 | 13.0 | 1 3 |
| 95003-38xxx-20 | 95003-38001-10M <95003-38003-10M> | 12.0 | 13.0 | 1 3 |
| 95003-39xxx-1x | 95003-39001-10M <95003-39003-10M> | 12.0 | 14.0 | 1 3 |
| 95003-39xxx-20 | 95003-39001-10M <95003-39003-10M> | 12.0 | 14.0 | 1 3 |
| 95003-40xxx-20 | 95003-40001-10M <95003-40003-10M> | 12.0 | 16.0 | 1 3 |
| 95003-40xxx-3x | 95003-40001-60M <95003-40003-60M> | 12.0 | 16.0 | 1 3 |
| 95003-40xxx-60 | 95003-40001-60M <95003-40003-60M> | 12.0 | 16.0 | 1 3 |
| 95003-43xxx-1x | 95003-43001-10M <95003-43003-10M> <95003-43008-10M> | 13.0 | 15.0 | 1 3 8 |
| 95003-43xxx-20 | 95003-43001-10M <95003-43003-10M> <95003-43008-10M> | 13.0 | 15.0 | 1 3 8 |
| 95003-45xxx-1x | 95003-45001-10M <95003-45003-10M> <95003-45008-10M> | 14.0 | 18.0 | 1 3 8 |
| 95003-45xxx-20 | 95003-45001-10M <95003-45003-10M> <95003-45008-10M> | 14.0 | 18.0 | 1 3 8 |
| 95003-50xxx-1x | 95003-50001-10M <95003-50003-10M> | 16.0 | 19.0 | 1 3 |
| 95003-50xxx-20 | 95003-50001-10M <95003-50003-10M> | 16.0 | 19.0 | 1 3 |
| 95003-50xxx-3x | 95003-50001-60M <95003-50003-60M> | 16.0 | 19.0 | 1 3 |
| 95003-55xxx-1x | 95003-55001-10M <95003-55003-10M> | 17.5 | 20.5 | 1 3 |
| 95003-55xxx-20 | 95003-55001-10M <95003-55003-10M> | 17.5 | 20.5 | 1 3 |
| 95003-60xxx-1x | 95003-60001-10M <95003-60003-10M> | 22.0 | 27.0 | 1 3 |
| 95003-60xxx-20 | 95003-60001-10M <95003-60003-10M> | 22.0 | 27.0 | 1 3 |
| 95003-60xxx-3x | 95003-60001-60M <95003-60003-60M> | 22.0 | 27.0 | 1 3 |
| 95003-60xxx-60 | 95003-60001-60M <95003-60003-60M> | 22.0 | 27.0 | 1 3 |



| General purpose hoses | | | |
|-----------------------|---|---------------------|-------------|
| Standard part No. | Bulk part No. | Bulk part | |
| | | Inner diameter (mm) | Length (m) |
| 95005-11xxx-3x | 95005-11001-30M | 11.0 | 1 |
| 95005-11xxx-5x | 95005-11001-50M | 11.0 | 1 |
| 95005-12xxx-1x | 95005-12001-10M <95005-12003-10M> | 12.0 | 1 3 |
| 95005-12xxx-2x | 95005-12001-20M | 12.0 | 1 |
| 95005-12xxx-3x | 95005-12001-30M | 12.0 | 1 |
| 95005-12xxx-5x | 95005-12001-50M | 12.0 | 1 |
| 95005-14xxx-1x | 95005-14001-10M | 14.0 | 1 |
| 95005-14xxx-2x | 95005-14001-20M <95005-14003-20M> | 14.0 | 1 3 |
| 95005-14xxx-3x | 95005-14001-30M | 14.0 | 1 |
| 95005-14xxx-5x | 95005-14001-50M | 14.0 | 1 |
| 95005-17xxx-1x | 95005-17001-10M | 17.0 | 1 |
| 95005-17xxx-2x | 95005-17001-20M | 17.0 | 1 |
| 95005-17xxx-3x | 95005-17001-30M | 17.0 | 1 |
| 95005-17xxx-5x | 95005-17001-50M | 17.0 | 1 |
| 95005-30xxx-3x | 95005-30001-30M | 3.0 | 1 |
| 95005-30xxx-5x | 95005-30001-50M | 3.0 | 1 |
| 95005-35xxx-1x | 95005-35001-10M <95005-35003-10M> <95005-35008-10M> | 3.5 | 1 3 8 |
| 95005-35xxx-2x | 95005-35001-20M | 3.5 | 1 |
| 95005-35xxx-3x | 95005-35001-30M | 3.5 | 1 |
| 95005-35xxx-4x | 95005-35001-10M <95005-35003-10M> <95005-35008-10M> | 3.5 | 1 3 8 |
| 95005-35xxx-5x | 95005-35001-50M | 3.5 | 1 |
| 95005-45xxx-1x | 95005-45001-10M <95005-45003-10M> <95005-45008-10M> | 4.5 | 1 3 8 |
| 95005-45xxx-2x | 95005-45001-20M | 4.5 | 1 |
| 95005-45xxx-3x | 95005-45001-30M | 4.5 | 1 |

| General purpose hoses | | | |
|-----------------------|---|---------------------|-------------|
| Standard part No. | Bulk part No. | Bulk part | |
| | | Inner diameter (mm) | Length (m) |
| 95005-45xxx-4x | 95005-45001-10M <95005-45003-10M> <95005-45008-10M> | 4.5 | 1 3 8 |
| 95005-45xxx-5x | 95005-45001-50M | 4.5 | 1 |
| 95005-50xxx-3x | 95005-50001-30M <95005-50003-30M> | 5.0 | 1 3 |
| 95005-50xxx-5x | 95005-50001-50M | 5.0 | 1 |
| 95005-55xxx-1x | 95005-55001-10M <95005-55003-10M> <95005-55008-10M> | 5.3 | 1 3 8 |
| 95005-55xxx-2x | 95005-55001-20M <95005-55003-20M> | 5.3 | 1 3 |
| 95005-55xxx-4x | 95005-55001-10M <95005-55003-10M> <95005-55008-10M> | 5.3 | 1 3 8 |
| 95005-65xxx-1x | 95005-65001-10M <95005-65003-10M> | 6.5 | 1 3 |
| 95005-65xxx-2x | 95005-65001-20M | 6.5 | 1 |
| 95005-70xxx-3x | 95005-70001-30M <95005-70003-30M> | 7.0 | 1 3 |
| 95005-70xxx-5x | 95005-70001-50M | 7.0 | 1 |
| 95005-75xxx-1x | 95005-75001-10M <95005-75003-10M> | 7.3 | 1 3 |
| 95005-75xxx-2x | 95005-75001-20M | 7.3 | 1 |
| 95005-80xxx-1x | 95005-80001-10M <95005-80003-10M> | 8.0 | 1 3 |
| 95005-80xxx-2x | 95005-80001-20M | 8.0 | 1 |
| 95005-80xxx-3x | 95005-80001-30M | 8.0 | 1 |
| 95005-80xxx-5x | 95005-80001-50M | 8.0 | 1 |
| 95005-91xxx-3x | 95005-91001-30M | 12.0 | 1 |
| 95005-91xxx-5x | 95005-91001-50M | 12.0 | 1 |
| 95005-92xxx-3x | 95005-92001-30M | 12.0 | 1 |
| 95005-92xxx-5x | 95005-92001-50M | 12.0 | 1 |

NOTE: X is displayed to represent the omitted numerals and letters of the roman alphabet.

© **CAUTION: It is DANGEROUS to confuse the fuel hose with the general purpose hose or vinyl hose.**

Never use a general purpose hose or vinyl hose in place of a fuel hose or vice versa. Always use the correct bulk part in the parts catalogue, according to the service manual or the instructions issued with the bulk part.

• Bulk part number of fuel hose, general purpose hose and vinyl hose.

(Example)

9 5 0 0 1 - 7 5 0 0 1 - 5 0 M

Bulk part number: Refers to the bulk part.

Marking code (hose type): (fuel hose and general purpose hose)

Change code (for added hose): (Vinyl hose)

• Indicates number mark or change sequence, however, the code for the bulk part must be strictly 0 (zero).

Types of code:

• Fuel hose 2: Red outside braid (3 mm inside dia. only)
5: Black inside braid
3: Red (3 mm inside dia. only)
4: Ash gray with red stripe (3 mm inside dia. only)
6: Black

• Vinyl hose 1: Clear
2: Black
3: Light red
6: Light red
7: Pale black

• General hose 1: Ash gray
2: Ash gray
3: Black
5: Black

Lengths: 001: 1 m (standard)
003: 3 m
008: 8 m

I.D code: (fuel hose and general purpose hose)

| | |
|--------------------|--------------------------------|
| 30: 3.0 mm | 11: 11 mm |
| 35: 3.5 mm | 91: 12 mm (outside dia. 15) mm |
| 45: 4.5 mm | 92: 12 mm (outside dia. 16) mm |
| 50: 5.0 mm | 12: 12 mm (outside dia. 17) mm |
| 55: 5.3 mm, 5.5 mm | 14: 14 mm |
| 65: 6.5 mm | 17: 17 mm |
| 70: 7.0 mm | |
| 75: 7.3 mm, 7.5 mm | |
| 80: 8.0 mm | |

ID./OD. code: (vinyl hose)

| | | |
|-------------------------|---------------------------|---------------------------|
| 01: ID. 2.9, OD. 6.8 mm | 14: ID. 6.0, OD. 9.0 mm | 37: ID. 11.0, OD. 15.0 mm |
| 03: ID. 3.0, OD. 6.0 mm | 17: ID. 7.0, OD. 9.0 mm | 38: ID. 12.0, OD. 13.0 mm |
| 05: ID. 3.5, OD. 6.5 mm | 19: ID. 7.0, OD. 11.0 mm | 39: ID. 12.0, OD. 14.0 mm |
| 07: ID. 4.0, OD. 7.0 mm | 21: ID. 8.0, OD. 9.0 mm | 40: ID. 12.0, OD. 16.0 mm |
| 08: ID. 4.5, OD. 6.5 mm | 23: ID. 8.0, OD. 12.0 mm | 43: ID. 13.0, OD. 15.0 mm |
| 09: ID. 4.5, OD. 8.0 mm | 25: ID. 9.0, OD. 11.0 mm | 45: ID. 14.0, OD. 18.0 mm |
| 12: ID. 5.0, OD. 7.0 mm | 27: ID. 9.0, OD. 13.0 mm | 50: ID. 16.0, OD. 19.0 mm |
| 10: ID. 5.0, OD. 8.0 mm | 33: ID. 10.0, OD. 14.0 mm | 55: ID. 17.5, OD. 20.5 mm |
| 11: ID. 5.0, OD. 9.0 mm | 36: ID. 11.0, OD. 13.0 mm | 60: ID. 22.0, OD. 27.0 mm |

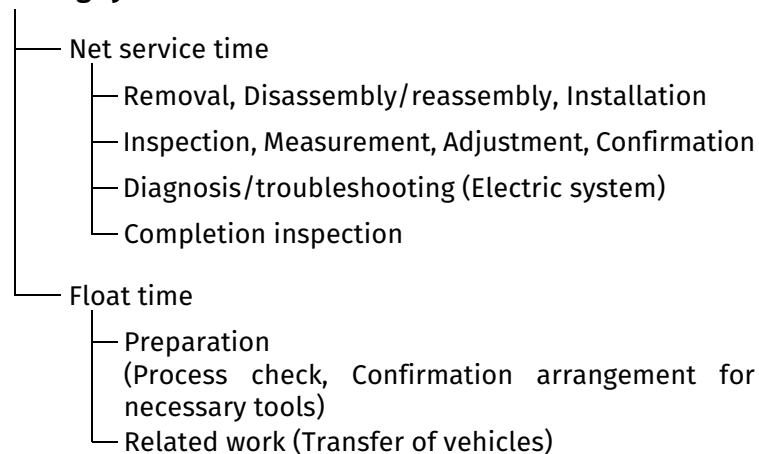
Hose type: 1: Fuel hose
3: Vinyl hose
5: General hose



FLAT RATE SERVICE TIME

Flat rate service time (FRT) means the standard time required to service a MC, which is listed in this manual to help the dealers control the actual working process and calculate the service charge by using it as a guide.

FRT setting system



* Float time is set by multiplying the net service time by a given coefficient.

Editorial style

The service items shown in the text are listed with the exchange work time for the repair sales parts as the subject. Other representative service items not using repair parts (removal/installation, adjustment, inspection/measuring, and other work) are listed collectively in the list in the preface, classified according to the work.

FRT setting standard

- Decimal system (in unit of 0.1) is adopted to set FRT as it is convenient to calculate the wage.
Example: (0.1) → 6 minutes, (0.2) → 12 minutes
[Labor cost per hour] x [FRT] = [Wage]
- FRT is set with a hand tool.
- Service items and FRT can be subject to change depending on development of tools and service equipment and improvement in service procedure.

Work procedure

- As the work procedure is set with the work time according to the method in the separate Service Manual, refer to this Manual as required.
- Work methods permitting servicing in the shortest time still permitting assurance of safe work and product warranty are used for the setting of service items not listed in the Service Manual.
- Work basically is to be performed by one person, and when two or more people are required, setting is done as the total time for the number of people.
- The set value for the technological level of the workers uses a person with three years of experience in the repair of Honda vehicles as the standard.
- Special tools and service equipment used to set FRT are those specified or recommended in Service Manual.

Service item whose FRT is not presented

- Accessories and service parts that are not listed to use in this manual.
 - Locations with little aging deterioration or breakage during normal use.
 - Service work that can be finished by one touch.
 - Service work that is seldom done (i.e. extremely small causes of trouble and service frequency).
- * When FRT is not presented, please calculate wages based on appropriate actual work time

Operation not included of FRT

- Oil and coolant water draining, Waiting time for warming up operation and etc..
- Additional operation that involves removal/installation of standard exterior equipment.
- Indirect time spent for service by visiting the customer, trade-in, and delivery of a MC.
- Indirect time required for ordering and delivery of parts.
- Cost for grease, adhesive agent, etc. used for service work.

Explanation of FRT by using an example
(The example may differ from the actual presented items)

| Ref. No. | L.O.N. | (Relative ref. Number) Description | F.R.T. |
|----------|---------|--|--------|
| ① | 111118 | (1, 3, 4, 7) CAMSHAFT 4.5 | ② |
| ③ | 111118A | ⑥ • Includes: Valve clearance adjustment Replace rocker arm add1.0 | ⑤ |

- ① Reference No. of the illustration of part that shows location of the replacement work.
- ② FRT is an abbreviation of Flat Rate Time indicating the standard service time required for the replacement.
- ③ LON is an abbreviation of Labor Operation Number, and it is a classification of the service items by the work unit code.

The same operation code is used regardless of the models.

Standard operation is indicated with 6 digits code, and additional operation is indicated with 7 digits code.

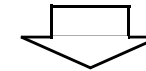
- ④ Indicating the camshaft replacement and FRT4.5.
- ⑤ Indicating FRT1.0 that will be added when additional operation (replace rocker arm) is done in association with camshaft replacement.

- ⑥ Indicating work contents that are included in the service item.
- ⑦ Indicating a reference No. whose operation and time are the same as FRT4.5 for the camshaft.

(The application range is limited to the service items without an LON setting within a same block.)

How to refer to the service item by using the sample
(camshaft replacement)

Open to the page of the block where the camshaft's spare part illustration is shown.



Look for the camshaft illustration, and refer to the service item and FRT that agree with the reference No.

Indication mark for the listing of service items that continues to the following page

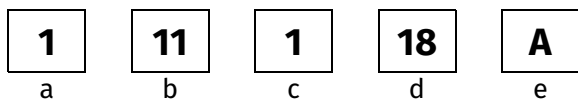
| Ref. No. | L.O.N. | (Relative ref. Number) Description | F.R.T. |
|----------|--------|------------------------------------|--------|
| 2 | 111118 | CAMSHAFT | 4.5 |
| | . | . | . |
| | . | . | . |

+
Mark indicated at the last line.

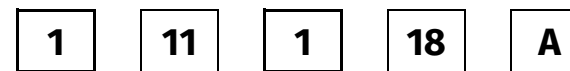
Indication of the block with no setting of FRT

| Ref. No. | L.O.N. | (Relative ref. Number) Description | F.R.T. |
|----------------------|--------|------------------------------------|--------|
| NO INFORMATION | | | |

• LON code system



- a) Category code..... Engine
- b) Location/function code..... Engine upper
- c) Operation code..... Replace
- d) Operation sequence number (Unit code can be shown with alphabet) camshaft (No regular rule of code)
- e) Additional code..... replace rocker arm (No regular rule of code)



a) Category codes and classification

| Code | Category |
|------|---------------------|
| 1 | Engine |
| 2 | Transmission |
| 3 | Fuel & Exhaust |
| 4 | Frame & Body |
| 5 | Steering/Suspension |
| 6 | Electrical |
| 7 | Wheels/Brakes |
| 8 | Controls/instrument |
| 9 | - |
| 0 | - |

c) Operation codes and classification

| Code | Operation category |
|------|--|
| 1 | Replace, Removal/Installation, Change |
| 2 | Overhaul |
| 3 | Adjust, Balance |
| 4 | (Paint-related work: Top-coat) |
| 5 | Test, Inspect/diagnose, Measurement, Check |
| 6 | (Overhaul-related work: Rebore) |
| 7 | (Overhaul-related work: Reseal) |
| 8 | (Resurface) |
| 9 | (Paint-related work: Refinish) |
| 0 | Repair, Cleaning, Air bleeding |



Major service items without using spare parts

Removal/Installation, Adjustment, Inspection/Measurement, Other work

E: Engine, F: Frame

*** OPERATIONS OTHER THAN REPLACING PARTS**

• Removal/installation

Set for the configuration with the parts removed from the vehicle.

| | LON | DESCRIPTION | FRT |
|---|--------|--|-----|
| E | 1101E5 | TILTING ENGINE ASSEMBLY- REMOVAL/INSTALLATION INCLUDES: All necessary adjustment | 3.4 |
| | 3111D5 | THROTTLE BODY ASSEMBLY- REMOVAL/INSTALLATION | 0.5 |
| | 1101E6 | CRANKCASE SEPARATION INCLUDES: Engine removal and installation | 5.8 |
| F | 1151E6 | RADIATOR ASSEMBLY- REMOVAL/INSTALLATION | 1.4 |

• Adjustment

| | LON | DESCRIPTION | FRT |
|---|--------|--|-----|
| E | 6143A1 | SPARK PLUG-ADJUSTMENT/CLEANING | 0.1 |
| | 1113A0 | VALVE CLEARANCE-ADJUSTMENT NOTE: For 1 vehicle | 1.7 |
| F | 6163A0 | HEADLIGHT-AIMING | 0.1 |
| | 3113A3 | THROTTLE OPERATION-ADJUSTMENT | 0.1 |

• Inspection/Measurement

| | LON | DESCRIPTION | FRT |
|---|--------|--|-----|
| E | 1115A0 | COMPRESSION PRESSURE-MEASUREMENT | 0.2 |
| | 6145A0 | IGNITION TIMING-INSPECTION | 0.9 |
| F | 6105A0 | BATTERY-CHARGE INCLUDES: In case of open type battery, checking electrolyte level and charge. | 0.2 |

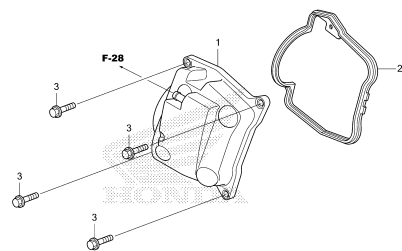
• Other work

| | LON | DESCRIPTION | FRT |
|---|--------|------------------------------------|-----|
| E | 1130A1 | OIL FILTER SCREEN-CLEANING | 0.2 |
| F | 7110A0 | FRONT BRAKE-AIR BLEEDING | 0.2 |
| | 7110A1 | REAR BRAKE-AIR BLEEDING | 0.2 |
| | 1151E7 | RADIATOR COOLANT-CHANGE | 0.8 |
| | 6155A0 | SMART CARD KEY MEMORIZATION | 0.4 |
| | 6185A0 | ECM/PCM UPDATE | 0.2 |

ENGINE GROUP

E-2

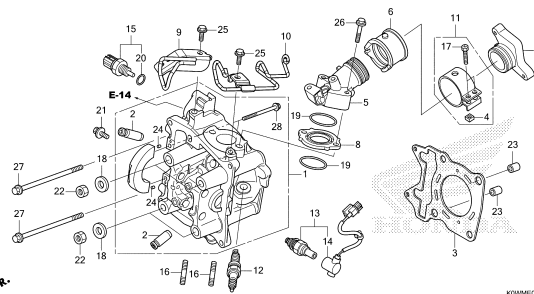
CYLINDER HEAD COVER



KOVMLE0200

E-3

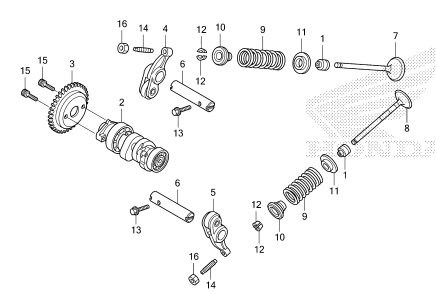
CYLINDER HEAD



KOVMLE0300

E-4

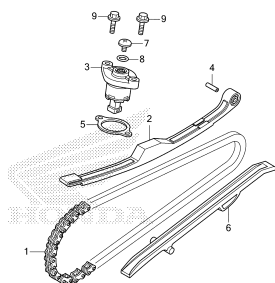
CAMSHAFT/VALVE



KOVMLE0400

E-5

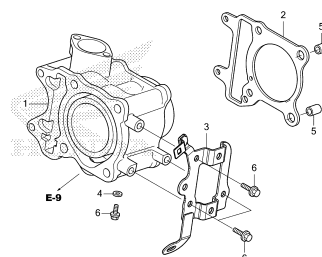
CAM CHAIN/TENSIONER



KOVMLE0500

E-6

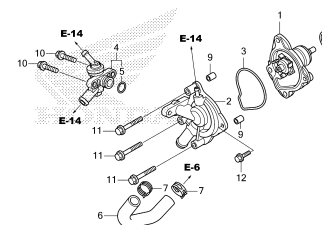
CYLINDER



KOVMLE0600

E-9

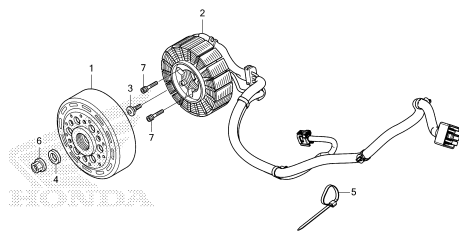
WATER PUMP



KOVMLE0900

E-10

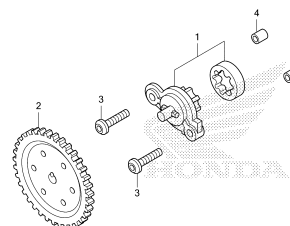
A.C.G. STARTER



KOVMLE1000

E-11

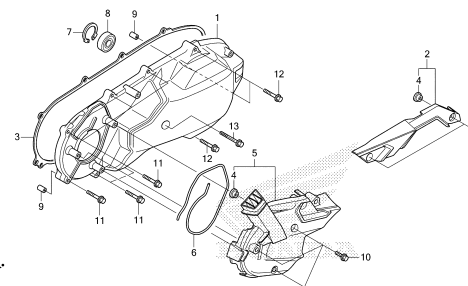
OIL PUMP



KOVMLE1100

E-13

LEFT SIDE COVER



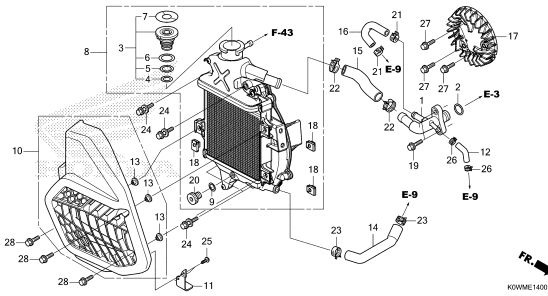
KOVMLE1300

2

ENGINE GROUP

E-14

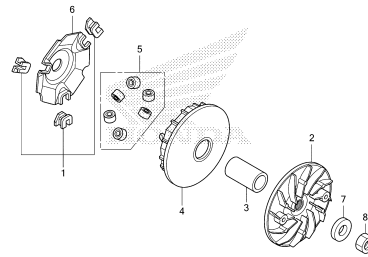
RADIATOR



KOVMEL1400

E-16

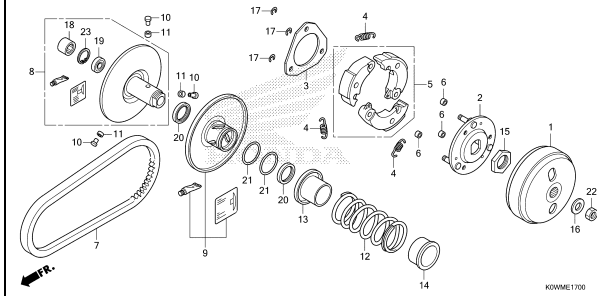
DRIVE FACE



KOVMEL1600

E-17

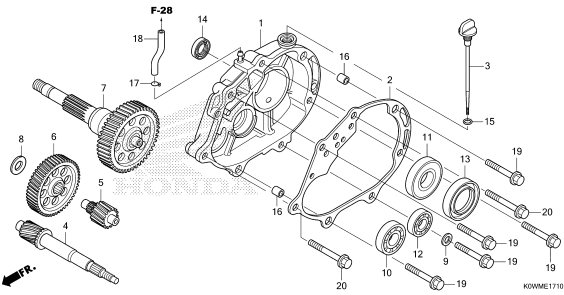
DRIVEN FACE



KOVMEL1700

E-17-10

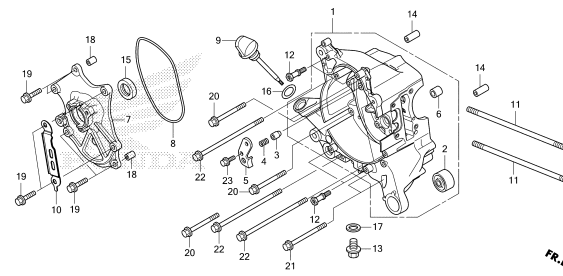
TRANSMISSION



KOVMEL1710

E-19-10

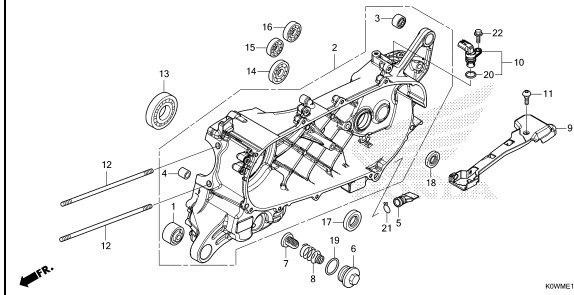
RIGHT CRANKCASE



KOVMEL1910

E-19-20

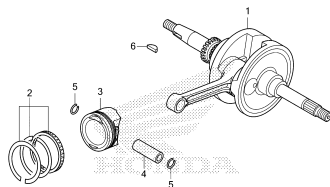
LEFT CRANKCASE



KOVMEL1920

E-20

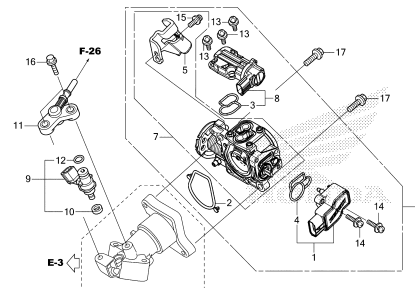
CRANKSHAFT/PISTON



KOVMEL2000

E-22

THROTTLE BODY/FUEL INJECTOR

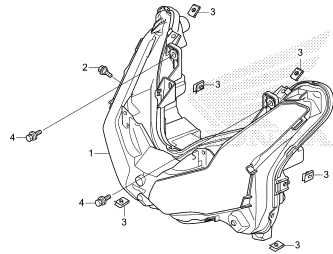


KOVMEL2200

FRAME GROUP

F-1

HEADLIGHT

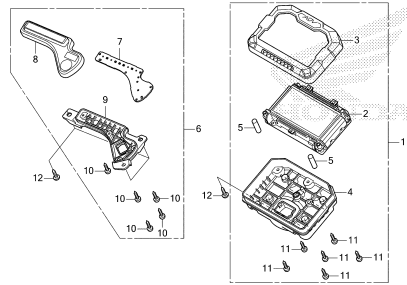


FR.

KOVMF0100

F-2

METER

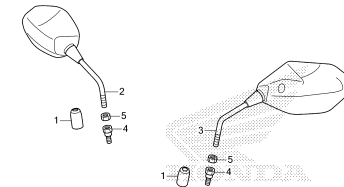


FR.

KOVMF0200

F-3

MIRROR

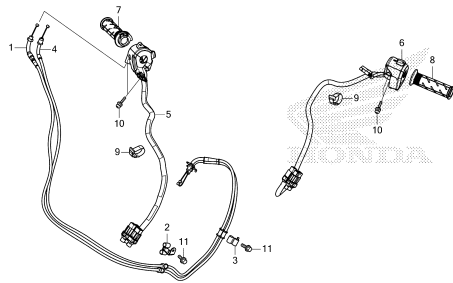


FR.

KOVMF0300

F-4

HANDLE SWITCH/CABLE

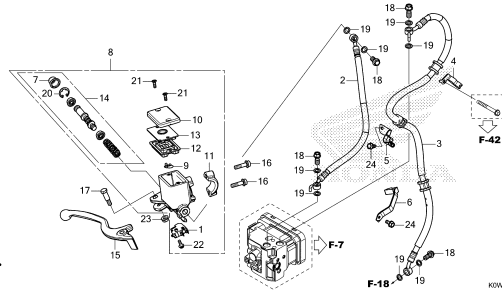


FR.

KOVMF0400

F-5

FRONT BRAKE MASTER CYLINDER

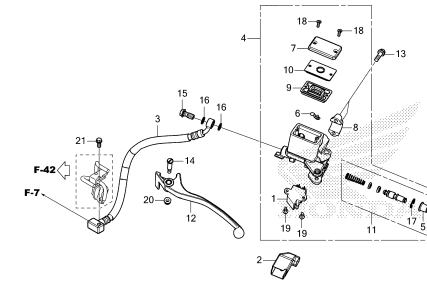


FR.

KOVMF0500

F-6

REAR BRAKE MASTER CYLINDER

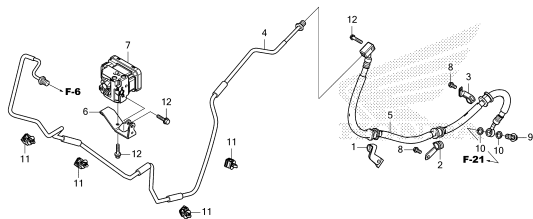


FR.

KOVMF0600

F-7

REAR BRAKE PIPE

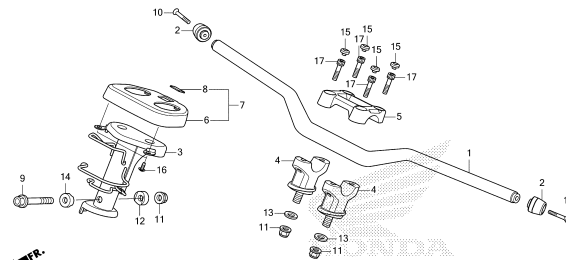


FR.

KOVMF0700

F-9

HANDLE PIPE/HANDLE COVER

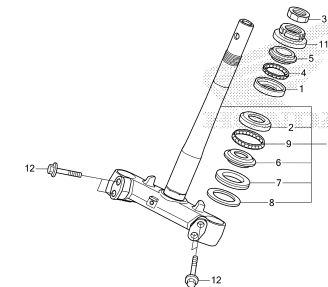


FR.

KOVMF0900

F-10

STEERING STEM



FR.

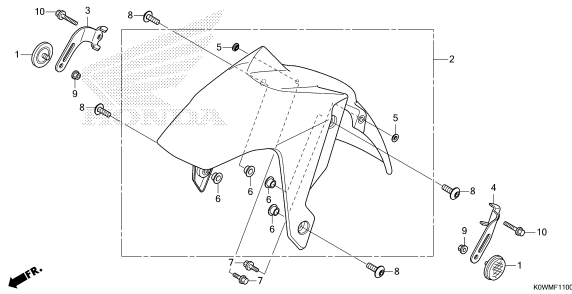
KOVMF1000

3

FRAME GROUP

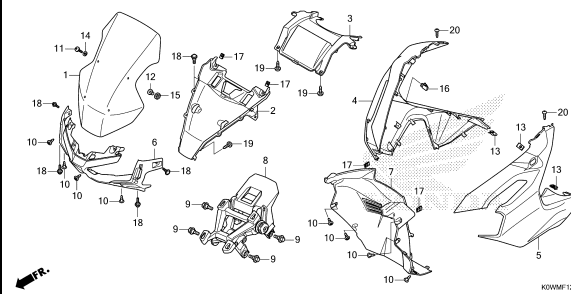
F-11

FRONT FENDER



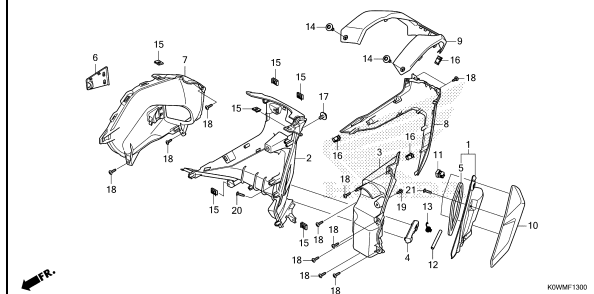
F-12

FRONT COVER



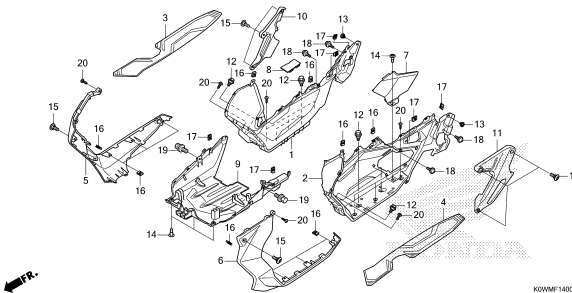
F-13

INNER COVER



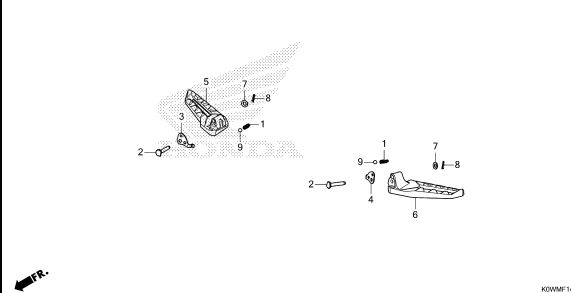
F-14

FLOOR STEP



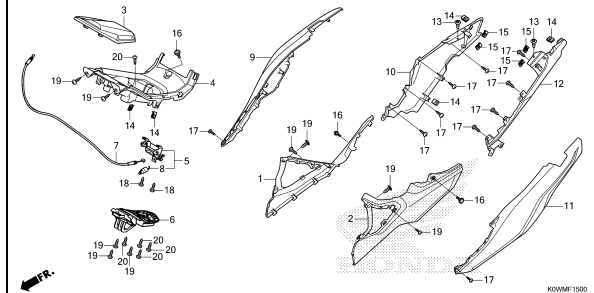
F-14-10

PILLION STEP



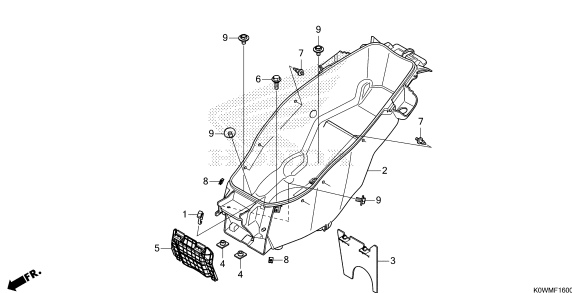
F-15

BODY COVER



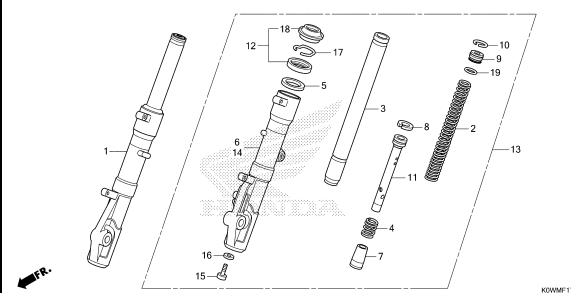
F-16

LUGGAGE BOX



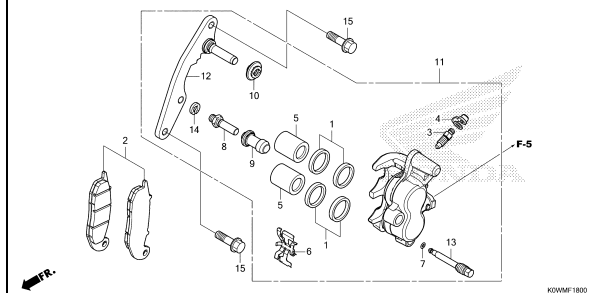
F-17

FRONT FORK



F-18

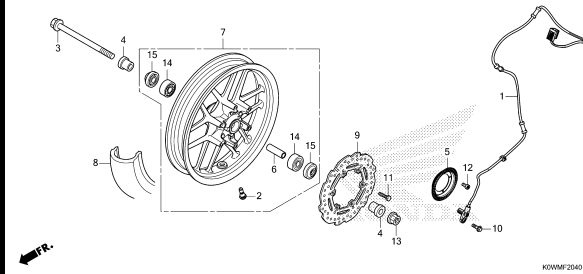
FRONT BRAKE CALIPER



FRAME GROUP

F-20-40

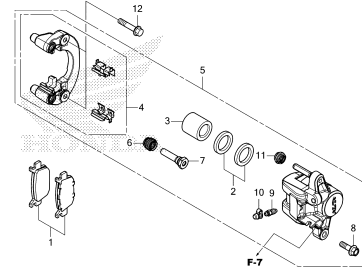
FRONT WHEEL



K0WMF2040

F-21

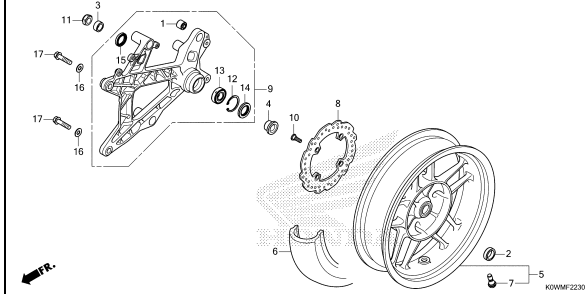
REAR BRAKE CALIPER



K0WMF2100

F-22-30

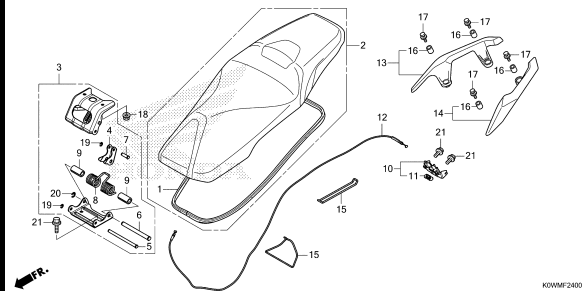
REAR WHEEL/SWINGARM



K0WMF2230

F-24

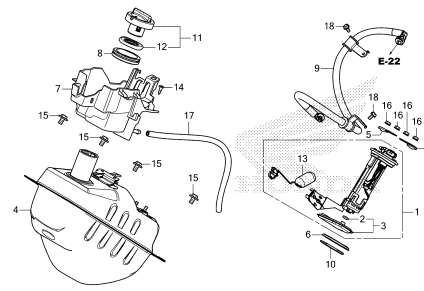
SEAT



K0WMF2400

F-26

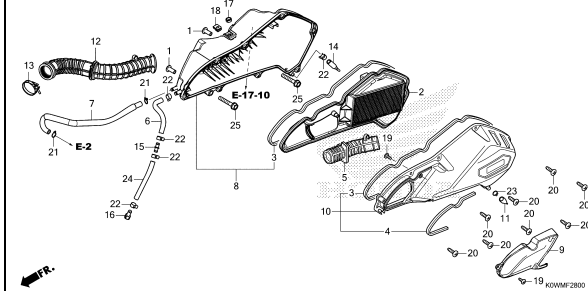
FUEL TANK



K0WMF2600

F-28

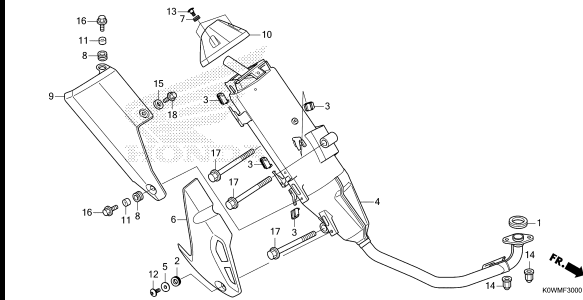
AIR CLEANER



K0WMF2800

F-30

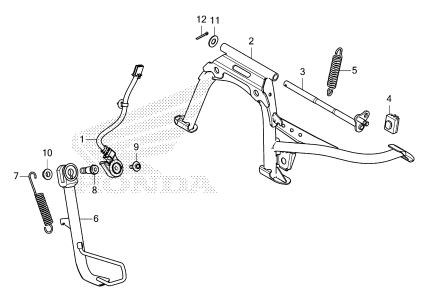
EXHAUST MUFFLER



K0WMF3000

F-35

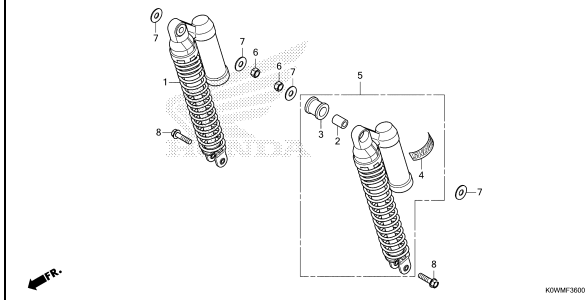
STAND



K0WMF3500

F-36

REAR CUSHION



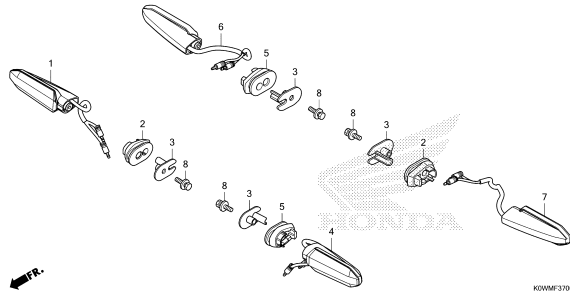
K0WMF3600

3

FRAME GROUP

F-37

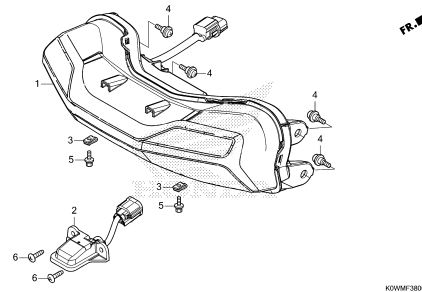
WINKER



K0WMF3700

F-38

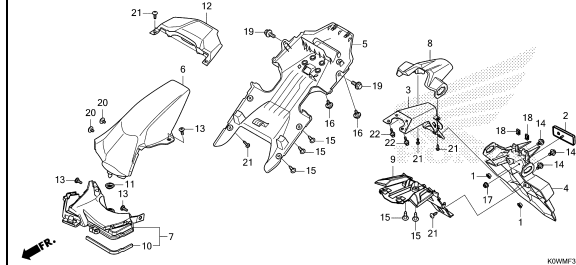
TAILLIGHT



K0WMF3800

F-39

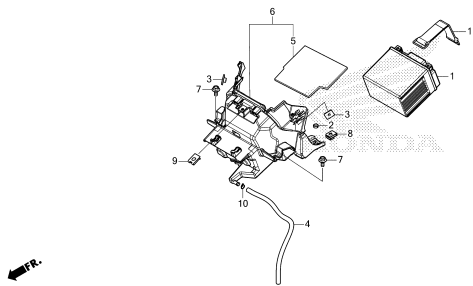
REAR FENDER



K0WMF3900

F-40

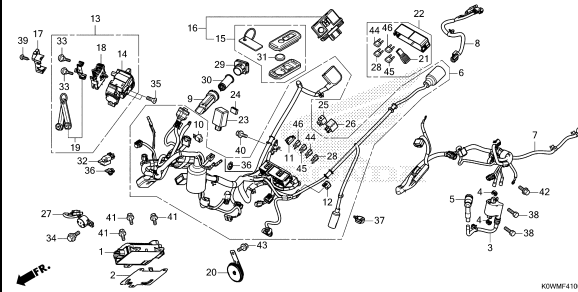
BATTERY



K0WMF4000

F-41

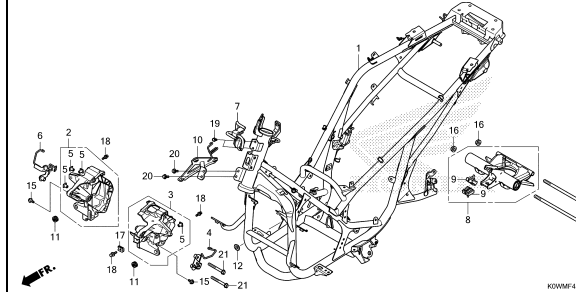
WIRE HARNESS/FOB KEY



K0WMF4100

F-42

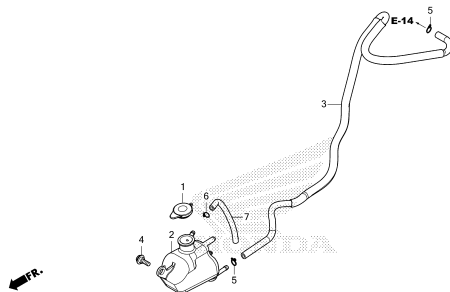
FRAME BODY



K0WMF4200

F-43

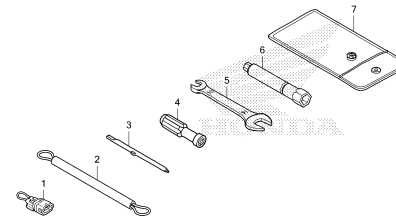
RESERVE TANK



K0WMF4300

F-46

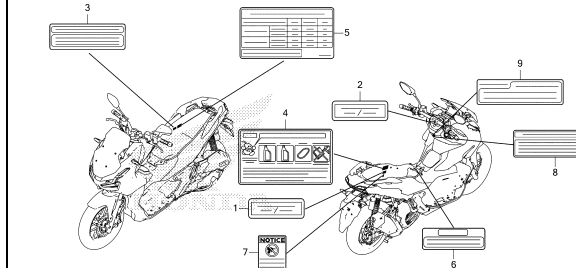
TOOLS



K0WMF4600

F-47

CAUTION LABEL

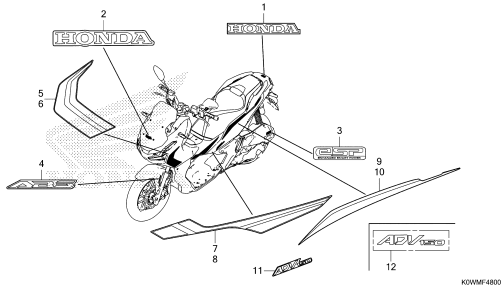


K0WMF4700

FRAME GROUP

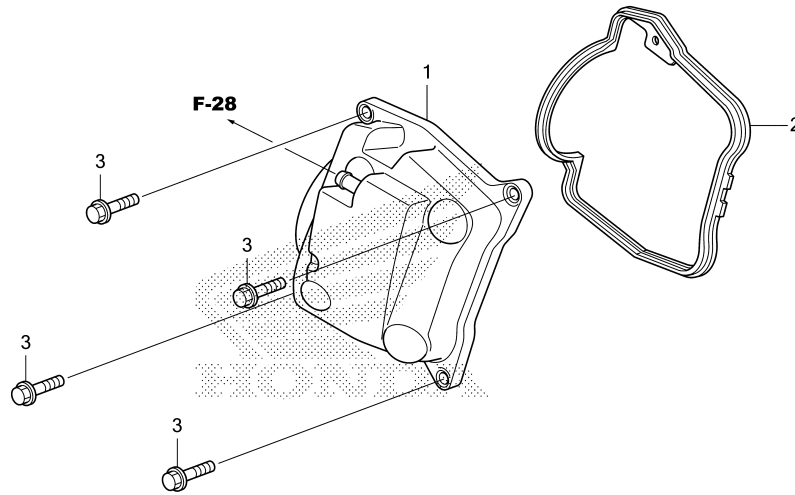
F-48

MARK/STRIPE



E-2

CYLINDER HEAD COVER



K0WME0200

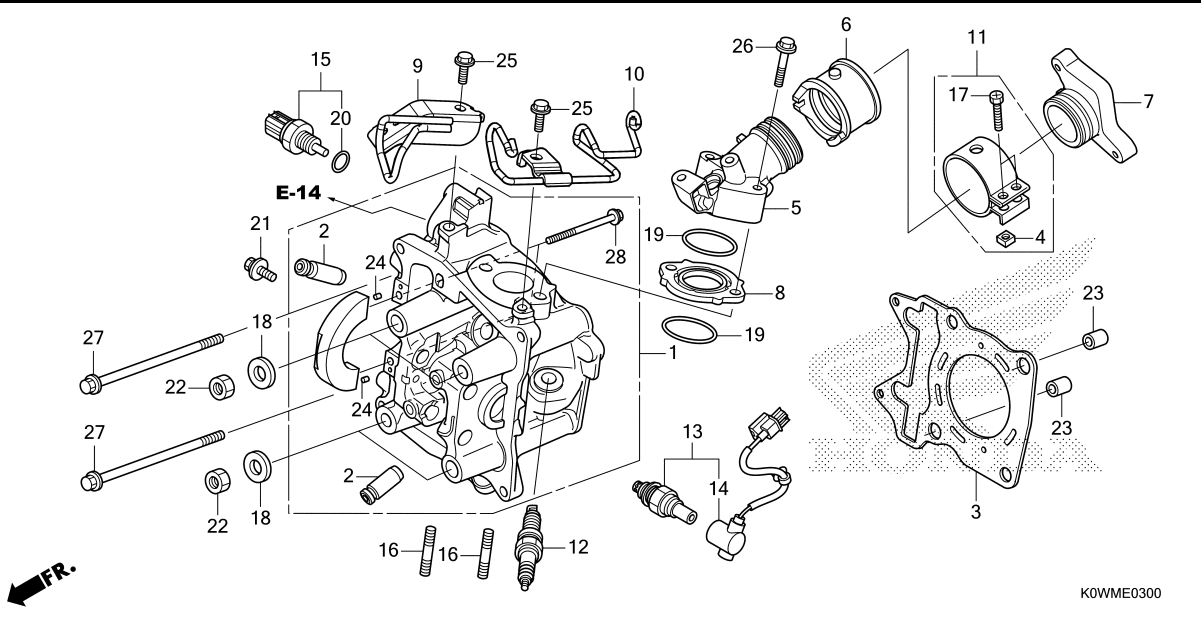
| Ref. No. | L.O.N. | (Relative ref. Number) Description | F.R.T. |
|----------|--------|---------------------------------------|--------|
| 1 | 1111C4 | COVER, CYLINDER HEAD | 1.4 |
| 2 | 1111D2 | GASKET, CYLINDER HEAD COVER .. | 1.4 |

| Ref. No. | Part No. | Description | Reqd. QTY | | Serial No. | Parts catalogue code |
|----------|----------------|--------------------------------|-----------|---|------------|----------------------|
| | | | ADV | M | | |
| 1 | 12310-K97-T00 | COVER COMP., HEAD..... | 1 | | | |
| 2 | 12391-K01-900 | GASKET, CYLINDER HEAD COVER .. | 1 | | | |
| 3 | 95701-06022-00 | BOLT, FLANGE, 6X22 | 4 | | | |

2

E-3

CYLINDER HEAD



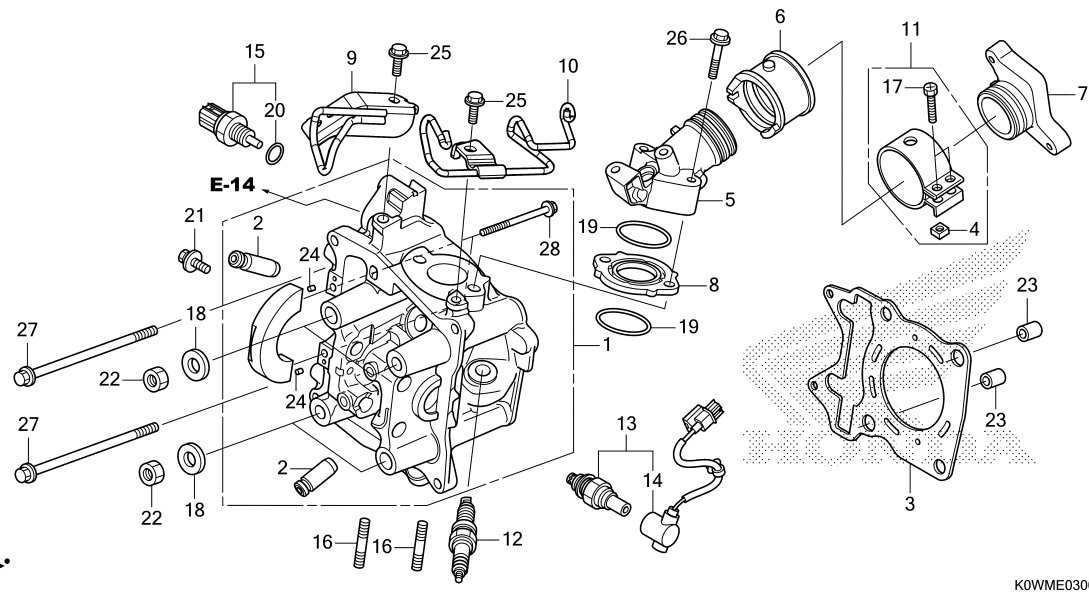
| Ref. No. | L.O.N. | (Relative ref. Number) Description | F.R.T. |
|----------|--------|---|--------|
| 1 | 111106 | HEAD, CYLINDERINCLUDES: Valve adjust and reface | 4.1 |
| 2 | 1111L9 | GUIDE, INTAKE VALVE(ONE)INCLUDES: Reaming .INCLUDES: Valve adjust and reface | 4.2 |
| | 1111M0 | GUIDE, EXHAUST VALVE(ONE)INCLUDES: Reaming .INCLUDES: Valve adjust and reface | 4.2 |
| | 1111M9 | GUIDE, VALVE :FOR 1 VEHICLE .. .INCLUDES: Reaming .INCLUDES: Valve adjust and reface | 4.5 |
| 3 | 111115 | GASKET, CYLINDER HEAD (8,19) | 3.4 |
| 5 | 111107 | MANIFOLD, INTAKE | 1.8 |
| 6 | 311131 | INSULATOR, THROTTLE BODY/ CARBURETOR | 0.5 |
| 7 | 3111V4 | PIPE, INTAKE | 0.5 |
| 12 | 614130 | PLUG, SPARK | 0.2 |
| 13 | 617121 | SENSOR, OXYGEN | 0.8 |
| 14 | 6111P8 | SUB CORD, OXYGEN SENSOR | 0.7 |
| +15 | | (20) | |

| Ref. No. | Part No. | Description | Reqd. QTY ADV 150A M | Serial No. | Parts catalogue code |
|----------|----------------|---|-------------------------------|------------|----------------------|
| 1 | 12010-K36-T00 | HEAD ASSY., CYLINDER..... | 1 | | |
| 2 | 12204-KWN-P00 | GUIDE, VALVE(O.S.)..... | 2 | | |
| 3 | 12251-K97-T01 | GASKET, CYLINDER HEAD(NLK)... | 1 | | |
| 4 | 16222-MV4-300 | NUT, SQUARE, 5MM..... | 2 | | |
| 5 | 17111-K97-U00 | PIPE, INLET..... | 1 | | |
| 6 | 17112-KZY-700 | INSULATOR, THROTTLE BODY..... | 1 | | |
| 7 | 17115-K77-V00 | PIPE B, INLET..... | 1 | | |
| 8 | 17119-KZY-700 | INSULATOR, IN. PIPE..... | 1 | | |
| 9 | 17120-K97-T00 | STAY COMP., HOSE CLAMPER..... | 1 | | |
| 10 | 17219-K97-T00 | CLAMPER, BREATHER TUBE..... | 1 | | |
| 11 | 17255-KWN-900 | BAND, INSULATOR..... | 1 | | |
| 12 | 31918-K97-T01 | PLUG, SPARK(MR8K-9)(NGK)..... | 1 | | |
| 13 | 36532-K01-611 | SENSOR, OXYGEN..... | 1 | | |
| 14 | 36533-KZR-601 | CORD COMP., OXYGEN SENSOR..... | 1 | | |
| 15 | 37870-KZR-601 | SENSOR ASSY., WATER TEMPERATURE(PANASONIC) | 1 | | |
| 16 | 90004-KGF-910 | BOLT, STUD, 7X17..... | 2 | | |
| 17 | 90005-MEJ-000 | BOLT, RECESSED, 5X22..... | 2 | | |
| 18 | 90483-KWN-900 | WASHER, 8MM..... | 4 | | |
| 19 | 91301-KRJ-901 | O-RING, 29X2..... | 2 | | |
| 20 | 91307-PLC-004 | O-RING, 9.5X1.9(PANASONIC)... | 1 | | |
| 21 | 93404-06012-00 | BOLT-WASHER, 6X12..... | 1 | | |
| 22 | 94030-08280 | NUT, HEX., 8MM..... | 4 | | |
| 23 | 94301-10160 | DOWEL PIN, 10X16..... | 2 | | |
| 24 | 94303-03050 | DOWEL PIN, 3X5..... | 2 | | |



E-3

CYLINDER HEAD



K0WME0300

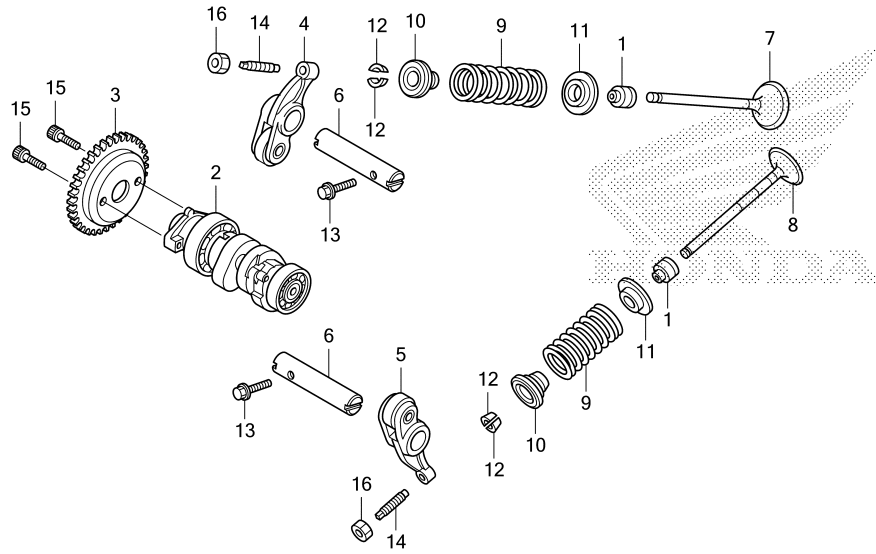
| Ref. No. | L.O.N. | (Relative ref. Number) Description | F.R.T. |
|----------|--------|---------------------------------------|--------|
| +15 | 6171A9 | SENSOR, WATER TEMP | 1.7 |

| Ref. No. | Part No. | Description | Reqd. QTY | | Serial No. | Parts catalogue code |
|----------|----------------|--------------------------|-----------|---|------------|----------------------|
| | | | ADV | M | | |
| 25 | 95701-06014-00 | BOLT, FLANGE, 6X14 | 2 | | | |
| 26 | 95701-06040-00 | BOLT, FLANGE, 6X40 | 2 | | | |
| 27 | 95701-06095-00 | BOLT, FLANGE, 6X95 | 2 | | | |
| 28 | 96001-06080-00 | BOLT, FLANGE, 6X80 | 2 | | | |



E-4

CAMSHAFT/VALVE



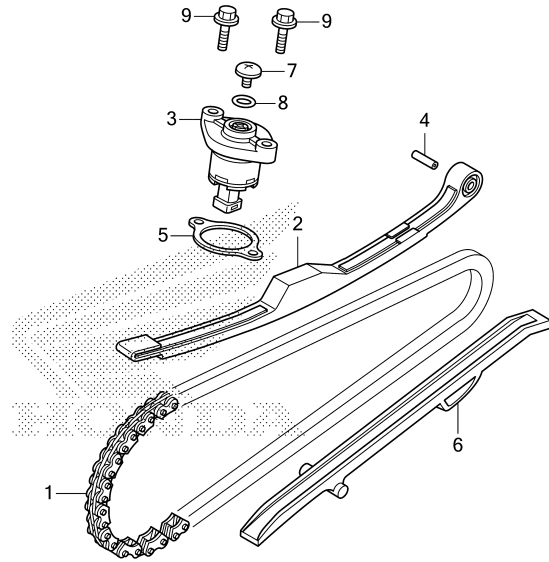
| Ref. No. | L.O.N. | (Relative ref. Number) Description | F.R.T. |
|----------|--------|---|--------|
| 2 | 111118 | CAMSHAFTINCLUDES: Valve adjustment | 3.6 |
| 3 | 1111Q4 | SPROCKET, CAM | 2.3 |
| 4 | 1111K8 | ARM, INTAKE VALVE ROCKER(ONE) .INCLUDES: Valve adjustment (6) | 3.5 |
| 5 | 1111K9 | ARM, EXHAUST VALVE ROCKER(ONE) .INCLUDES: Valve adjustment (6) | 3.5 |
| | 1111L8 | ARM, VALVE ROCKER :FOR 1 VEHICLE | 3.5 |
| 7 | 1111N0 | VALVE, INTAKE(ONE)INCLUDES: Refacing | 3.8 |
| 8 | 1111N1 | VALVE, EXHAUST(ONE)INCLUDES: Refacing | 3.8 |
| | 1111P0 | VALVE :FOR 1 VEHICLEINCLUDES: Refacing (1,10,11,12) | 4.0 |
| 9 | 1111P2 | INTAKE VALVE SPRING AND/OR STEM SEAL(ONE) | 3.6 |
| | 1111P3 | EXHAUST VALVE SPRING AND/OR STEM SEAL(ONE) | 3.6 |
| | 1111Q2 | VALVE SPRING AND/OR STEM SEAL :FOR 1 VEHICLE | 3.7 |

| Ref. No. | Part No. | Description | Reqd. QTY | | Serial No. | Parts catalogue code |
|----------|---------------|--------------------------------|-----------|---|------------|----------------------|
| | | | ADV | M | | |
| 1 | 12209-GB4-681 | SEAL, VALVE STEM(NOK)..... | 2 | | | |
| 2 | 14100-K77-V00 | CAMSHAFT COMP. | 1 | | | |
| 3 | 14321-KWN-900 | SPROCKET, CAM(34T)..... | 1 | | | |
| 4 | 14430-KZR-600 | ARM COMP., IN. VALVE ROCKER .. | 1 | | | |
| 5 | 14440-KZR-600 | ARM COMP., EX. VALVE ROCKER .. | 1 | | | |
| 6 | 14451-KZR-600 | SHAFT, ROCKER ARM..... | 2 | | | |
| 7 | 14711-KZY-700 | VALVE, IN. | 1 | | | |
| 8 | 14721-KZY-700 | VALVE, EX. | 1 | | | |
| 9 | 14751-KZR-601 | SPRING, VALVE..... | 2 | | | |
| 10 | 14771-KWN-900 | RETAINER, VALVE SPRING | 2 | | | |
| 11 | 14775-KZR-600 | SEAT, VALVE SPRING..... | 2 | | | |
| 12 | 14781-MA6-000 | COTTER, VALVE..... | 4 | | | |
| 13 | 90002-KWB-600 | BOLT, FLANGE, 5X12..... | 2 | | | |
| 14 | 90012-KWB-600 | SCREW, TAPPET ADJUSTING..... | 2 | | | |
| 15 | 90083-KVB-900 | BOLT, SOCKET KNOCK, 5MM..... | 2 | | | |
| 16 | 90206-001-000 | NUT, TAPPET ADJUSTING..... | 2 | | | |



E-5

CAM CHAIN/TENSIONER



K0WME0500

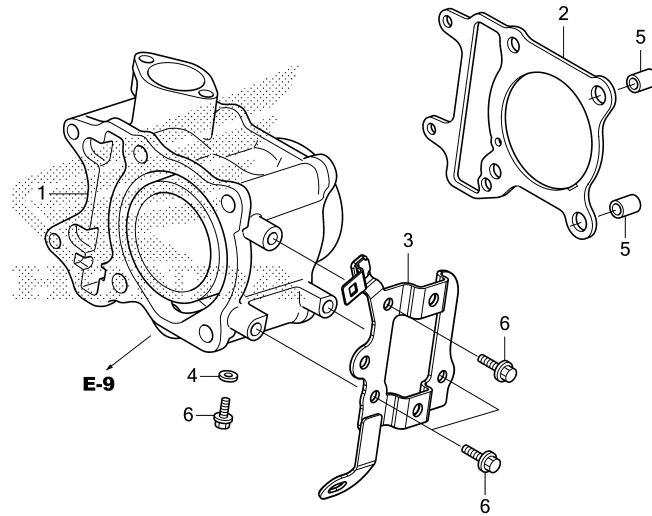
| Ref. No. | L.O.N. | (Relative ref. Number) Description | F.R.T. |
|----------|--------|------------------------------------|--------|
| 1 | 110140 | CHAIN, CAM | 3.9 |
| 2 | 111130 | TENSIONER, CAM CHAIN | 3.9 |
| 3 | | (5) | |
| | 111133 | LIFTER, TENSIONER | 0.6 |
| 6 | 111139 | GUIDE, CAM CHAIN | 3.4 |

| Ref. No. | Part No. | Description | Reqd. QTY ADV 150A M | Serial No. | Parts catalogue code |
|----------|----------------|--------------------------------------|-------------------------------|------------|----------------------|
| 1 | 14401-K97-T01 | CHAIN, CAM (DID SCZ-0404 SV-92LE) | 1 | | |
| 2 | 14510-KZR-600 | TENSIONER ASSY., CAM CHAIN... | 1 | | |
| 3 | 14520-K0W-N01 | LIFTER ASSY., TENSIONER..... | 1 | | |
| | 14520-K40-F01 | | 1 | | |
| 4 | 14531-KZR-600 | PIVOT, CAM CHAIN TENSIONER... | 1 | | |
| 5 | 14560-K97-T01 | GASKET, TENSIONER LIFTER(NLK) | 1 | | |
| 6 | 14611-K97-T00 | GUIDE, CAM CHAIN..... | 1 | | |
| 7 | 90005-KY7-000 | SCREW, PAN, 6X6..... | 1 | | |
| 8 | 91306-MG3-000 | O-RING, 1.5X9.5..... | 1 | | |
| 9 | 95701-06022-00 | BOLT, FLANGE, 6X22..... | 2 | | |

2

E-6

CYLINDER



KOWME0600

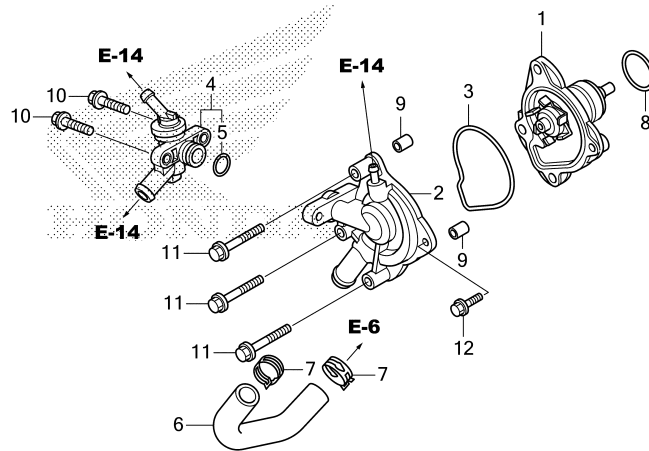
| Ref. No. | L.O.N. | (Relative ref. Number) Description | F.R.T. |
|----------|--------|---------------------------------------|--------|
| 1 | 1111A5 | CYLINDER | 3.8 |
| 2 | 111102 | GASKET, CYLINDER | 3.7 |
| 3 | 6141C2 | STAY, IGNITION COIL | 0.7 |

| Ref. No. | Part No. | Description | Reqd. QTY | | Serial No. | Parts catalogue code |
|----------|----------------|---------------------------------|-----------|---|------------|----------------------|
| | | | ADV | M | | |
| 1 | 12100-K36-T00 | CYLINDER COMP. | 1 | | | |
| 2 | 12191-K97-T01 | GASKET, CYLINDER(NLK) | 1 | | | |
| 3 | 30515-K35-V00 | STAY COMP., IGNITION COIL | 1 | | | |
| 4 | 90463-ML7-000 | WASHER, SEALING, 6.5MM | 1 | | | |
| 5 | 94301-10160 | DOWEL PIN, 10X16 | 2 | | | |
| 6 | 95701-06014-00 | BOLT, FLANGE, 6X14 | 4 | | | |



E-9

WATER PUMP



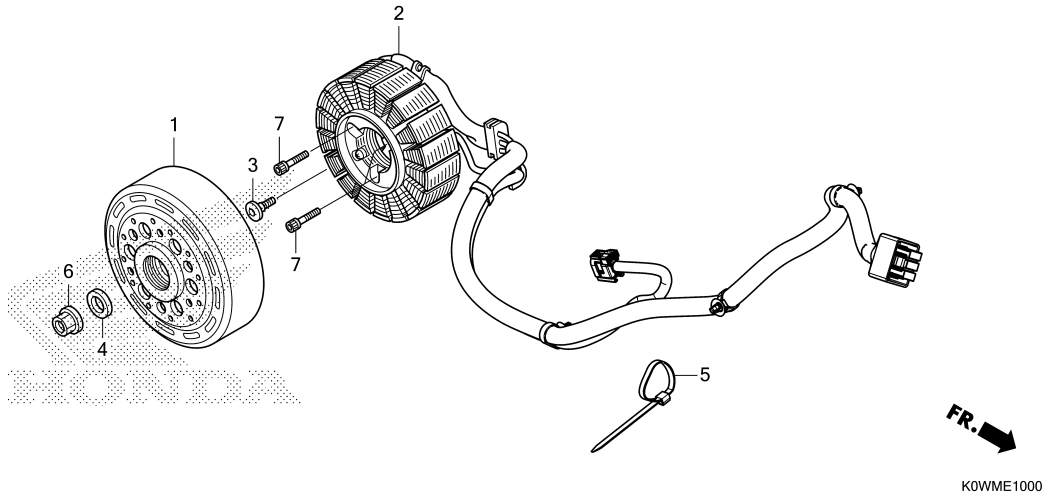
FR. KOWME0900

| Ref. No. | L.O.N. | (Relative ref. Number) Description | F.R.T. |
|----------|--------|------------------------------------|--------|
| 1 | 1141Q0 | PUMP, WATER | 1.6 |
| 2 | 1141B0 | COVER, WATER PUMP | 1.6 |
| 3 | 1141B1 | GASKET, WATER PUMP COVER | 1.6 |
| 4 | 114116 | THERMOSTAT | 1.7 |
| 6 | 114132 | HOSE C, WATER | 1.5 |

| Ref. No. | Part No. | Description | Reqd. QTY | | Serial No. | Parts catalogue code |
|----------|----------------|--------------------------------|-----------|------|------------|----------------------|
| | | | ADV | 150A | | |
| 1 | 19210-K66-V00 | PUMP COMP., WATER | 1 | | | |
| 2 | 19220-KWN-901 | COVER COMP., WATER PUMP | 1 | | | |
| 3 | 19226-KWN-900 | GASKET, WATER PUMP COVER | 1 | | | |
| 4 | 19300-K35-V01 | THERMOSTAT ASSY. | 1 | | | |
| 5 | 19310-K35-V01 | O-RING | 1 | | | |
| 6 | 19503-KWN-900 | HOSE C, WATER | 1 | | | |
| 7 | 90701-KWN-901 | CLAMP, WATER HOSE, 24MM | 2 | | | |
| 8 | 91302-KWN-900 | O-RING, 34X2 | 1 | | | |
| 9 | 94301-08100 | DOWEL PIN, 8X10 | 2 | | | |
| 10 | 95701-06022-00 | BOLT, FLANGE, 6X22 | 2 | | | |
| 11 | 95701-06040-00 | BOLT, FLANGE, 6X40 | 3 | | | |
| 12 | 96001-06016-00 | BOLT, FLANGE, 6X16 | 1 | | | |

E-10

A.C.G. STARTER



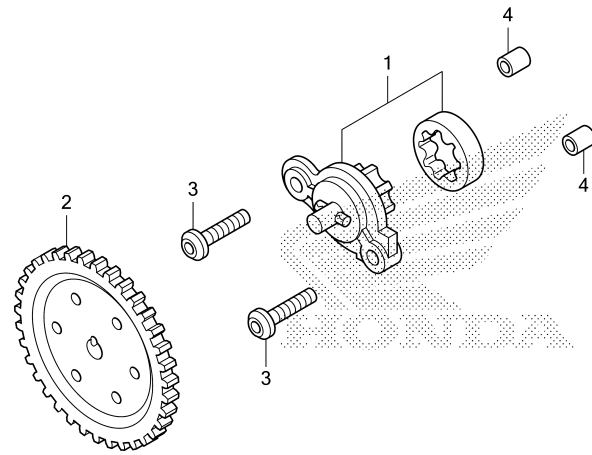
| Ref. No. | L.O.N. | (Relative ref. Number) Description | F.R.T. |
|----------|--------|---------------------------------------|--------|
| 1 | 613105 | ROTOR OR FLYWHEEL | 1.6 |
| 2 | 6131A3 | STATOR | 1.9 |

| Ref. No. | Part No. | Description | Reqd. QTY | | Serial No. | Parts catalogue code |
|----------|----------------|--------------------------------|-----------|---|------------|----------------------|
| | | | ADV | M | | |
| 1 | 31210-K97-T01 | FLYWHEEL COMP. | 1 | | | |
| 2 | 31220-K0W-N01 | STATOR COMP. | 1 | | | |
| 3 | 90001-KWR-000 | BOLT, SOCKET, 6X18 | 1 | | | |
| 4 | 90439-KWZ-900 | WASHER, 12X24X2.3 | 1 | | | |
| 5 | 90651-KV6-003 | BAND, WIRE, 165MM(BLACK) | 1 | | | |
| 6 | 94050-12000 | NUT, FLANGE, 12MM | 1 | | | |
| 7 | 96700-06025-00 | BOLT, SOCKET, 6X25 | 3 | | | |



E-11

OIL PUMP



FR.
 KOWME1100

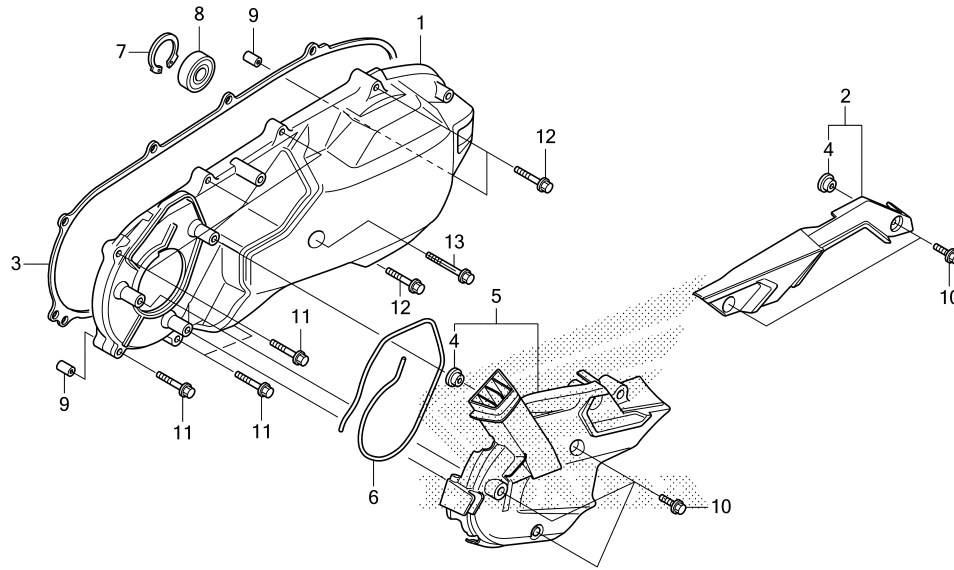
| Ref. No. | L.O.N. | (Relative ref. Number) Description | F.R.T. |
|----------|--------|------------------------------------|--------|
| 1 | 113105 | PUMP ASSY., OIL | 2.0 |
| 2 | 1131C4 | GEAR, OIL PUMP DRIVEN | 1.9 |

| Ref. No. | Part No. | Description | Reqd. QTY | | Serial No. | Parts catalogue code |
|----------|---------------|-------------------------------|-----------|-----------|------------|----------------------|
| | | | ADV | 150A M | | |
| 1 | 15010-KWN-900 | PUMP SET, OIL | 1 | | | |
| 2 | 15133-KWN-900 | GEAR, OIL PUMP DRIVEN(35T)... | 1 | | | |
| 3 | 90003-KWN-900 | BOLT, SPECIAL, 6X23.5 | 2 | | | |
| 4 | 94301-08100 | DOWEL PIN, 8X10 | 2 | | | |

2

E-13

LEFT SIDE COVER



K0WME1300

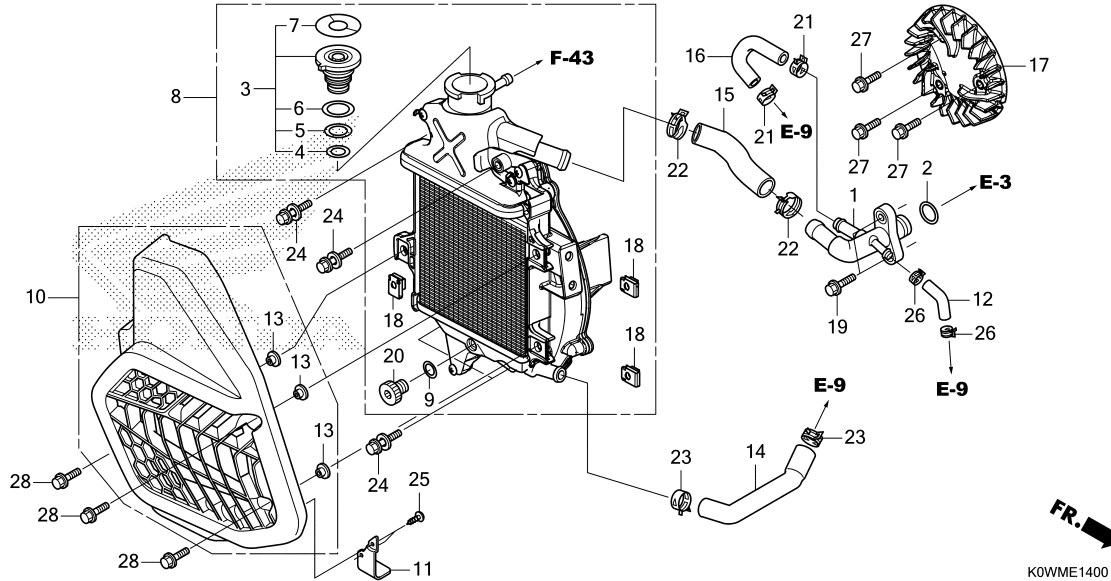
| Ref. No. | L.O.N. | (Relative ref. Number) Description | F.R.T. |
|----------|--------|---|--------|
| 1 | 1101A6 | COVER, CRANKCASE :LEFT | 0.9 |
| 2 | 1101Y9 | DUCT, BELT COVER :REAR | 0.1 |
| 3 | 1101A3 | GASKET, CRANKCASE COVER :LEFT | 0.7 |
| 5 | | (6) | |
| | 1101H4 | DUCT, BELT COVER | 0.6 |
| 8 | 2101H8 | BEARING, DRIVESHAFT :LEFT COVER SIDE | 0.9 |

| Ref. No. | Part No. | Description | Reqd. QTY | | Serial No. | Parts catalogue code |
|----------|----------------|----------------------------------|-----------|---|------------|----------------------|
| | | | ADV | M | | |
| 1 | 11341-K0W-N01 | COVER, L. SIDE | 1 | | | |
| 2 | 11350-K0W-N00 | COVER COMP., L. RR. | 1 | | | |
| 3 | 11395-K97-T01 | GASKET, L. COVER(NLK) | 1 | | | |
| 4 | 19416-KEY-900 | COLLAR | 5 | | | |
| 5 | 19640-K0W-N00 | DUCT COMP., L. COVER | 1 | | | |
| 6 | 19649-K01-900 | SEAL, L. COVER | 1 | | | |
| 7 | 90652-KVB-900 | CIRCLIP, INTERNAL, 32MM | 1 | | | |
| 8 | 91005-KVB-900 | BEARING COMP.(6002UU)(NTN) | 1 | | | |
| 9 | 94301-08140 | DOWEL PIN, 8X14 | 2 | | | |
| 10 | 96001-06018-07 | BOLT, FLANGE, 6X18 | 5 | | | |
| 11 | 96001-06028-00 | BOLT, FLANGE, 6X28 | 6 | | | |
| 12 | 96001-06040-00 | BOLT, FLANGE, 6X40 | 3 | | | |
| 13 | 96001-06065-00 | BOLT, FLANGE, 6X65 | 1 | | | |



E-14

RADIATOR

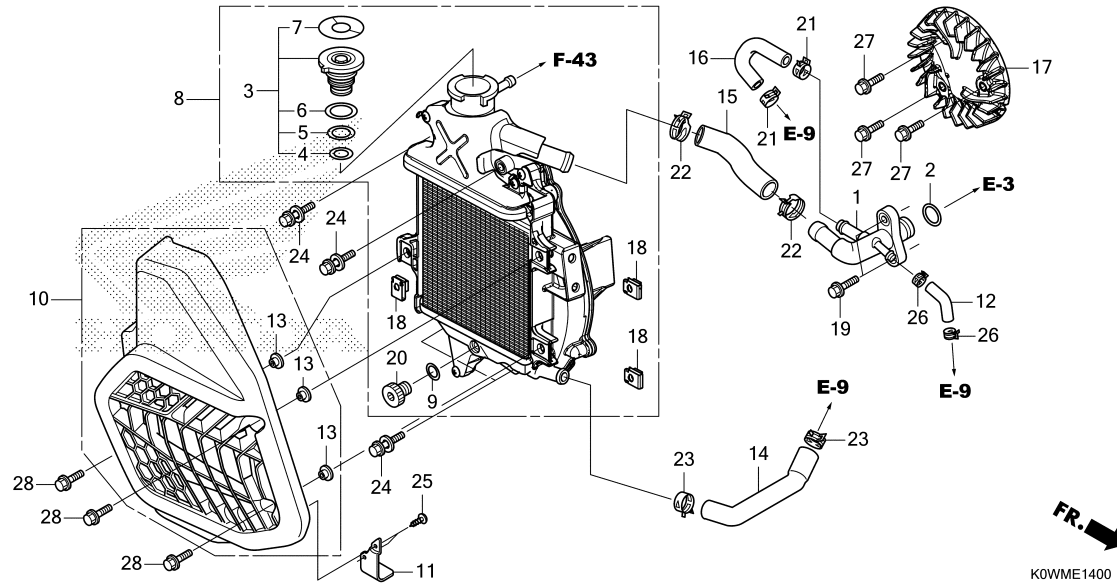


| Ref. No. | L.O.N. | (Relative ref. Number) Description | F.R.T. |
|----------|--------|---------------------------------------|--------|
| 1 | 1151L2 | JOINT, 3WAY HOSE | 1.6 |
| 3 | | (4,5,6) | |
| | 1151B8 | CAP, RADIATOR | 0.6 |
| 8 | 1151C3 | RADIATOR | 1.5 |
| 10 | 115115 | COVER, RADIATOR | 0.6 |
| 12 | 1141H9 | TUBE, AIR BREATHER | 1.1 |
| 14 | 114130 | HOSE A, WATER | 1.5 |
| 15 | 114131 | HOSE B, WATER | 1.5 |
| 16 | 1141B4 | HOSE, WATER BYPASS | 1.6 |
| 17 | 1151A6 | FAN, COOLING | 1.4 |

| Ref. No. | Part No. | Description | Reqd. QTY | | Serial No. | Parts catalogue code |
|----------|----------------|--------------------------------|-----------|------|------------|----------------------|
| | | | ADV | 150A | | |
| 1 | 12206-K66-V00 | JOINT COMP., WATER HOSE | | 1 | | |
| 2 | 12207-KWN-900 | O-RING, 15.4X2 | | 1 | | |
| 3 | 19037-K27-V51 | CAP COMP., RADIATOR | | 1 | | |
| 4 | 19049-K27-V51 | O-RING A | | 1 | | |
| 5 | 19051-K27-V51 | O-RING B | | 1 | | |
| 6 | 19052-K27-V51 | O-RING C | | 1 | | |
| 7 | 19055-K27-V51 | LABEL, RADIATOR CAP | | 1 | | |
| 8 | 19100-K97-T00 | RADIATOR ASSY. | | 1 | | |
| 9 | 19109-GET-003 | SEAL, DRAIN | | 1 | | |
| 10 | 19150-K0W-N00 | COVER COMP., RADIATOR | | 1 | | |
| 11 | 19152-K12-900 | STAY, HEAT GUARD | | 1 | | |
| 12 | 19332-KWN-900 | TUBE, AIR BREATHER | | 1 | | |
| 13 | 19416-KEY-900 | COLLAR | | 3 | | |
| 14 | 19501-KZR-600 | HOSE A, WATER | | 1 | | |
| 15 | 19502-KZR-600 | HOSE B, WATER | | 1 | | |
| 16 | 19504-KZR-600 | HOSE, BYPASS | | 1 | | |
| 17 | 19510-K97-T00 | FAN COMP., COOLING | | 1 | | |
| 18 | 84601-HA7-670 | NUT, FENDER SETTING | | 3 | | |
| 19 | 90004-GHB-660 | BOLT, FLANGE, 6X22(NSHF) | | 2 | | |
| 20 | 90103-GET-003 | BOLT, DRAIN | | 1 | | |
| 21 | 90678-MR1-690 | CLIP, HOSE | | 2 | | |
| 22 | 90701-KWN-901 | CLAMP, WATER HOSE, 24MM | | 2 | | |
| 23 | 90701-MF5-003 | CLAMP, WATER HOSE, 21MM | | 2 | | |
| 24 | 93401-06025-08 | BOLT-WASHER, 6X25 | | 4 | | |
| 25 | 93903-24320 | SCREW, TAPPING, 4X12 | | 2 | | |

E-14

RADIATOR

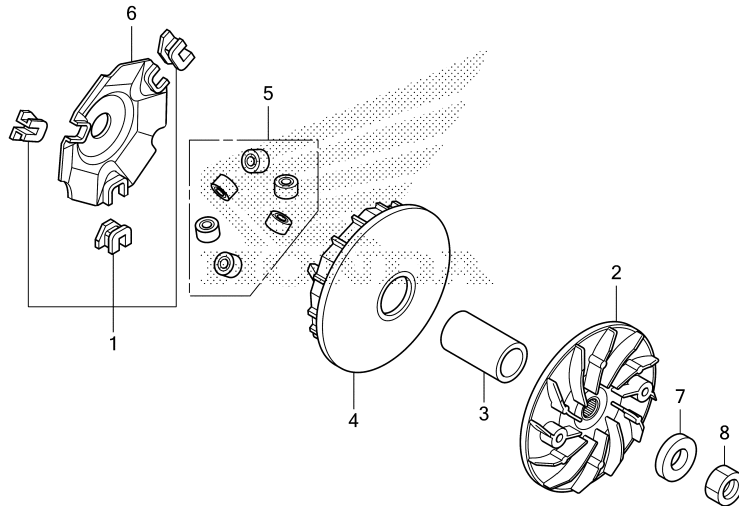


| Ref. No. | Part No. | Description | Reqd. QTY | | Serial No. | Parts catalogue code |
|----------|----------------|--------------------------|-----------|---|------------|----------------------|
| | | | ADV | M | | |
| 26 | 95002-41050-08 | CLAMP, TUBE(D10.5) | 2 | | | |
| 27 | 95701-06016-00 | BOLT, FLANGE, 6X16 | 3 | | | |
| 28 | 96001-06016-07 | BOLT, FLANGE, 6X16 | 3 | | | |



E-16

DRIVE FACE



KOWME1600

| Ref. No. | L.O.N. | (Relative ref. Number) Description | F.R.T. |
|----------|--------|---------------------------------------|--------|
| 2 | 2111A0 | FACE, DRIVE | 0.9 |
| 4 | | (3) | |
| | 2111A1 | FACE, MOVABLE DRIVE | 0.9 |
| 5 | | (1,6) | |
| | 2111A4 | ROLLER, WEIGHT | 0.9 |

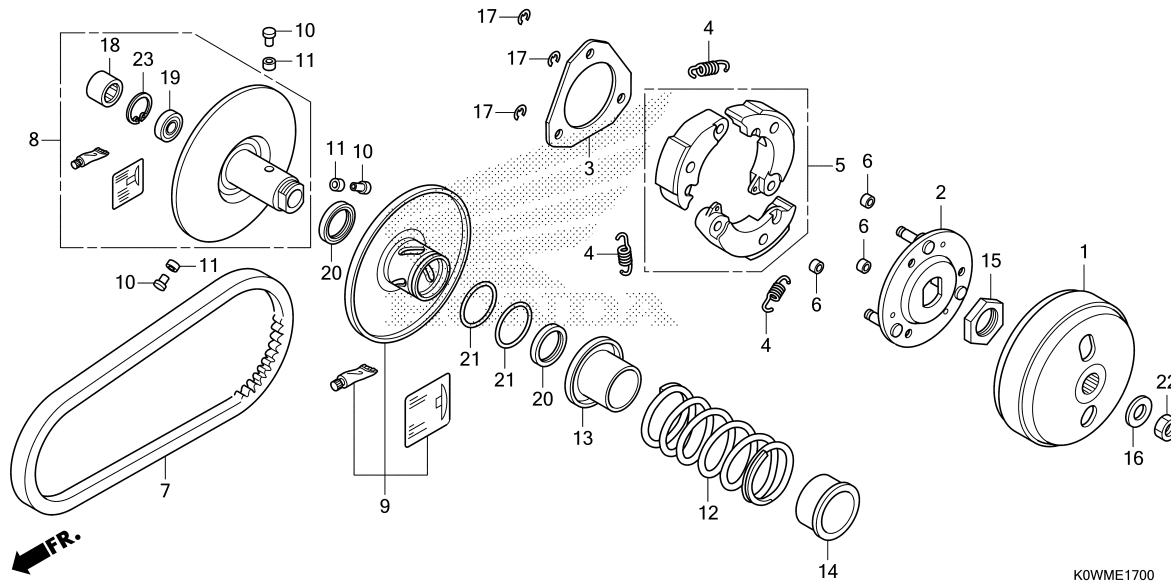
| Ref. No. | Part No. | Description | Reqd. QTY | | Serial No. | Parts catalogue code |
|----------|---------------|---------------------------------|-----------|---|------------|----------------------|
| | | | ADV | M | | |
| 1 | 22011-KWN-900 | PIECE SET, SLIDE | 1 | | | |
| 2 | 22102-K97-T01 | FACE, DRIVE | 1 | | | |
| 3 | 22105-K97-T00 | BOSS, DRIVE FACE | 1 | | | |
| 4 | 22110-K97-T00 | FACE COMP., MOVABLE DRIVE | 1 | | | |
| 5 | 22123-K97-B00 | ROLLER SET, WEIGHT | 1 | | | |
| 6 | 22131-KWN-900 | PLATE, RAMP | 1 | | | |
| 7 | 90401-K48-A00 | WASHER, 15X25.8X4 | 1 | | | |
| 8 | 94030-14200 | NUT, HEX., 14MM | 1 | | | |

2

FR.

E-17

DRIVEN FACE



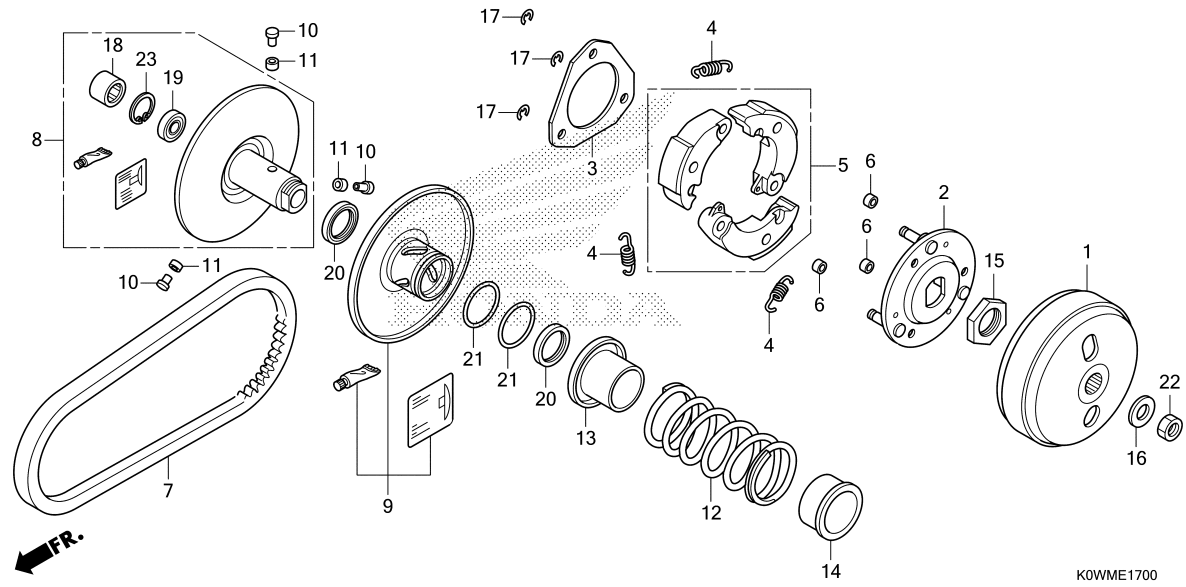
| Ref. No. | L.O.N. | (Relative ref. Number) Description | F.R.T. |
|----------|---------|---------------------------------------|--------|
| 1 | 2121A0 | OUTER, CLUTCH | 0.8 |
| 5 | | (2,4) | |
| | 2121A6 | WEIGHT SET, CLUTCH | 1.3 |
| 7 | 2111B2 | BELT, DRIVE | 0.9 |
| 8 | | (10,11,13) | |
| | 2111A2 | FACE, DRIVEN | 1.2 |
| 9 | | (20,21) | |
| | 2111A3 | FACE, MOVABLE DRIVEN | 1.3 |
| 12 | | (14) | |
| | 2111A7 | SPRING, DRIVEN FACE | 1.1 |
| 18 | | (19) | |
| | 2111A8 | BEARING, DRIVEN FACE | 1.4 |
| | 2111A8A | .Replace 1 bearing add | 0.1 |

| Ref. No. | Part No. | Description | Reqd. QTY | | Serial No. | Parts catalogue code |
|----------|---------------|--------------------------------|-----------|---|------------|----------------------|
| | | | ADV | M | | |
| 1 | 22100-K1N-V00 | OUTER COMP., CLUTCH | 1 | | | |
| 2 | 22350-GFM-900 | PLATE COMP., DRIVE | 1 | | | |
| | 22350-K97-T01 | | 1 | | | |
| | 22350-KVB-900 | | 1 | | | |
| 3 | 22361-KVB-900 | PLATE, CLUTCH SIDE | 1 | | | |
| 4 | 22401-K0W-N01 | SPRING, CLUTCH | 3 | | | |
| 5 | 22535-KTF-980 | WEIGHT SET, CLUTCH | 1 | | | |
| 6 | 22804-148-000 | RUBBER, CLUTCH DAMPER | 3 | | | |
| 7 | 23100-K97-T01 | BELT, DRIVE | 1 | | | |
| 8 | 23205-K97-T00 | FACE SET, DRIVEN | 1 | | | |
| 9 | 23224-K97-T00 | FACE SET, MOVABLE DRIVEN | 1 | | | |
| 10 | 23225-KSY-900 | PIN, ROLLER GUIDE | 3 | | | |
| 11 | 23226-KVB-900 | ROLLER, GUIDE | 3 | | | |
| 12 | 23233-K36-J00 | SPRING, DRIVEN FACE | 1 | | | |
| 13 | 23237-K35-V00 | COLLAR, SEAL | 1 | | | |
| 14 | 23238-KVB-900 | COLLAR, SPRING | 1 | | | |
| 15 | 90202-KN7-670 | NUT, SPECIAL, 28MM | 1 | | | |
| 16 | 90441-GY6-940 | WASHER, 12.2X29X2.5 | 1 | | | |
| 17 | 90605-166-720 | CIRCLIP, 7MM | 3 | | | |
| 18 | 91001-KCW-003 | BEARING, NEEDLE, 20X29X18(NTN) | 1 | | | |
| | 91109-GGC-G01 | BEARING, NEEDLE, 20X29X18 | 1 | | | |
| | | (F.C.C.) | 1 | | | |
| | 91109-KVY-902 | BEARING, NEEDLE, 20X29X18 | 1 | | | |
| | | (SCHAEFFLER) | 1 | | | |
| 19 | 91002-GA7-701 | BEARING, RADIAL BALL, 6902U | 1 | | | |
| | | (NTN) | 1 | | | |



E-17

DRIVEN FACE

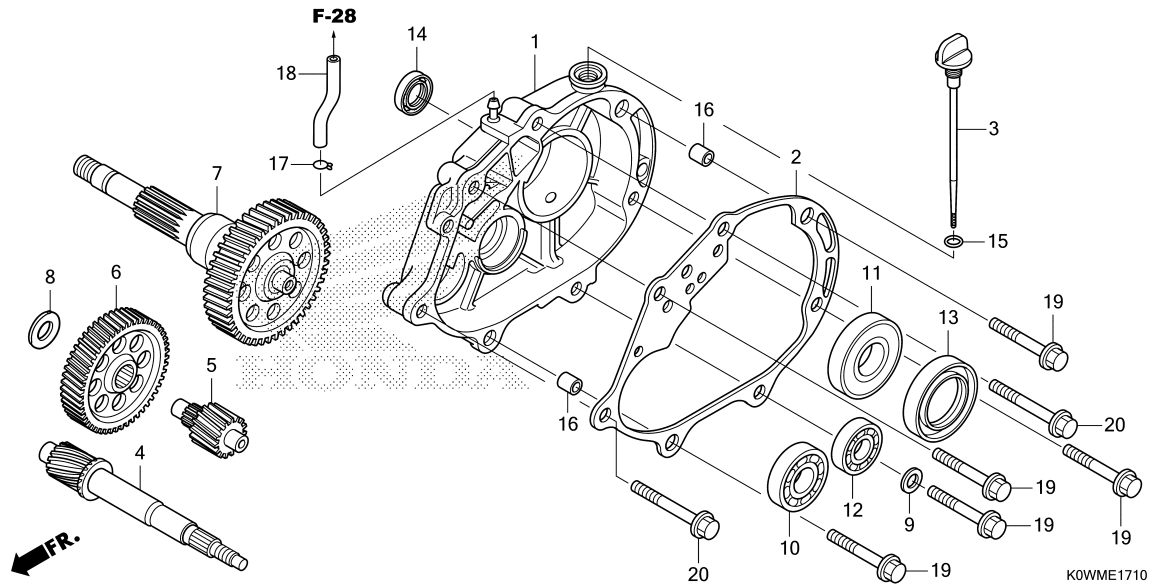


| Ref. No. | Part No. | Description | Reqd. QTY | | Serial No. | Parts catalogue code |
|----------|---------------|--------------------------------------|-----------|------|------------|----------------------|
| | | | ADV | 150A | | |
| 19) | 91004-GGC-G01 | BEARING, RADIAL BALL, 6902U (F.C.C.) | 1 | | | |
| | 91009-K93-T01 | | 1 | | | |
| | 91009-KVY-961 | BEARING, RADIAL BALL, 6902U (NSK) | 1 | | | |
| 20 | 91211-K97-T01 | SEAL, DRIVEN FACE, 34X41X4... | 2 | | | |
| | 91211-KN7-671 | | 2 | | | |
| 21 | 91384-KVB-900 | O-RING, 38.8X1.9..... | 2 | | | |
| 22 | 94030-12200 | NUT, HEX., 12MM..... | 1 | | | |
| 23 | 94520-28000 | CIRCLIP, INTERNAL, 28MM..... | 1 | | | |

2

E-17-10

TRANSMISSION



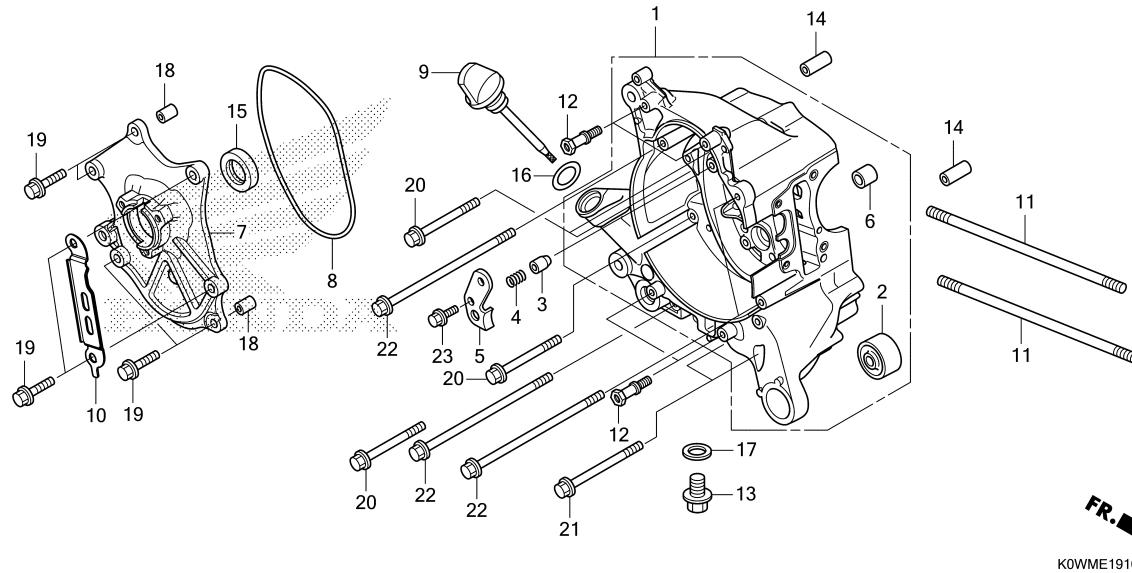
| Ref. No. | L.O.N. | (Relative ref. Number) Description | F.R.T. |
|----------|--------|---|--------|
| 1 | 2101A2 | CASE, TRANSMISSION | 1.7 |
| 2 | 2101A3 | GASKET, TRANSMISSION CASE | 1.3 |
| 4 | 2101E9 | SHAFT, DRIVE | 1.6 |
| 5 | 210142 | COUNTERSHAFT, TRANSMISSION ... | 1.3 |
| 6 | 2101A5 | GEAR, COUNTER | 1.3 |
| 7 | 210170 | SHAFT, FINAL GEAR | 1.3 |
| 10 | 2101F1 | BEARING, DRIVESHAFT :RIGHT ... | 1.5 |
| | 2101J1 | BEARING, DRIVESHAFT :BOTH ... | 1.7 |
| 11 | | (13) | |
| | 2101E6 | BEARING, FINAL GEAR SHAFT :RIGHT | 1.5 |
| | 2101J0 | BEARING, FINAL GEAR SHAFT :BOTH | 1.6 |
| 12 | 2101C8 | BEARING, COUNTERSHAFT :RIGHT ... | 1.5 |
| | 2101C9 | BEARING, COUNTERSHAFT :BOTH ... | 1.6 |

| Ref. No. | Part No. | Description | Reqd. QTY | | Serial No. | Parts catalogue code |
|----------|----------------|---|-----------|---|------------|----------------------|
| | | | ADV | M | | |
| 1 | 21200-K0W-N00 | CASE COMP., MISSION..... | 1 | | | |
| 2 | 21395-K97-T01 | GASKET, TRANSMISSION CASE(NLK) | 1 | | | |
| 3 | 21651-K0W-N00 | GAUGE, MISSION OIL LEVEL..... | 1 | | | |
| 4 | 23411-K97-T01 | SHAFT, DRIVE(15T)..... | 1 | | | |
| 5 | 23421-K97-T01 | SHAFT, COUNTER(16T)..... | 1 | | | |
| 6 | 23422-K97-T01 | GEAR, COUNTER(55T)..... | 1 | | | |
| 7 | 23430-K0W-N00 | GEAR COMP., FINAL(43T)..... | 1 | | | |
| 8 | 90452-KGH-900 | WASHER, SPECIAL, 12MM..... | 1 | | | |
| 9 | 90495-MN5-000 | WASHER, SEALING, 8MM..... | 1 | | | |
| 10 | 91004-KZR-601 | BEARING, RADIAL BALL, 6202 (NTN) | 1 | | | |
| 11 | 91006-KAB-004 | BEARING, RADIAL BALL, 6205-2NSG(FUJIKOSHI) | 1 | | | |
| 12 | 91006-KZR-601 | BEARING, RADIAL BALL, 6201 (NTN) | 1 | | | |
| 13 | 91204-K59-A11 | OIL SEAL, 34X52X7(NOK)..... | 1 | | | |
| 14 | 91251-KSV-J11 | DUST SEAL, 34X46X8..... | 1 | | | |
| 15 | 91307-K0W-N00 | O-RING, 10X3..... | 1 | | | |
| 16 | 94301-10120 | DOWEL PIN, 10X12..... | 2 | | | |
| 17 | 95002-50000 | CLIP, TUBE(C9)..... | 1 | | | |
| 18 | 95005-50075-30 | TUBE, 5X75..... | 1 | | | |
| 19 | 95701-08045-00 | BOLT, FLANGE, 8X45..... | 5 | | | |
| 20 | 95701-08055-00 | BOLT, FLANGE, 8X55..... | 2 | | | |



E-19-10

RIGHT CRANKCASE

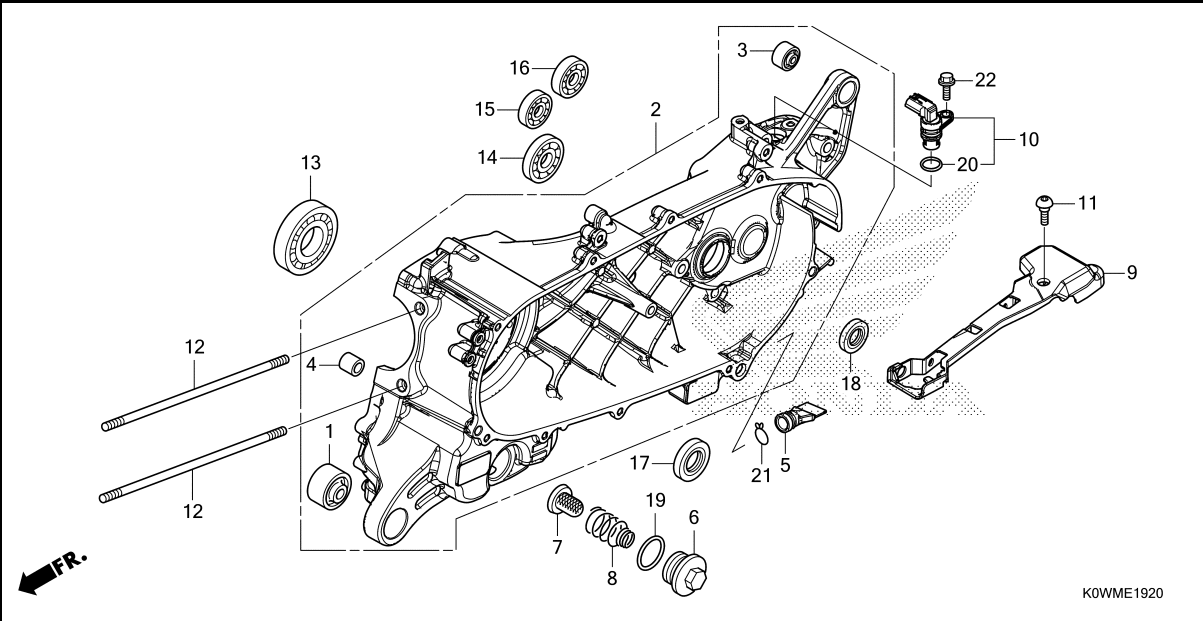


| Ref. No. | L.O.N. | (Relative ref. Number) Description | F.R.T. |
|----------|--------|--|--------|
| 1 | 110120 | CRANKCASE :RIGHTINCLUDES: Engine removal and installation | 6.0 |
| | 1101A2 | CRANKCASE :BOTHINCLUDES: Engine removal and installation | 7.1 |
| 7 | 6131A4 | BASE, STATOR | 2.0 |
| 8 | 6131B5 | O-RING, STATOR BASE | 1.9 |
| 15 | 110132 | OIL SEAL, CRANKSHAFT :RIGHT .. | 2.0 |
| | 1101H3 | OIL SEAL, CRANKSHAFT :BOTHINCLUDES: Engine removal and installation | 6.3 |

| Ref. No. | Part No. | Description | Reqd. QTY ADV 150A M | Serial No. | Parts catalogue code |
|----------|----------------|---------------------------------------|-------------------------------|------------|----------------------|
| 1 | 11100-K59-A10 | CRANKCASE COMP., R. | 1 | | |
| 2 | 11103-KVB-901 | BUSH, ENGINE HANGER RUBBER (HOKUSHIN) | 1 | | |
| | 11103-KVB-930 | BUSH, ENGINE HANGER RUBBER ... | 1 | | |
| 3 | 11114-KWN-900 | PLUG, BEARING PUSH | 1 | | |
| 4 | 11116-KZR-600 | SPRING, BEARING PUSH | 1 | | |
| 5 | 11117-KWN-901 | PLATE, BEARING PUSH | 1 | | |
| 6 | 11205-GBC-300 | BUSH, MAIN STAND | 1 | | |
| 7 | 11361-KWN-901 | BASE, STATOR | 1 | | |
| 8 | 11363-KWN-900 | GASKET, STATOR BASE | 1 | | |
| 9 | 15651-K0W-N00 | GAUGE, OIL LEVEL | 1 | | |
| 10 | 32961-K29-910 | CLAMPER, A.C. GENERATOR CORD | 1 | | |
| 11 | 90031-KWN-900 | BOLT A, STUD, 8X200.5 | 2 | | |
| 12 | 90036-KZR-600 | BOLT, RADIATOR DISTANCE | 4 | | |
| 13 | 90131-883-000 | BOLT, DRAIN PLUG, 12X15 | 1 | | |
| 14 | 90702-KWN-900 | DOWEL PIN, SPECIAL, 6.3X10X30 | 2 | | |
| 15 | 91201-K35-J01 | OIL SEAL, 20.8X32X6(ARAI) | 1 | | |
| 16 | 91307-035-000 | O-RING, 18X3 | 1 | | |
| 17 | 94109-12000 | WASHER, DRAIN PLUG, 12MM | 1 | | |
| 18 | 94301-08100 | DOWEL PIN, 8X10 | 2 | | |
| 19 | 95701-06025-00 | BOLT, FLANGE, 6X25 | 6 | | |
| 20 | 95701-06065-00 | BOLT, FLANGE, 6X65 | 4 | | |
| 21 | 95701-06080-00 | BOLT, FLANGE, 6X80 | 2 | | |
| 22 | 95701-06130-00 | BOLT, FLANGE, 6X130 | 4 | | |
| 23 | 96001-06016-00 | BOLT, FLANGE, 6X16 | 1 | | |

E-19-20

LEFT CRANKCASE



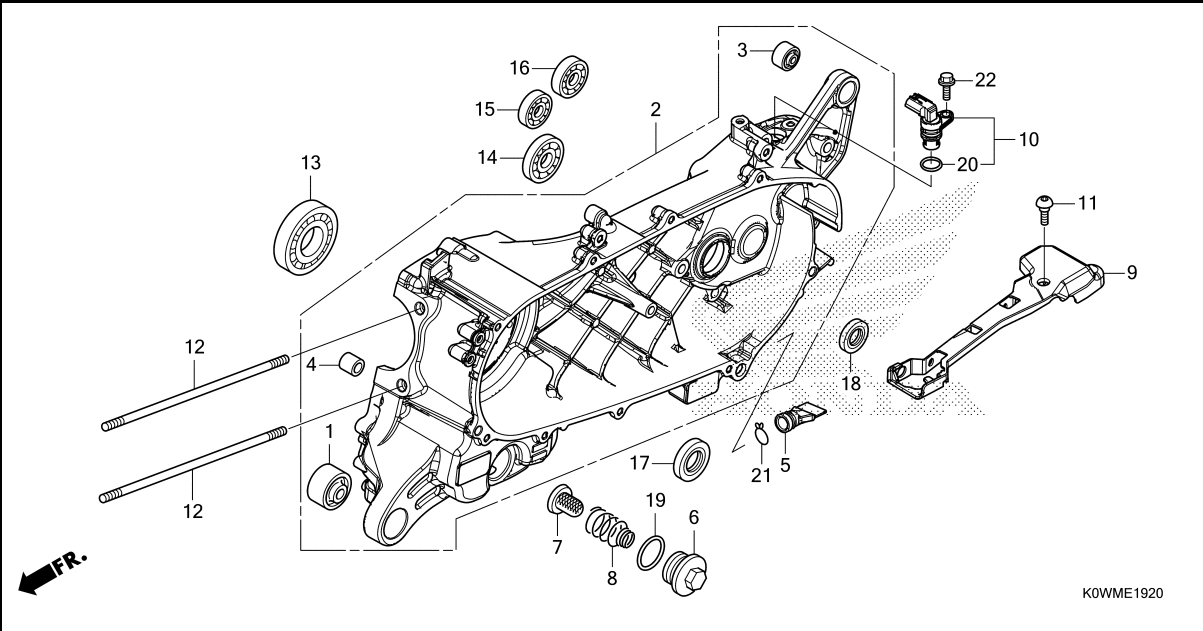
| Ref. No. | L.O.N. | (Relative ref. Number) Description | F.R.T. |
|----------|--------|--|--------|
| 2 | 110115 | CRANKCASE :LEFTINCLUDES: Engine removal and installation | 6.9 |
| | 1101A2 | CRANKCASE :BOTHINCLUDES: Engine removal and installation | 7.1 |
| 7 | 1131B5 | SCREEN, OIL FILTER (20) | 0.2 |
| 10 | 617197 | SENSOR, WHEEL SPEED :REAR ... | 0.6 |
| 13 | 1101B6 | BEARING, CRANKSHAFT :LEFTINCLUDES: Engine removal and installation | 6.2 |
| 14 | 2101F0 | BEARING, DRIVESHAFT :LEFT ... | 1.6 |
| | 2101J1 | BEARING, DRIVESHAFT :BOTH ... | 1.7 |
| 15 | 2101C7 | BEARING, COUNTERSHAFT :LEFT .. | 1.5 |
| | 2101C9 | BEARING, COUNTERSHAFT :BOTH .. | 1.6 |
| 16 | 2101E5 | BEARING, FINAL GEAR SHAFT :LEFT | 1.5 |
| | 2101J0 | BEARING, FINAL GEAR SHAFT :BOTH | 1.6 |
| 17 | 110131 | OIL SEAL, CRANKSHAFT :LEFTINCLUDES: Engine removal and installation | 6.2 |
| + | 1101H3 | OIL SEAL, CRANKSHAFT :BOTH ... | 6.3 |

| Ref. No. | Part No. | Description | Reqd. QTY ADV 150A M | Serial No. | Parts catalogue code |
|----------|---------------|--|-------------------------------|------------|----------------------|
| 1 | 11103-KVB-901 | BUSH, ENGINE HANGER RUBBER (HOKUSHIN) | 1 | | |
| | 11103-KVB-930 | BUSH, ENGINE HANGER RUBBER... | 1 | | |
| 2 | 11200-K0W-N00 | CRANKCASE COMP., L..... | 1 | | |
| 3 | 11203-K35-J00 | BUSH, RR. CUSHION UNDER RUBBER | 1 | | |
| | 11203-KVB-901 | BUSH, RR. CUSHION UNDER RUBBER (HOKUSHIN) | 1 | | |
| 4 | 11205-GBC-300 | BUSH, MAIN STAND..... | 1 | | |
| 5 | 11343-KVG-900 | TUBE, DRAIN..... | 1 | | |
| 6 | 12361-035-000 | CAP, TAPPET ADJUSTING HOLE... | 1 | | |
| 7 | 15421-107-000 | SCREEN, OIL FILTER..... | 1 | | |
| | 15421-KPL-900 | | 1 | | |
| 8 | 15426-KVB-900 | SPRING, OIL FILTER SCREEN... | 1 | | |
| 9 | 32112-K97-T00 | PROTECTOR, SPEED SENSOR..... | 1 | | |
| 10 | 37700-K12-V01 | SENSOR ASSY., SPEED..... | 1 | | |
| | 37700-K97-N01 | | 1 | | |
| 11 | 90001-KWR-000 | BOLT, SOCKET, 6X18..... | 1 | | |
| 12 | 90032-KWN-900 | BOLT B, STUD, 8X206..... | 2 | | |
| 13 | 91002-KZR-602 | BEARING, RADIAL BALL SPECIAL, 6207(FUJIKOSHI) | 1 | | |
| 14 | 91003-KZR-601 | BEARING, RADIAL BALL, 6204 (NTN) | 1 | | |
| 15 | 91005-KZR-602 | BEARING, RADIAL BALL, 6301 (FUJIKOSHI) | 1 | | |
| 16 | 91016-KBB-901 | BEARING, RADIAL BALL, 6004... | 1 | | |
| 17 | 91202-K97-T01 | OIL SEAL, 26X45X6(NOK)..... | 1 | | |



E-19-20

LEFT CRANKCASE



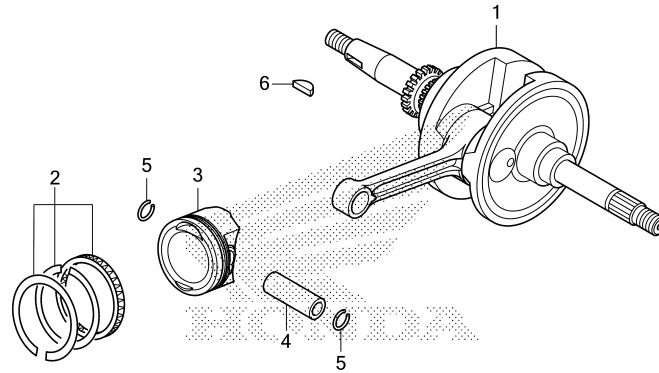
| Ref. No. | L.O.N. | (Relative ref. Number) Description | F.R.T. |
|----------|--------|--|--------|
| +17 | | .INCLUDES: Engine removal and installation | |
| 18 | 2101E7 | OIL SEAL, DRIVESHAFT | 1.6 |

| Ref. No. | Part No. | Description | Reqd. QTY | | Serial No. | Parts catalogue code |
|----------|----------------|-------------------------------|-----------|---|------------|----------------------|
| | | | ADV | M | | |
| 18 | 91203-K35-J01 | OIL SEAL, 20X32X6(ARAI) | 1 | | | |
| 19 | 91302-001-020 | O-RING, 30.8MM | 1 | | | |
| 20 | 91303-K27-V01 | O-RING, 14.8X2.4 | 1 | | | |
| | 91303-MKH-D21 | O-RING B | 1 | | | |
| 21 | 95002-80000 | CLIP, TUBE(C12) | 1 | | | |
| 22 | 95701-06016-00 | BOLT, FLANGE, 6X16 | 1 | | | |



E-20

CRANKSHAFT/PISTON



←FR.

K0WME2000

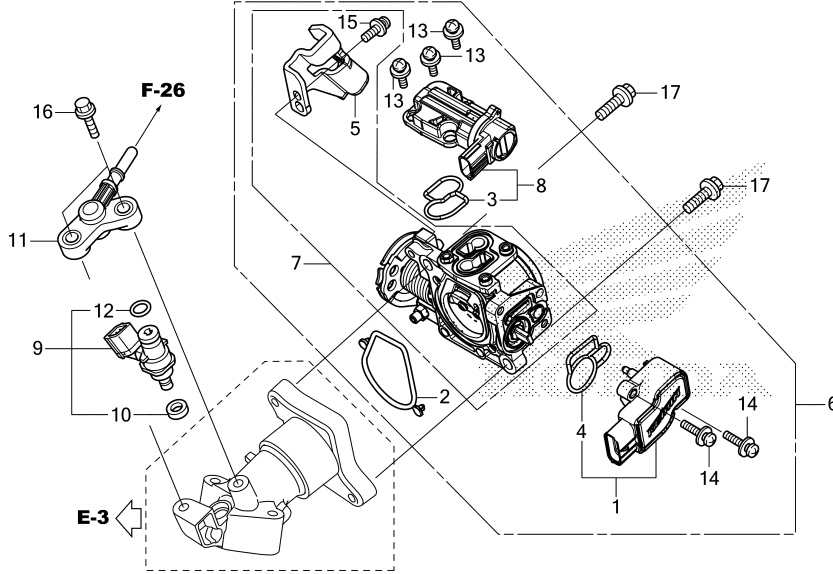
| Ref. No. | L.O.N. | (Relative ref. Number) Description | F.R.T. |
|----------|--------|--|--------|
| 1 | 1101B5 | CRANKSHAFTINCLUDES: Engine removal and installation (2,4,5) | 6.4 |
| 3 | 111103 | PISTON RING AND/OR PISTON(ONE) | 3.8 |

| Ref. No. | Part No. | Description | Reqd. QTY | | Serial No. | Parts catalogue code |
|----------|---------------|-------------------------------|-----------|-----------|------------|----------------------|
| | | | ADV | 150A M | | |
| 1 | 13000-K97-N00 | CRANKSHAFT COMP. | 1 | | | |
| 2 | 13011-K97-305 | RING SET, PISTON(STD.)(RIKEN) | 1 | | | |
| | 13021-K97-305 | RING SET, PISTON(0.25)(RIKEN) | (1) | | | |
| | 13031-K97-305 | RING SET, PISTON(0.50)(RIKEN) | (1) | | | |
| 3 | 13101-K97-T00 | PISTON(STD.)..... | 1 | | | |
| | 13102-K97-P00 | PISTON(O.S.)(0.25)..... | (1) | | | |
| | 13103-K97-P00 | PISTON(O.S.)(0.50)..... | (1) | | | |
| 4 | 13111-K78-V00 | PIN, PISTON | 1 | | | |
| 5 | 13115-KZY-700 | CLIP, PISTON PIN, 14MM | 2 | | | |
| 6 | 90741-003-010 | KEY, WOODRUFF, 4MM | 1 | | | |



E-22

THROTTLE BODY/FUEL INJECTOR



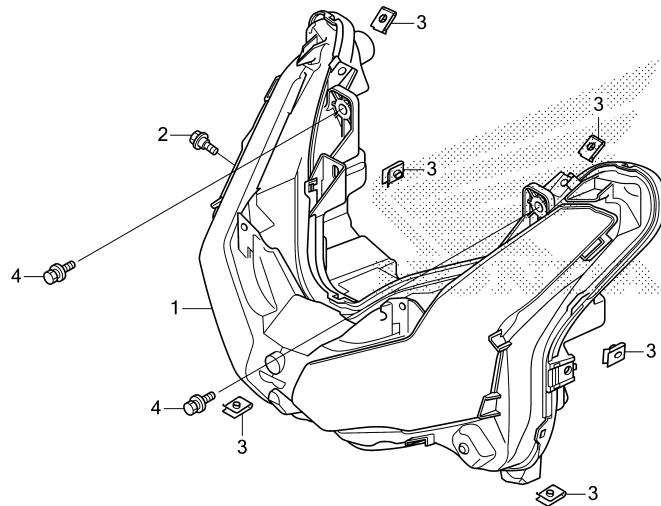
K0WME2200

| Ref. No. | L.O.N. | (Relative ref. Number) Description | F.R.T. |
|----------|--------|------------------------------------|--------|
| 1 | | (4) | |
| 617115 | | SENSOR, THROTTLE | 0.6 |
| 6 | | (2) | |
| 311132 | | BODY ASSY., THROTTLE | 0.6 |
| 7 | | BODY, THROTTLE | 0.6 |
| 8 | | (3) | |
| 3111N5 | | VALVE, IDLE AIR CONTROL | 0.5 |
| 9 | | (10,11,12) | |
| 311145 | | INJECTOR, FUEL | 1.9 |

| Ref. No. | Part No. | Description | Reqd. QTY ADV 150A M | Serial No. | Parts catalogue code |
|----------|----------------|--------------------------------|-------------------------------|------------|----------------------|
| 1 | 16060-K35-V01 | SENSOR SET | 1 | | |
| 2 | 16075-K36-J01 | O-RING, THROTTLE BODY | 1 | | |
| 3 | 16076-K35-V01 | O-RING | 1 | | |
| 4 | 16077-K35-V01 | O-RING | 1 | | |
| 5 | 16169-K46-N21 | STAY, WIRE | 1 | | |
| 6 | 16400-K97-T01 | BODY ASSY., THROTTLE(GQM7B A) | 1 | | |
| 7 | 16410-K97-T01 | BODY SET | 1 | | |
| 8 | 16430-K97-T01 | VALVE SET, IDLE AIR CONTROL .. | 1 | | |
| 9 | 16450-K59-A71 | INJECTOR ASSY., FUEL | 1 | | |
| 10 | 16472-KPC-D50 | RING, SEAL | 1 | | |
| 11 | 17565-K01-900 | JOINT COMP., INJECTOR | 1 | | |
| 12 | 91301-GGL-J01 | O-RING, 6.3X2.2 | 1 | | |
| 13 | 93891-04010-18 | SCREW-WASHER, 4X10 | 3 | | |
| 14 | 93891-04016-18 | SCREW-WASHER, 4X16 | 2 | | |
| 15 | 93892-05012-18 | SCREW-WASHER, 5X12 | 1 | | |
| 16 | 95701-06022-00 | BOLT, FLANGE, 6X22 | 2 | | |
| 17 | 96001-06020-00 | BOLT, FLANGE, 6X20 | 2 | | |

F-1

HEADLIGHT



K0WMF0100

| Ref. No. | L.O.N. | (Relative ref. Number) Description | F.R.T. |
|----------|--------|---------------------------------------|--------|
|----------|--------|---------------------------------------|--------|

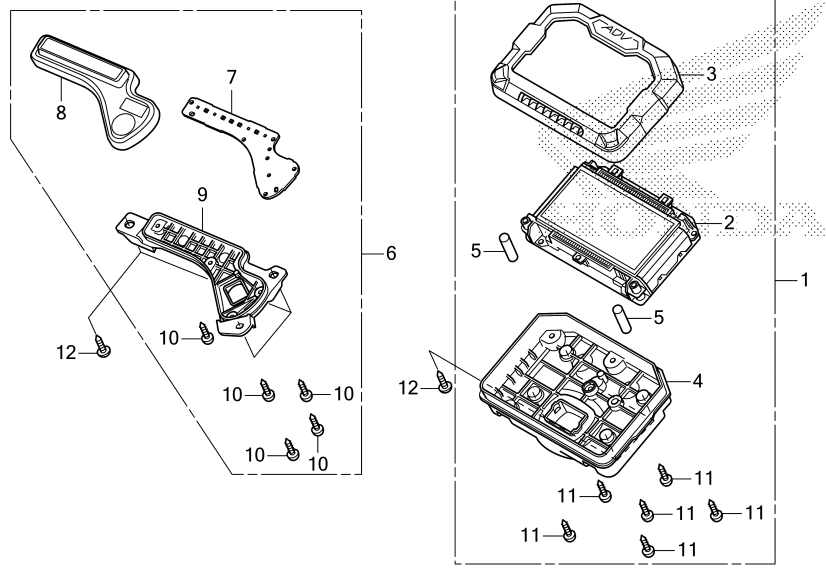
| | | | |
|---|--------|----------------------|-----|
| 1 | 6161A7 | HEADLIGHT UNIT | 1.1 |
|---|--------|----------------------|-----|

| Ref. No. | Part No. | Description | Reqd. QTY | | Serial No. | Parts catalogue code |
|----------|----------------|------------------------------|-----------|---|------------|----------------------|
| | | | ADV | M | | |
| 1 | 33100-K0W-A11 | LIGHT ASSY., FR. COMBINATION | 1 | | | |
| 2 | 90001-MFE-670 | BOLT, SPECIAL, 6X16 | 1 | | | |
| 3 | 90320-GC3-000 | NUT, SPRING, 5MM | 6 | | | |
| 4 | 93404-06012-00 | BOLT-WASHER, 6X12 | 2 | | | |



F-2

METER



FR. →

K0WMF0200

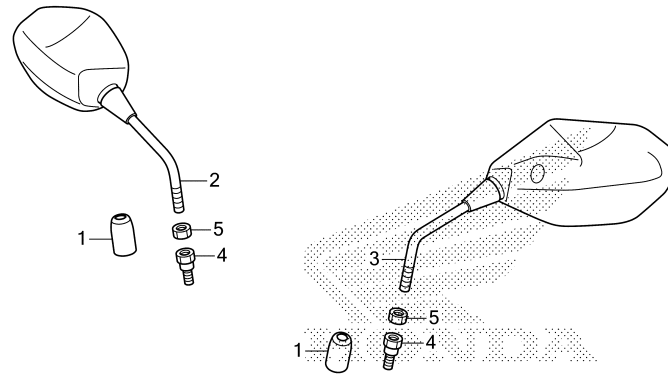
| Ref. No. | L.O.N. | (Relative ref. Number) Description | F.R.T. |
|----------|--------|---------------------------------------|--------|
| 1 | 8121A1 | METER ASSY., COMBINATION | 0.8 |
| 2 | 8121A2 | METER, COMBINATION | 0.8 |
| 3 | 4131Q1 | COVER, METER :UPPER | 0.7 |
| 4 | 4131Q2 | COVER, METER :LOWER | 0.7 |
| | 8121J0 | COVER, METER :BOTH | 0.7 |
| 6 | 8121D9 | BOX ASSY., PILOT INDICATOR ... | 0.9 |
| 7 | 812196 | INDICATOR, L.E.D | 0.9 |
| 9 | | (8) | |
| | 8121H0 | CASE, PILOT BOX :LOWER | 0.8 |

| Ref. No. | Part No. | Description | Reqd. QTY | | Serial No. | Parts catalogue code |
|----------|---------------|-------------------------------|-----------|---|------------|----------------------|
| | | | ADV | M | | |
| 1 | 37100-K0W-N02 | METER ASSY., COMBINATION(KPH) | 1 | | | |
| 2 | 37101-K0W-N01 | METER COMP., LCD(KPH)..... | 1 | | | |
| 3 | 37102-K0W-N01 | CASE ASSY., UPPER..... | 1 | | | |
| 4 | 37103-K0W-N02 | CASE ASSY., UNDER..... | 1 | | | |
| 5 | 37105-K0W-N01 | KEY, TOP..... | 2 | | | |
| 6 | 37600-K0W-N12 | BOX ASSY., INDICATOR..... | 1 | | | |
| 7 | 37601-K0W-N11 | INDICATOR COMP. | 1 | | | |
| 8 | 37602-K0W-N11 | CASE ASSY., UPPER..... | 1 | | | |
| 9 | 37603-K0W-N02 | CASE ASSY., UNDER..... | 1 | | | |
| 10 | 90101-KY6-008 | SCREW, TAPPING, 3X14..... | 5 | | | |
| 11 | 93903-22480 | SCREW, TAPPING, 3X16..... | 6 | | | |
| 12 | 93913-25320 | SCREW, TAPPING, 5X14(PO)..... | 7 | | | |

3

F-3

MIRROR



←FR.

K0WMF0300

Ref. No. L.O.N. (Relative ref. Number) Description F.R.T.

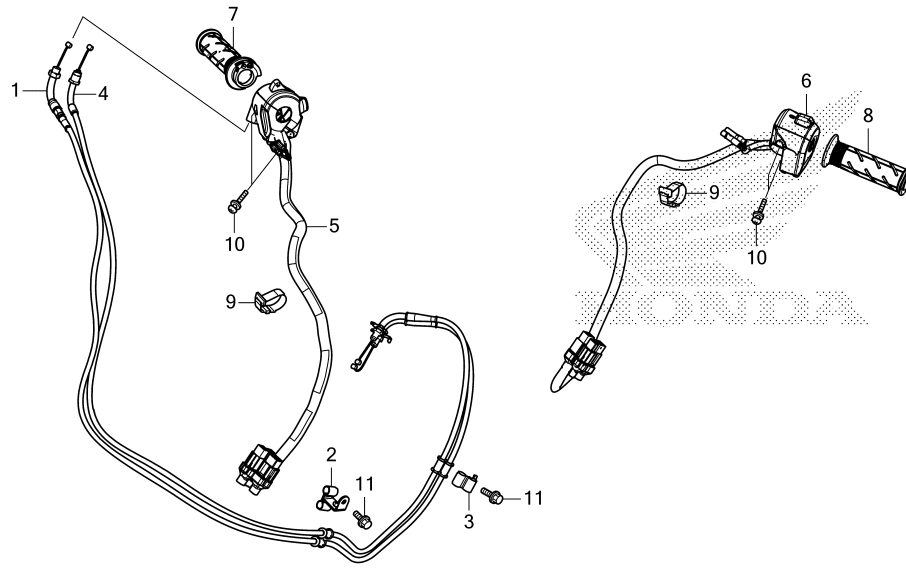
NO INFORMATION

| Ref. No. | Part No. | Description | Reqd. QTY | | Serial No. | Parts catalogue code |
|----------|---------------|---------------------------------------|-----------|------|------------|----------------------|
| | | | ADV | 150A | | |
| 1 | 88115-KWN-980 | CAP, LOCK NUT | 2 | | | |
| 2 | 88210-K0W-T01 | MIRROR COMP., R. | 1 | | | |
| 3 | 88220-K0W-T01 | MIRROR COMP., L. | 1 | | | |
| 4 | 90003-MY5-720 | BOLT, ADAPTER, 10MM | 2 | | | |
| 5 | 90201-MW3-620 | NUT, HEX., 10MM (LEFT HAND THREAD) | 2 | | | |

3

F-4

HANDLE SWITCH/CABLE



FR.

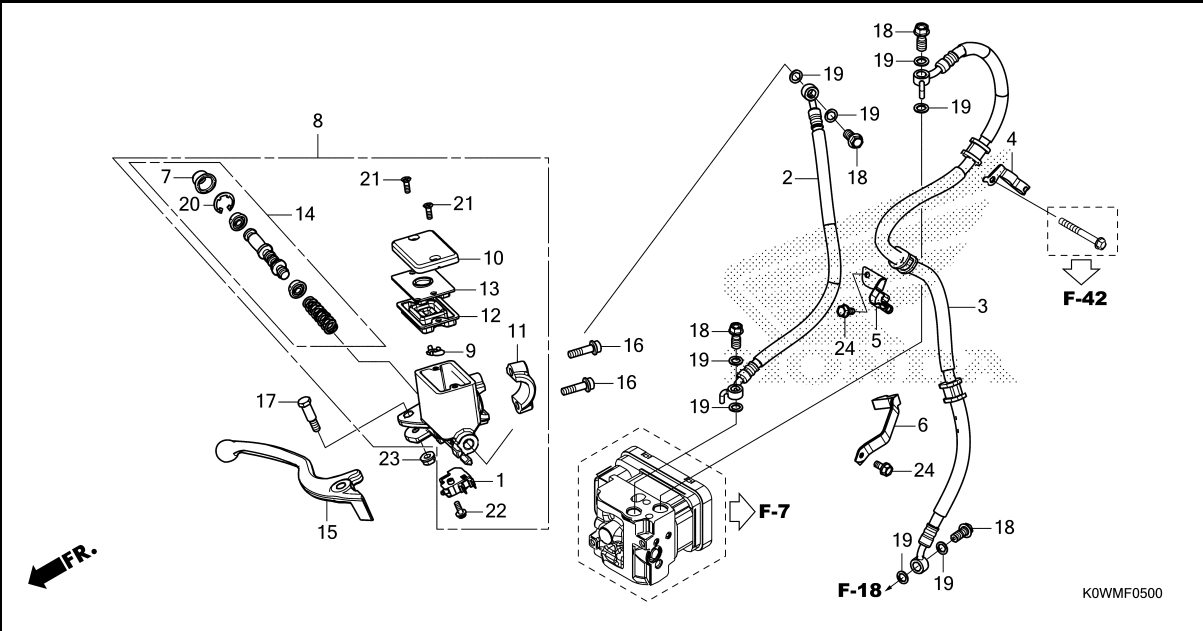
K0WMF0400

| Ref. No. | L.O.N. | (Relative ref. Number) Description | F.R.T. |
|----------|--------|------------------------------------|--------|
| 1 | | (4) | |
| | 811100 | CABLE, THROTTLE | 1.7 |
| | | .NOTE: Same time for two units | |
| 5 | 8101K8 | HOUSING, STARTER SWITCH | 1.4 |
| 6 | 8101K9 | HOUSING, WINKER SWITCH | 0.9 |
| 7 | 810150 | GRIP, THROTTLE | 0.5 |
| 8 | 8101C0 | GRIP, HANDLE :LEFT | 0.1 |

| Ref. No. | Part No. | Description | Reqd. QTY | | Serial No. | Parts catalogue code |
|----------|----------------|--|-----------|---|------------|----------------------|
| | | | ADV | M | | |
| 1 | 17910-K0W-N01 | CABLE COMP. A, THROTTLE | 1 | | | |
| 2 | 17912-K97-T00 | CLAMPER, THROTTLE CABLE | 1 | | | |
| 3 | 17913-K35-V00 | CLAMPER B, THROTTLE CABLE | 1 | | | |
| 4 | 17920-K0W-N01 | CABLE COMP. B, THROTTLE | 1 | | | |
| 5 | 35160-K0W-N01 | SWITCH ASSY., STARTER & HAZARD & IDLE STOP | 1 | | | |
| 6 | 35200-K0W-N01 | SWITCH ASSY., DIMMER & HORN & WINKER | 1 | | | |
| 7 | 53140-K0W-N00 | GRIP COMP., THROTTLE | 1 | | | |
| 8 | 53166-KWN-900 | GRIP, L. HANDLE | 1 | | | |
| 9 | 90683-KJ2-003 | CLIP, WIRE HARNESS | 2 | | | |
| 10 | 93892-05020-07 | SCREW-WASHER, 5X20 | 4 | | | |
| 11 | 95701-06016-08 | BOLT, FLANGE, 6X16 | 2 | | | |

F-5

FRONT BRAKE MASTER CYLINDER



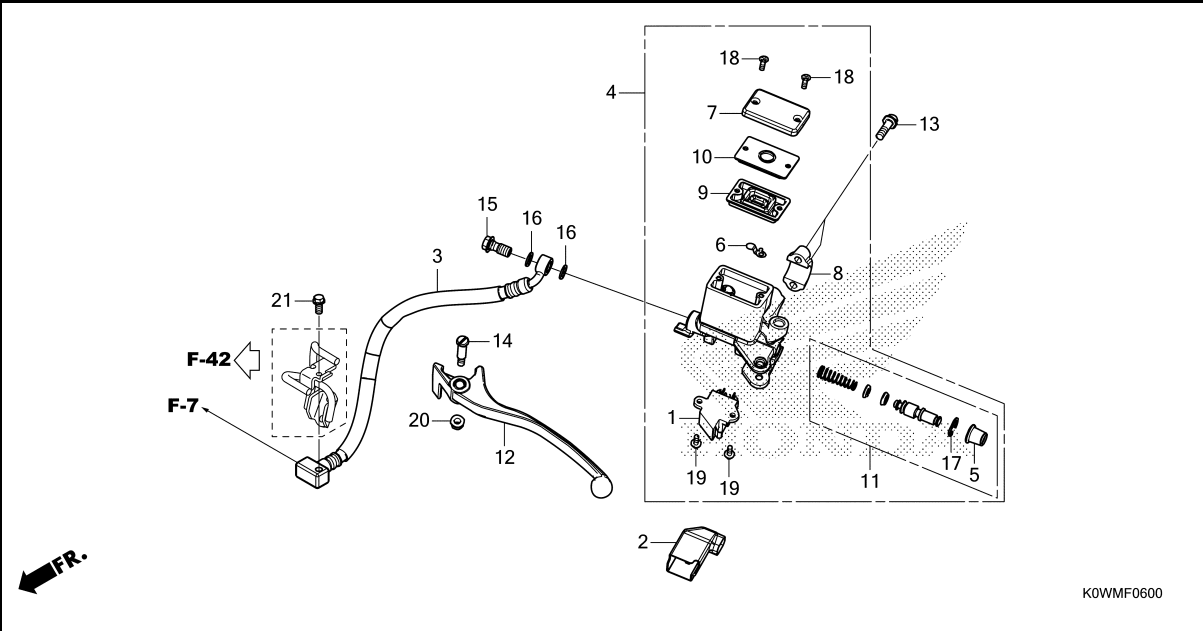
| Ref. No. | L.O.N. | (Relative ref. Number) Description | F.R.T. |
|----------|--------|------------------------------------|--------|
| 1 | 6151B2 | SWITCH, FRONT STOP | 0.1 |
| | 6151B6 | SWITCH, STOP :BOTH | 0.2 |
| 2 | 712127 | HOSE A, FRONT BRAKE | 1.2 |
| | | .INCLUDES: Bleed brakes | |
| 3 | 712128 | HOSE B, FRONT BRAKE | 1.2 |
| | | .INCLUDES: Bleed brakes | |
| 8 | 712105 | CYLINDER, FRONT BRAKE MASTER . | 0.4 |
| | | .INCLUDES: Bleed brakes | |
| 12 | 7121G6 | DIAPHRAGM, FRONT BRAKE MASTER | |
| | | CYLINDER | 0.1 |
| 14 | 7121G9 | PISTON SET, FRONT BRAKE MASTER | 0.4 |
| | | .INCLUDES: Bleed brakes | |
| 15 | 8101C7 | LEVER, HANDLE :RIGHT | 0.1 |
| | 8101F5 | LEVER, HANDLE :BOTH | 0.2 |

| Ref. No. | Part No. | Description | Reqd. QTY | | Serial No. | Parts catalogue code |
|----------|----------------|---------------------------------|-----------|---|------------|----------------------|
| | | | ADV | M | | |
| 1 | 35340-MGS-D31 | SWITCH ASSY., FR. STOP | 1 | | | |
| 2 | 45126-K0W-N11 | HOSE COMP. A, FR. BRAKE | 1 | | | |
| 3 | 45127-K0W-N11 | HOSE COMP. B, FR. BRAKE | 1 | | | |
| 4 | 45156-K97-J10 | CLAMPER A, FR. BRAKE HOSE | 1 | | | |
| 5 | 45157-K97-J10 | CLAMPER B, FR. BRAKE HOSE | 1 | | | |
| 6 | 45158-K0W-N10 | CLAMPER C, FR. BRAKE HOSE | 1 | | | |
| 7 | 45504-410-003 | BOOT COMP. | 1 | | | |
| 8 | 45510-K97-N01 | CYLINDER SUB ASSY., FR. MASTER | 1 | | | |
| 9 | 45512-MA6-006 | PROTECTOR | 1 | | | |
| 10 | 45513-HA2-006 | CAP, MASTER CYLINDER | 1 | | | |
| 11 | 45517-166-006 | HOLDER, MASTER CYLINDER | 1 | | | |
| 12 | 45520-MG7-006 | DIAPHRAGM | 1 | | | |
| 13 | 45521-HA2-006 | PLATE, DIAPHRAGM | 1 | | | |
| 14 | 45530-471-831 | CYLINDER SET, MASTER | 1 | | | |
| 15 | 53175-KYT-922 | LEVER, R. STEERING HANDLE | 1 | | | |
| 16 | 90101-KWN-900 | BOLT, FLANGE SOCKET, 6X22 | 2 | | | |
| 17 | 90114-KGH-900 | BOLT, HANDLE LEVER PIVOT | 1 | | | |
| 18 | 90145-GAZ-981 | BOLT, OIL, 10X22 | 4 | | | |
| 19 | 90545-300-000 | WASHER, OIL BOLT | 8 | | | |
| 20 | 90651-MA5-671 | CIRCLIP | 1 | | | |
| 21 | 93600-04012-1G | SCREW, FLAT, 4X12 | 2 | | | |
| 22 | 93893-04012-17 | SCREW-WASHER, 4X12 | 1 | | | |
| 23 | 94050-06000 | NUT, FLANGE, 6MM | 1 | | | |
| 24 | 95701-06012-07 | BOLT, FLANGE, 6X12 | 2 | | | |



F-6

REAR BRAKE MASTER CYLINDER



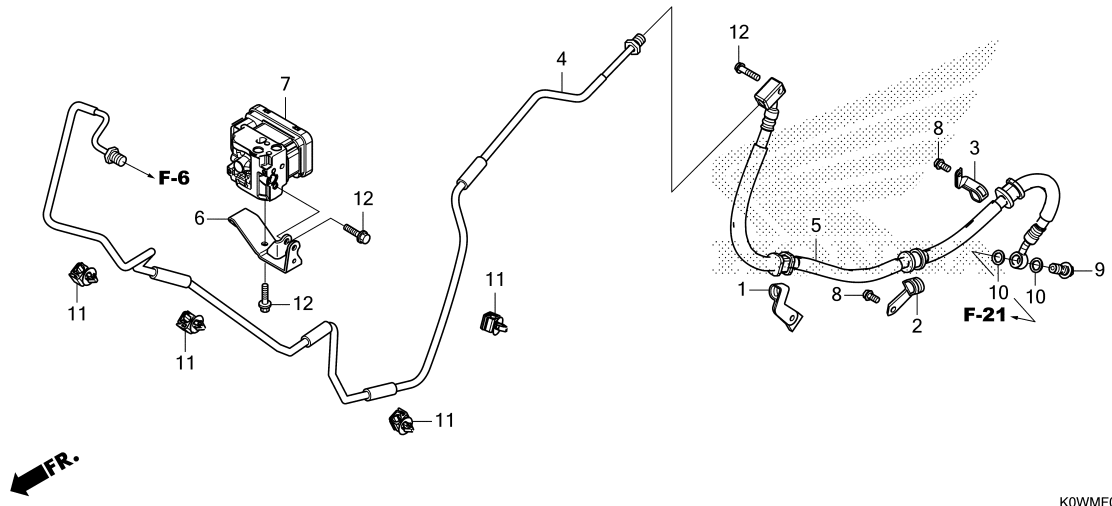
| Ref. No. | L.O.N. | (Relative ref. Number) Description | F.R.T. |
|----------|--------|------------------------------------|--------|
| 1 | 6151B3 | SWITCH, REAR STOP :LEVER SIDE | 0.1 |
| | 6151B6 | SWITCH, STOP :BOTH | 0.2 |
| 3 | 712180 | HOSE A, REAR BRAKE | 1.2 |
| | | .INCLUDES: Bleed brakes | |
| 4 | 712125 | CYLINDER, REAR BRAKE MASTER .. | 0.4 |
| | | .INCLUDES: Bleed brakes | |
| 9 | 7121G7 | DIAPHRAGM, REAR BRAKE MASTER | |
| | | CYLINDER | 0.1 |
| 11 | 7121H0 | PISTON SET, REAR BRAKE MASTER | 0.4 |
| | | .INCLUDES: Bleed brakes | |
| 12 | 8101C6 | LEVER, HANDLE :LEFT | 0.1 |
| | 8101F5 | LEVER, HANDLE :BOTH | 0.2 |

| Ref. No. | Part No. | Description | Reqd. QTY | Serial No. | Parts catalogue code |
|----------|----------------|--|------------------|------------|----------------------|
| | | | ADV 150A M | | |
| 1 | 35340-K40-F01 | SWITCH ASSY., L. HANDLE STOP (WATER PROOF) | 1 | | |
| 2 | 35341-K97-N00 | COVER, STOP SWITCH | 1 | | |
| 3 | 43311-K0W-N11 | HOSE COMP. A, RR. BRAKE | 1 | | |
| 4 | 43510-K0W-N11 | CYLINDER SUB ASSY., RR. MASTER | 1 | | |
| 5 | 45504-410-003 | BOOT COMP. | 1 | | |
| 6 | 45512-MA6-006 | PROTECTOR | 1 | | |
| 7 | 45513-HA2-006 | CAP, MASTER CYLINDER | 1 | | |
| 8 | 45517-166-006 | HOLDER, MASTER CYLINDER | 1 | | |
| 9 | 45520-MG7-006 | DIAPHRAGM | 1 | | |
| 10 | 45521-HA2-006 | PLATE, DIAPHRAGM | 1 | | |
| 11 | 45530-K03-M61 | CYLINDER SET, MASTER(NISSIN) · | 1 | | |
| | 45530-KVS-M21 | CYLINDER SET, FR. MASTER (NISSIN) | 1 | | |
| 12 | 53178-K0W-N01 | LEVER, L. HANDLE | 1 | | |
| 13 | 90101-KWN-900 | BOLT, FLANGE SOCKET, 6X22 | 2 | | |
| 14 | 90114-MA5-671 | BOLT, HANDLE LEVER PIVOT | 1 | | |
| 15 | 90145-GAZ-981 | BOLT, OIL, 10X22 | 1 | | |
| 16 | 90545-300-000 | WASHER, OIL BOLT | 2 | | |
| 17 | 90651-K03-M61 | CIRCLIP, INTERNAL, 18.8 | 1 | | |
| 18 | 93600-04012-17 | SCREW, FLAT, 4X12 | 2 | | |
| 19 | 93893-04012-17 | SCREW-WASHER, 4X12 | 2 | | |
| 20 | 94050-06000 | NUT, FLANGE, 6MM | 1 | | |
| 21 | 96001-06012-00 | BOLT, FLANGE, 6X12 | 1 | | |

3

F-7

REAR BRAKE PIPE



K0WMF0700

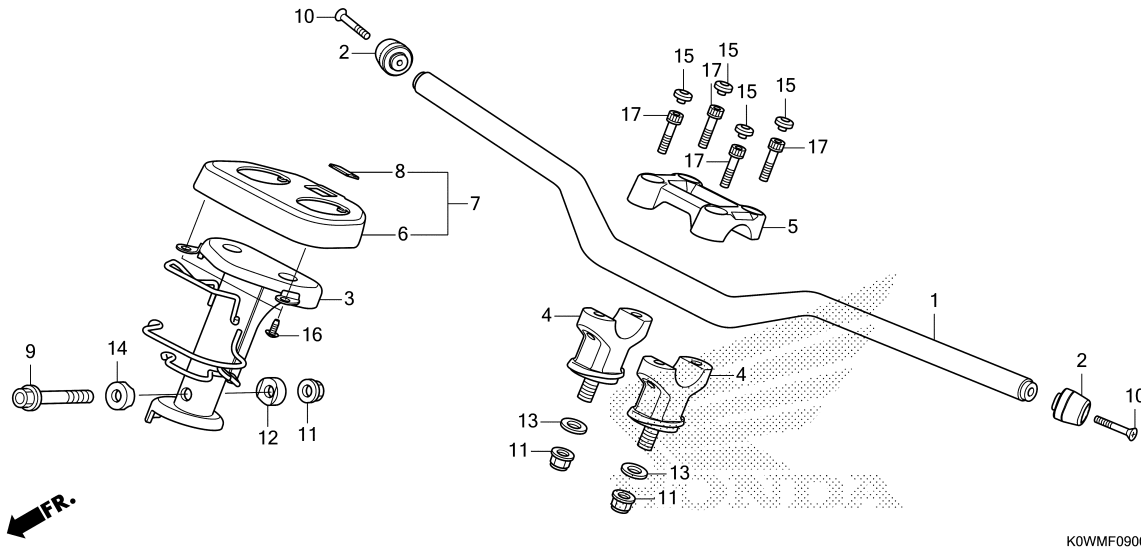
| Ref. No. | L.O.N. | (Relative ref. Number) Description | F.R.T. |
|----------|--------|--|--------|
| 4 | 7121K1 | PIPE B, REAR BRAKE MAININCLUDES: Bleed brakes | 1.5 |
| 5 | 7121B1 | HOSE C, REAR BRAKEINCLUDES: Bleed brakes | 1.4 |
| 7 | 7111H1 | MODULATOR, ABSINCLUDES: Bleed brakes | 1.7 |

| Ref. No. | Part No. | Description | Reqd. QTY | | Serial No. | Parts catalogue code |
|----------|----------------|--------------------------------|-----------|---|------------|----------------------|
| | | | ADV | M | | |
| 1 | 43156-K0W-N00 | CLAMPER A, RR. BRAKE HOSE..... | 1 | | | |
| 2 | 43157-K0W-N00 | CLAMPER B, RR. BRAKE HOSE..... | 1 | | | |
| 3 | 43158-K0W-N00 | CLAMPER C, RR. BRAKE HOSE..... | 1 | | | |
| 4 | 43312-K0W-N10 | PIPE COMP. B, RR. BRAKE..... | 1 | | | |
| 5 | 43313-K0W-N01 | HOSE COMP. C, RR. BRAKE..... | 1 | | | |
| 6 | 50316-K97-J10 | STAY, ABS MODULATOR..... | 1 | | | |
| 7 | 57110-K0W-N11 | MODULATOR ASSY. | 1 | | | |
| 8 | 90103-MCS-G00 | BOLT, FLANGE, 6X12 | 2 | | | |
| 9 | 90145-GAZ-981 | BOLT, OIL, 10X22 | 1 | | | |
| 10 | 90545-300-000 | WASHER, OIL BOLT..... | 2 | | | |
| 11 | 90661-MGS-D71 | CLAMP, BRAKE PIPE(7.0)..... | 4 | | | |
| 12 | 96001-06012-00 | BOLT, FLANGE, 6X12 | 3 | | | |



F-9

HANDLE PIPE/HANDLE COVER

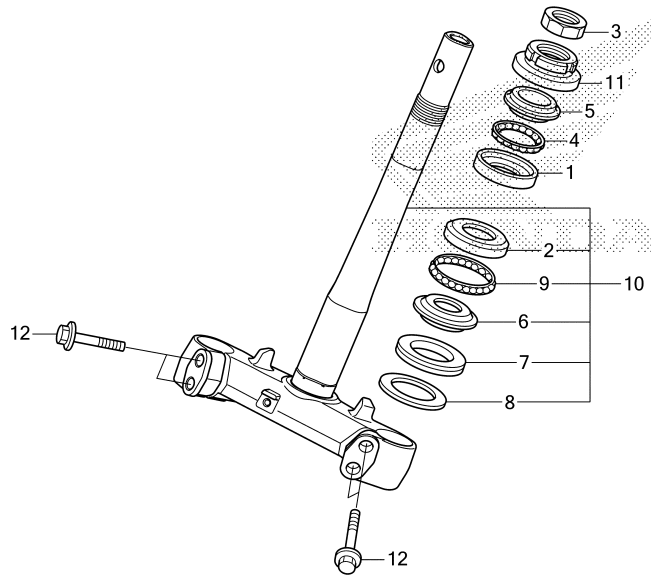


| Ref. No. | L.O.N. | (Relative ref. Number) Description | F.R.T. |
|----------|--------|------------------------------------|--------|
| 1 | 810100 | PIPE, STEERING HANDLE | 0.4 |
| 2 | 8101B3 | WEIGHT, HANDLE :LEFT | 0.1 |
| | 8101B4 | WEIGHT, HANDLE :RIGHT | 0.1 |
| | 8101B5 | WEIGHT, HANDLE :BOTH | 0.1 |
| 3 | 5101C8 | POST, HANDLE | 1.3 |
| 4 | 8101B9 | HOLDER, HANDLE :LOWER | 0.8 |
| | | .NOTE: Same time for two units (6) | |
| 7 | 4131B6 | COVER, HANDLE :REAR | 0.8 |

| Ref. No. | Part No. | Description | Reqd. QTY | Serial No. | Parts catalogue code |
|----------|-----------------|---|------------------|------------|----------------------|
| | | | ADV 150A M | | |
| 1 | 53100-K0W-N00ZA | PIPE, STEERING HANDLE *NHA40M* | 1 | | |
| 2 | 53101-K0W-N00 | MAT CRYPTON SILVER METALLIC WEIGHT A, HANDLE | 2 | | |
| 3 | 53110-K0W-N00 | POST COMP., HANDLE | 1 | | |
| 4 | 53130-K0W-N00ZA | HOLDER, HANDLE UNDER *NHA40M* | 2 | | |
| 5 | 53131-K0W-N00ZA | MAT CRYPTON SILVER METALLIC HOLDER, HANDLE UPPER *NHA40M* | 1 | | |
| 6 | 53206-K0W-N00 | COVER, HANDLE RR. | 1 | | |
| 7 | 53250-K0W-N00 | COVER COMP., HANDLE RR. | 1 | | |
| 8 | 86150-GFC-890 | EMBLEM, PRODUCT | 1 | | |
| | 86150-GFC-901 | EMBLEM, PRODUCT(MARUI) | 1 | | |
| | 86150-GFC-902 | EMBLEM, PRODUCT(UHARA) | 1 | | |
| | 86150-KYS-940 | EMBLEM, PRODUCT(SHINKO ASIA) .. | 1 | | |
| 9 | 90120-HC4-000 | BOLT, FLANGE, 10X50 | 1 | | |
| 10 | 90191-KWB-600 | SCREW, OVAL, 6X45 | 2 | | |
| 11 | 90304-KGH-901 | NUT, U, 10MM | 3 | | |
| 12 | 90501-KPH-880 | COLLAR A, HANDLE SETTING | 1 | | |
| 13 | 90502-KWN-670 | WASHER, 10MM | 2 | | |
| 14 | 90505-KPH-880 | COLLAR B, HANDLE SETTING | 1 | | |
| 15 | 91455-KEA-000 | CAP, SOCKET BOLT, 8MM | 4 | | |
| 16 | 93903-24220 | SCREW, TAPPING, 4X10 | 2 | | |
| 17 | 96600-08028-00 | BOLT, SOCKET, 8X28 | 4 | | |

F-10

STEERING STEM



KOWMF1000

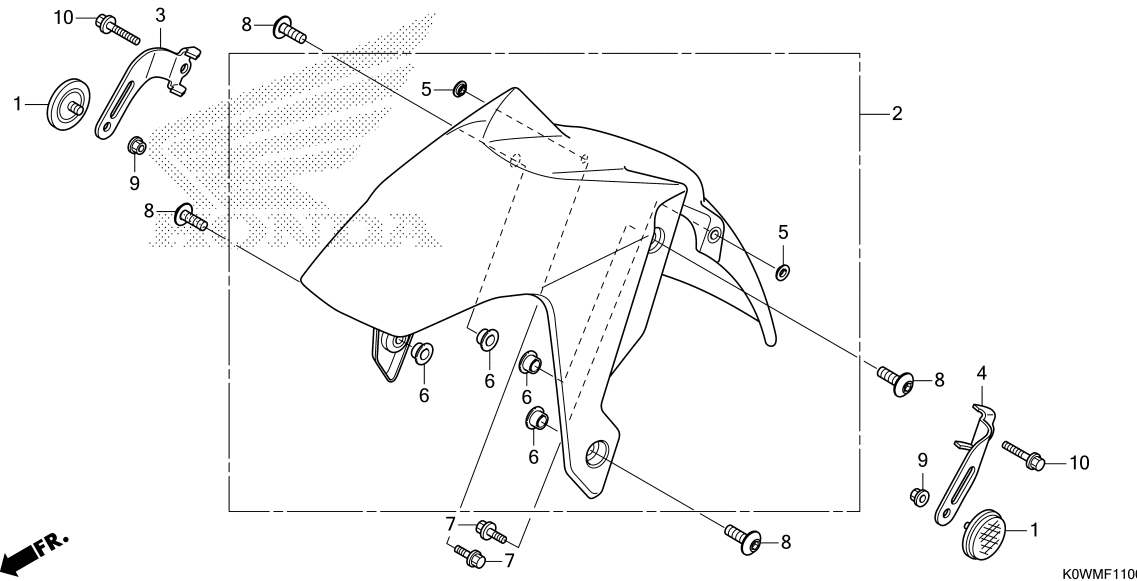
| Ref. No. | L.O.N. | (Relative ref. Number) Description | F.R.T. |
|----------|--------|---------------------------------------|--------|
| 1 | | (4) | |
| 1 | 5101A0 | RACE, STEERING BALL :UPPER ... | 2.2 |
| 2 | 5101A1 | RACE, STEERING BALL :LOWER ... | 2.4 |
| | 5101C9 | RACE, STEERING BALL :BOTH | 2.4 |
| 5 | 5101A9 | RACE, STEERING TOP CONE | 2.2 |
| 6 | | (7,9) | |
| | 5101B0 | RACE, STEERING BOTTOM CONE ... | 2.4 |
| 10 | 510100 | STEM OR SHAFT ASSY., STEERING | 2.2 |
| 11 | 5101B2 | THREAD, STEERING HEAD TOP | 2.0 |

| Ref. No. | Part No. | Description | Reqd. QTY ADV 150A M | Serial No. | Parts catalogue code |
|----------|---------------|------------------------------------|-------------------------------|------------|----------------------|
| 1 | 50301-KRS-830 | RACE, STEERING TOP BALL | 1 | | |
| 2 | 50302-KRS-830 | RACE, STEERING BOTTOM BALL ... | 1 | | |
| 3 | 50306-GN5-900 | NUT, STEERING STEM LOCK | 1 | | |
| 4 | 53210-K93-T01 | BALL ASSY., STEERING(SKF).... | 1 | | |
| 5 | 53211-KRS-830 | RACE, STEERING TOP CONE | 1 | | |
| 6 | 53212-KRS-830 | RACE, STEERING BOTTOM CONE ... | 1 | | |
| 7 | 53214-GN5-900 | DUST SEAL, STEERING HEAD | 1 | | |
| 8 | 53215-GN5-900 | WASHER, STEERING HEAD DUST SEAL | 1 | | |
| 9 | 53215-K93-T01 | BALL ASSY., STEERING(SKF).... | 1 | | |
| 10 | 53219-K0W-M10 | STEM SUB ASSY., STEERING | 1 | | |
| 11 | 53220-GN5-850 | THREAD COMP., STEERING HEAD TOP | 1 | | |
| 12 | 90101-K97-T00 | BOLT, FLANGE, 10X40 | 4 | | |

3

F-11

FRONT FENDER



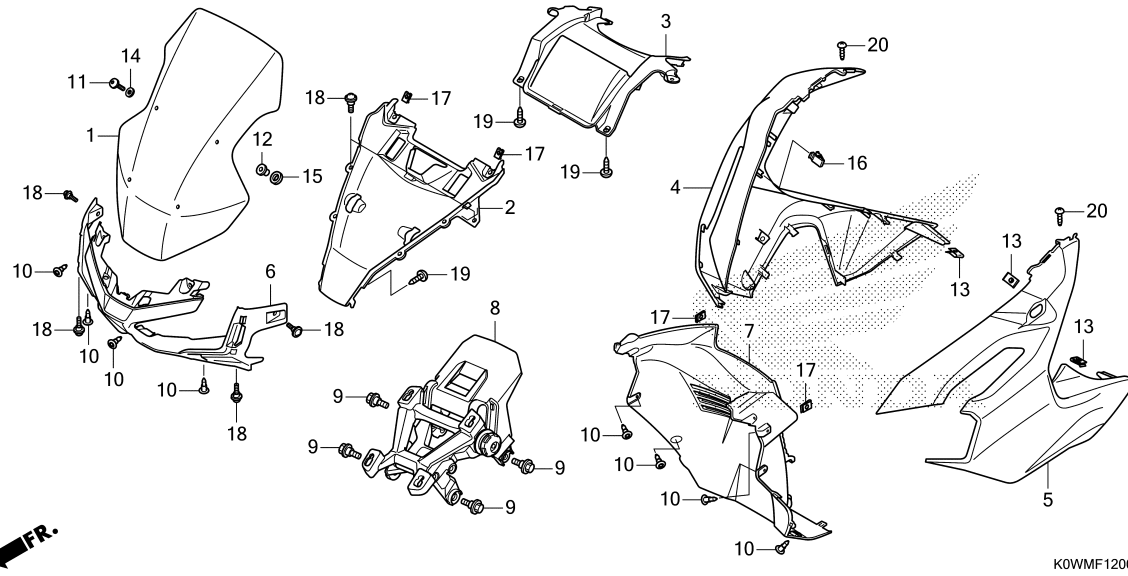
| Ref. No. | L.O.N. | (Relative ref. Number) Description | F.R.T. |
|----------|--------|---------------------------------------|--------|
| 2 | 4131B7 | FENDER, FRONT | 0.3 |

| Ref. No. | Part No. | Description | Reqd. QTY | | Serial No. | Parts catalogue code |
|----------|-----------------|--------------------------------|-----------|---|------------|----------------------|
| | | | ADV | M | | |
| 1 | 33741-KTG-U01 | REFLECTOR, FR. REFLEX(AMBER) · | 2 | | | |
| 2 | 61000-K0W-M10ZA | FENDER SET, FR.(WL) | | | | |
| | 61000-K0W-M10ZB | *TYPE2*..... | 1 | | ----- 2MA | |
| | 61000-K0W-M10ZB | *TYPE1*..... | 1 | | ----- MA | |
| 3 | 61104-K0W-J00 | STAY, R. FR. REFLECTOR | 1 | | | |
| 4 | 61105-K0W-J00 | STAY, L. FR. REFLECTOR | 1 | | | |
| 5 | 61112-K0B-T00 | COLLAR, FR. FENDER | 2 | | | |
| 6 | 61112-K97-T00 | COLLAR, FR. FENDER | 4 | | | |
| 7 | 90101-KVY-900 | BOLT, SETTING, 6X16 | 2 | | | |
| 8 | 90130-K0W-N00 | SCREW, PAN, 6X14 | 4 | | | |
| 9 | 90301-KGH-901 | NUT, U, 6MM(FUJI SEIMITSU)... | 2 | | | |
| 10 | 95701-06012-07 | BOLT, FLANGE, 6X12 | 2 | | | |

3

F-12

FRONT COVER



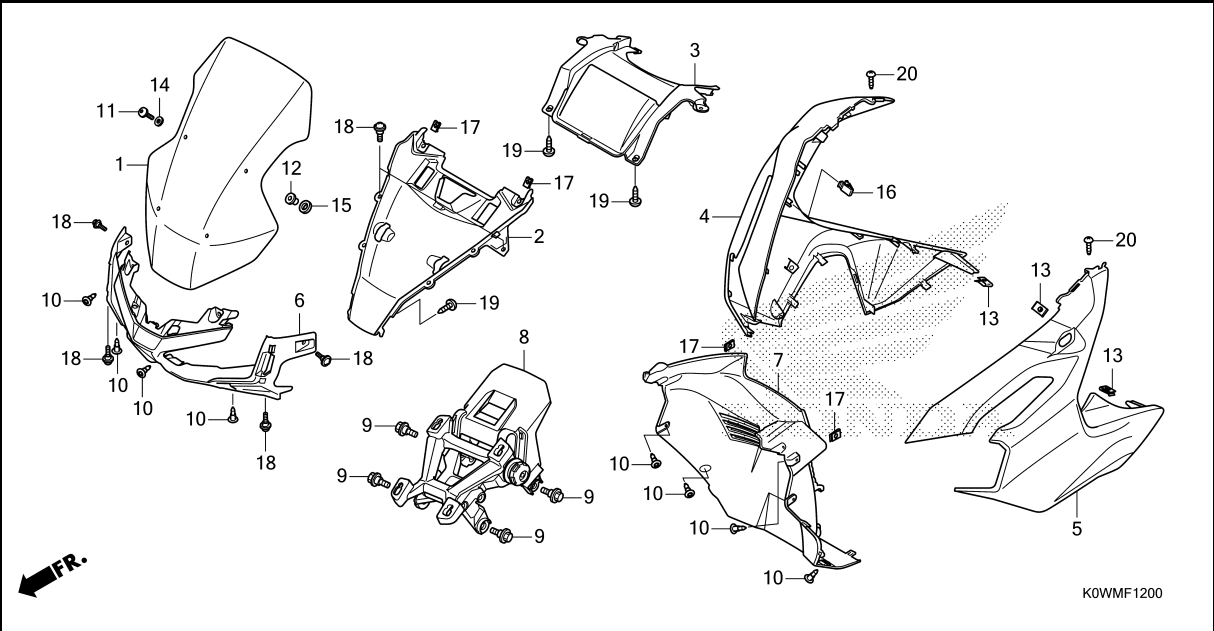
| Ref. No. | L.O.N. | (Relative ref. Number) Description | F.R.T. |
|----------|--------|------------------------------------|--------|
| 1 | 411115 | WINDSCREEN SET | 0.1 |
| 2 | 4111B4 | COWL, UPPER | 0.9 |
| 3 | 8121E0 | COVER, PILOT INDICATOR BOX ... | 0.8 |
| 4 | 4111U8 | COVER, FRONT :RIGHT | 0.4 |
| 5 | 4111U7 | COVER, FRONT :LEFT | 0.4 |
| | 4111U9 | COVER, FRONT :BOTH | 0.5 |
| 6 | 413122 | COVER, FRONT CENTER | 0.9 |
| 7 | 413130 | COVER, FRONT LOWER | 0.2 |
| 8 | 411116 | ADJUSTER, WINDSCREEN | 0.7 |

| Ref. No. | Part No. | Description | Reqd. QTY | Serial No. | Parts catalogue code |
|----------|-----------------|--|------------------|------------|----------------------|
| | | | ADV 150A M | | |
| 1 | 64100-K0W-N20ZA | WINDSCREEN SET(WL) *TYPE1*..... | 1 | | |
| 2 | 64336-K0W-N00 | COVER, FR. UPPER | | | |
| | 64336-K0W-N00ZR | *NHB31M* | | | |
| | | MAT CHARCOAL GRAY METALLIC | 1 | ----- | 2MA |
| | 64336-K0W-N00ZP | *R331*.....VIVACITY RED | 1 | ----- | MA |
| 3 | 64337-K0W-N00ZB | COVER, INDICATOR *TBLACK*.....BLACK | 1 | | |
| 4 | 64501-K0W-N01 | COVER, R. FR. SIDE(WOL) | | | |
| | 64501-K0W-N01ZR | *NHB31M* | | | |
| | | MAT CHARCOAL GRAY METALLIC | 1 | ----- | 2MA |
| | 64400-K0W-M10ZA | COVER SET, R. FR. SIDE(WL) *TYPE1*..... | 1 | ----- | MA |
| 5 | 64502-K0W-N01 | COVER, L. FR. SIDE(WOL) | | | |
| | 64502-K0W-N01ZR | *NHB31M* | | | |
| | | MAT CHARCOAL GRAY METALLIC | 1 | ----- | 2MA |
| | 64500-K0W-M10ZA | COVER SET, L. FR. SIDE(WL) *TYPE1*..... | 1 | ----- | MA |
| 6 | 64503-K0W-N00 | COVER, FR. CENTER..... | 1 | | |
| 7 | 64521-K0W-N00 | COVER, FR. LOWER..... | 1 | | |
| 8 | 64700-K0W-N01 | LINK ASSY., SCREEN ADJUST... | 1 | | |
| 9 | 90001-MFE-670 | BOLT, SPECIAL, 6X16..... | 4 | | |
| 10 | 90116-SP0-003 | CLIP, BUMPER SEAL..... | 12 | | |
| 11 | 90118-MJP-G50 | SCREW, PAN, 5X20(SUS)..... | 4 | | |



F-12

FRONT COVER



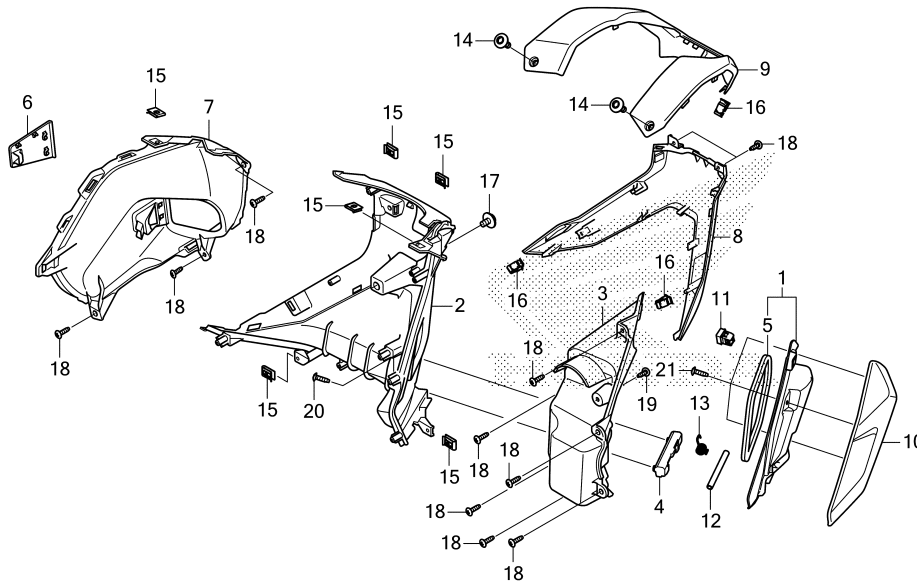
K0WMF1200

| Ref. No. | Part No. | Description | Reqd. QTY | | Serial No. | Parts catalogue code |
|----------|---------------|------------------------------|-----------|---|------------|----------------------|
| | | | ADV | M | | |
| 12 | 90156-GZ4-670 | NUT, WELL, 5MM | 4 | | | |
| 13 | 90302-KWW-A00 | NUT, SPRING, 4MM | 3 | | | |
| 14 | 90504-964-000 | WASHER, THRUST, 5MM | 4 | | | |
| 15 | 90507-ZV1-000 | WASHER, NYLON, 9MM | 4 | | | |
| 16 | 90666-K59-A11 | CLIP, SNAP FITTING(PO) | 1 | | | |
| 17 | 90677-KAN-T00 | NUT, CLIP, 5MM | 4 | | | |
| 18 | 91509-GE2-760 | SCREW, PAN, 5X11.5 | 6 | | | |
| 19 | 93903-34310 | SCREW, TAPPING, 4X12 | 3 | | | |
| 20 | 93903-34410 | SCREW, TAPPING, 4X16 | 2 | | | |



F-13

INNER COVER



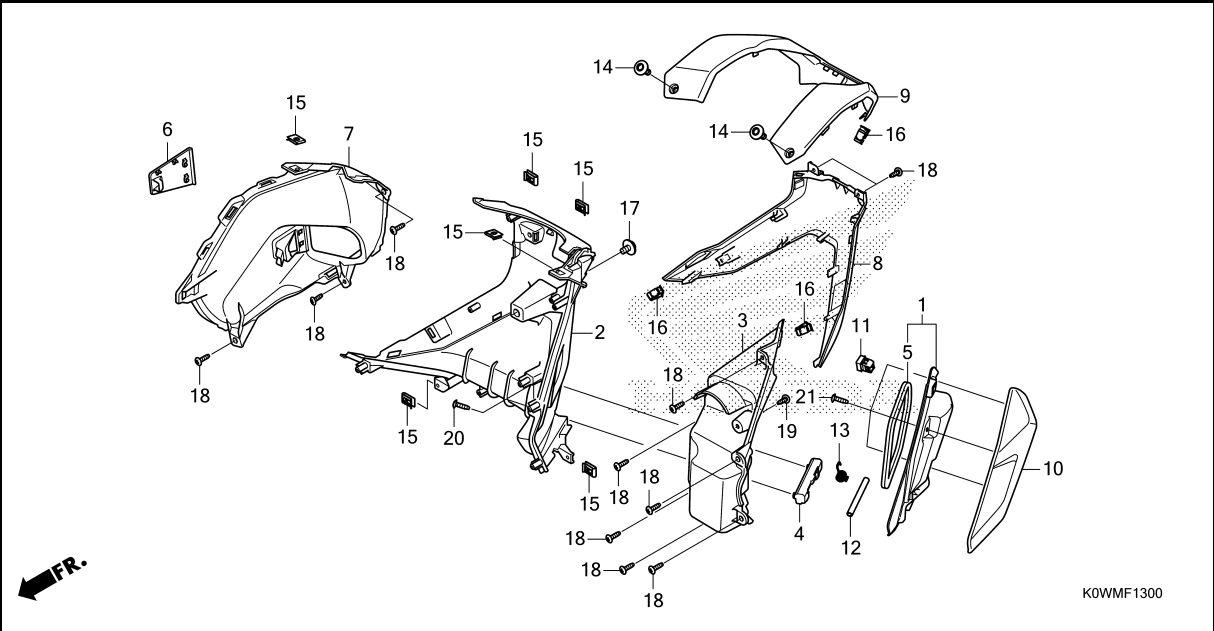
| Ref. No. | L.O.N. | (Relative ref. Number) Description | F.R.T. |
|----------|--------|------------------------------------|--------|
| 1 | 4101R5 | LID, INNER BOX | 1.1 |
| 2 | 411150 | PANEL, INNER | 1.0 |
| 3 | 4111C0 | POCKET, COWL :INNER | 1.0 |
| 7 | 4111BB | COVER, INNER OUTER :RIGHT | 0.9 |
| 8 | 4111H6 | PANEL, INNER :LOWER | 0.2 |
| 9 | 4111H5 | PANEL, INNER :UPPER | 0.1 |
| | 4111E6 | PANEL, INNER :BOTH | 0.2 |
| 10 | 4111F2 | COVER, POCKET :LEFT | 0.1 |

| Ref. No. | Part No. | Description | Reqd. QTY | Serial No. | Parts catalogue code |
|----------|-----------------|---|------------------|------------|----------------------|
| | | | ADV 150A M | | |
| 1 | 81130-K0W-N00ZB | LID ASSY., POCKET *TBLACK*.....BLACK | 1 | | |
| 2 | 81131-K0W-N00ZB | COVER, INNER *TBLACK*.....BLACK | 1 | | |
| 3 | 81132-K0W-N00 | POCKET, INNER | 1 | | |
| 4 | 81133-K0W-N00 | COVER, HINGE | 1 | | |
| 5 | 81136-K0W-N00 | SEAL, INNER BOX | 1 | | |
| 6 | 81137-K0W-N00ZB | LID, SMART EMERGENCY *TBLACK*.....BLACK | 1 | | |
| 7 | 81138-K0W-N00ZB | OUTER, R. INNER COVER *TBLACK*.....BLACK | 1 | | |
| 8 | 81139-K0W-N00ZG | GARNISH, LOWER INNER COVER *NHA95M*SWORD SILVER METALLIC | 1 | ----- | 2MA |
| | 81139-K0W-N00ZF | *NHB31M* MAT CHARCOAL GRAY METALLIC | 1 | ----- | MA |
| 9 | 81140-K0W-N00ZG | GARNISH, UPPER INNER COVER *NHA95M*SWORD SILVER METALLIC | 1 | ----- | 2MA |
| | 81140-K0W-N00ZF | *NHB31M* MAT CHARCOAL GRAY METALLIC | 1 | ----- | MA |
| 10 | 81141-K0W-N00ZB | LID, INNER POCKET *TBLACK*.....BLACK | 1 | | |
| 11 | 81142-K01-901 | LATCH | 1 | | |
| 12 | 81144-K97-N00 | PIN, INNER POCKET | 1 | | |
| 13 | 81293-K97-T00 | SPRING, INNER POCKET | 1 | | |
| 14 | 90134-KPP-T00 | SCREW, PAN, 5X14 | 2 | | |
| 15 | 90302-KWW-A00 | NUT, SPRING, 4MM | 6 | | |



F-13

INNER COVER



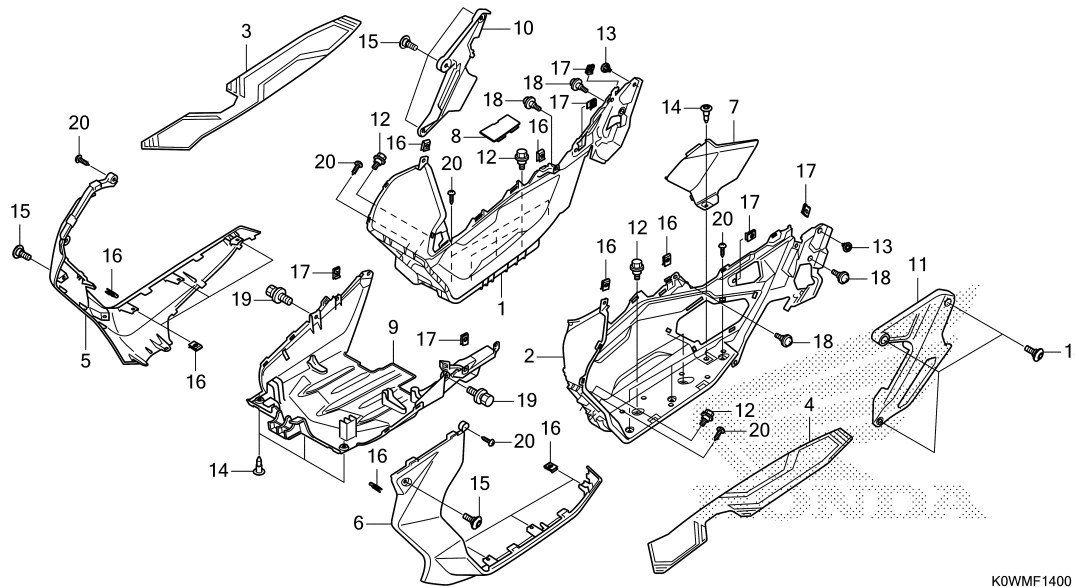
KOWMF1300

| Ref. No. | Part No. | Description | Reqd. QTY | | Serial No. | Parts catalogue code |
|----------|----------------|-----------------------------|-----------|-----------|------------|----------------------|
| | | | ADV | 150A M | | |
| 16 | 90666-K59-A11 | CLIP, SNAP FITTING(PO)..... | 3 | | | |
| 17 | 93404-06012-08 | BOLT-WASHER, 6X12..... | 1 | | | |
| 18 | 93903-24320 | SCREW, TAPPING, 4X12..... | 11 | | | |
| 19 | 93903-24380 | SCREW, TAPPING, 4X12..... | 1 | | | |
| 20 | 93903-25380 | SCREW, TAPPING, 5X16..... | 2 | | | |
| 21 | 93903-34380 | SCREW, TAPPING, 4X12..... | 3 | | | |



F-14

FLOOR STEP



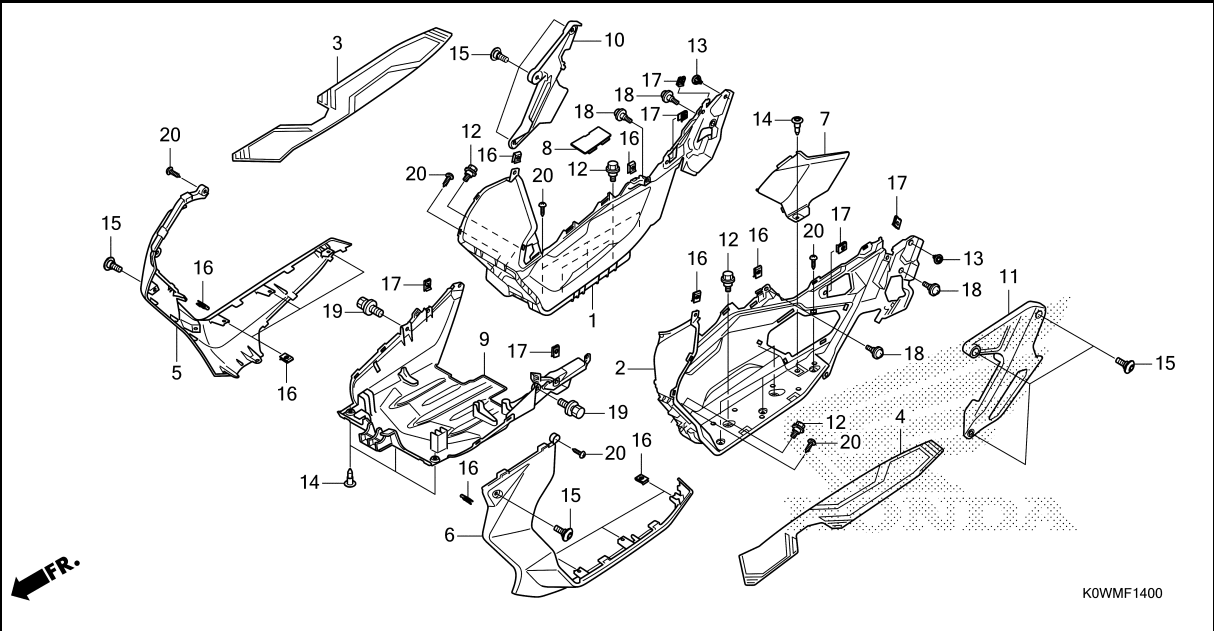
| Ref. No. | L.O.N. | (Relative ref. Number) Description | F.R.T. |
|----------|--------|------------------------------------|--------|
| 1 | 4131V3 | STEP, FLOOR :RIGHT | 0.7 |
| 2 | 4131V2 | STEP, FLOOR :LEFT | 0.7 |
| | 4131V4 | STEP, FLOOR :BOTH | 1.1 |
| 3 | 4151A1 | MAT, FLOOR :RIGHT | 0.1 |
| 4 | 4151A0 | MAT, FLOOR :LEFT | 0.1 |
| | 4151B7 | MAT, FLOOR :BOTH | 0.1 |
| 5 | 4111A6 | SKIRT, FLOOR :RIGHT | 0.5 |
| 6 | 4111A5 | SKIRT, FLOOR :LEFT | 0.5 |
| | 4111N5 | SKIRT, FLOOR :BOTH | 0.8 |
| 7 | 413185 | COVER, MAINTENANCE | 0.1 |
| 9 | 4131B4 | COVER, UNDER | 0.9 |
| 10 | 4111CT | COVER, SIDE :RIGHT LOWER | 0.1 |
| 11 | 4111CS | COVER, SIDE :LEFT LOWER | 0.1 |
| | 4111CU | COVER, SIDE :BOTH LOWER | 0.1 |

| Ref. No. | Part No. | Description | Reqd. QTY | Serial No. | Parts catalogue code |
|----------|-----------------|---|------------------|------------|----------------------|
| | | | ADV 150A M | | |
| 1 | 64311-K0W-N00ZB | STEP, R. FLOOR *TBLACK*.....BLACK | 1 | | |
| 2 | 64321-K0W-N00ZB | STEP, L. FLOOR *TBLACK*.....BLACK | 1 | | |
| 3 | 64325-K0W-N00 | MAT, R. FLOOR..... | 1 | | |
| 4 | 64326-K0W-N00 | MAT, L. FLOOR..... | 1 | | |
| 5 | 64431-K0W-N00ZE | COVER, R. FLOOR SIDE | 1 | ----- 2MA | |
| | 64431-K0W-N00ZF | *NHB31M* MAT CHARCOAL GRAY METALLIC | 1 | ----- MA | |
| 6 | 64432-K0W-N00ZE | COVER, L. FLOOR SIDE | 1 | ----- 2MA | |
| | 64432-K0W-N00ZF | *NHB31M* MAT CHARCOAL GRAY METALLIC | 1 | ----- MA | |
| 7 | 64434-K0W-N00ZB | LID, PLUG MAINTENANCE *TBLACK*.....BLACK | 1 | | |
| 8 | 64435-K35-V00ZD | LID, RESERVE TANK *TBLACK*.....BLACK | 1 | | |
| 9 | 64530-K0W-N00 | COVER, UNDER..... | 1 | | |
| 10 | 64560-K0W-N00ZD | COVER, R. BODY LOWER | 1 | | |
| 11 | 64565-K0W-N00ZD | COVER, L. BODY LOWER | 1 | | |
| 12 | 90111-162-000 | BOLT, FLANGE, 6MM..... | 6 | | |
| 13 | 90116-K0A-E11 | RIVET, PUSH, 6MM..... | 2 | | |
| 14 | 90116-SP0-003 | CLIP, BUMPER SEAL..... | 4 | | |
| 15 | 90134-KPP-T00 | SCREW, PAN, 5X14..... | 8 | | |



F-14

FLOOR STEP



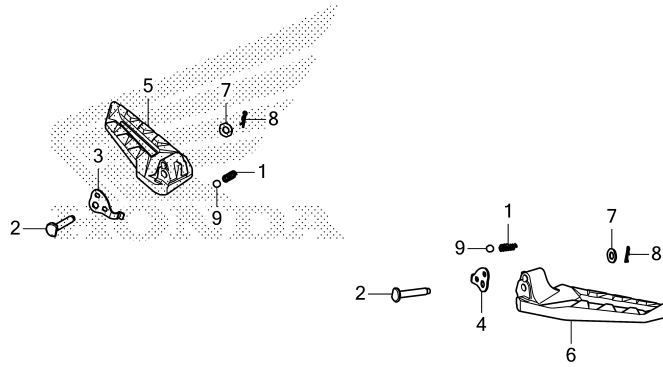
| Ref. No. | Part No. | Description | Reqd. QTY | | Serial No. | Parts catalogue code |
|----------|----------|-------------|-----------|------|------------|----------------------|
| | | | ADV | 150A | | |

| | | | | | | |
|----|----------------|---------------------------|----|--|--|--|
| 16 | 90302-KWW-A00 | NUT, SPRING, 4MM..... | 12 | | | |
| 17 | 90677-KAN-T00 | NUT, CLIP, 5MM..... | 6 | | | |
| 18 | 91509-GE2-760 | SCREW, PAN, 5X11.5..... | 4 | | | |
| 19 | 93404-06012-07 | BOLT-WASHER, 6X12..... | 2 | | | |
| 20 | 93903-34420 | SCREW, TAPPING, 4X16..... | 10 | | | |



F-14-10

PILLION STEP



FR.

K0WMF1410

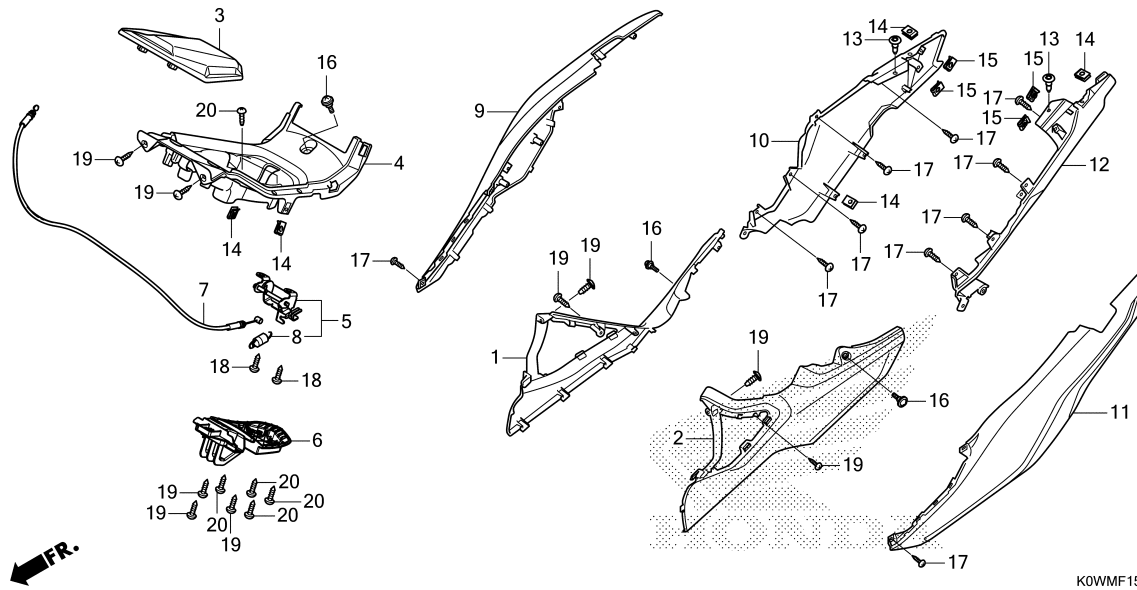
| Ref. No. | L.O.N. | (Relative ref. Number) Description | F.R.T. |
|----------|--------|------------------------------------|--------|
| 5 | 4101C8 | BAR, PILLION STEP :RIGHT | 0.7 |
| 6 | 4101C7 | BAR, PILLION STEP :LEFT | 0.7 |
| | 4101P4 | BAR, PILLION STEP :BOTH | 1.2 |

| Ref. No. | Part No. | Description | Reqd. QTY | | Serial No. | Parts catalogue code |
|----------|---------------|------------------------------|-----------|------|------------|----------------------|
| | | | ADV | 150A | | |
| 1 | 28333-300-000 | SPRING, KICK STARTER STOPPER | 2 | | | |
| 2 | 50638-K97-T00 | PIN, PILLION STEP ARM | 2 | | | |
| 3 | 50718-K0W-N00 | PLATE, R. PILLION STEP CLICK | 1 | | | |
| 4 | 50719-K0W-N00 | PLATE, L. PILLION STEP CLICK | 1 | | | |
| 5 | 50730-K0W-N00 | ARM, R. PILLION STEP | 1 | | | |
| 6 | 50740-K0W-N00 | ARM, L. PILLION STEP | 1 | | | |
| 7 | 94101-06000 | WASHER, PLAIN, 6MM | 2 | | | |
| 8 | 94251-05000 | PIN, LOCK, 5MM | 2 | | | |
| 9 | 96211-08000 | BALL, STEEL, #8(1/4) | 2 | | | |

3

F-15

BODY COVER

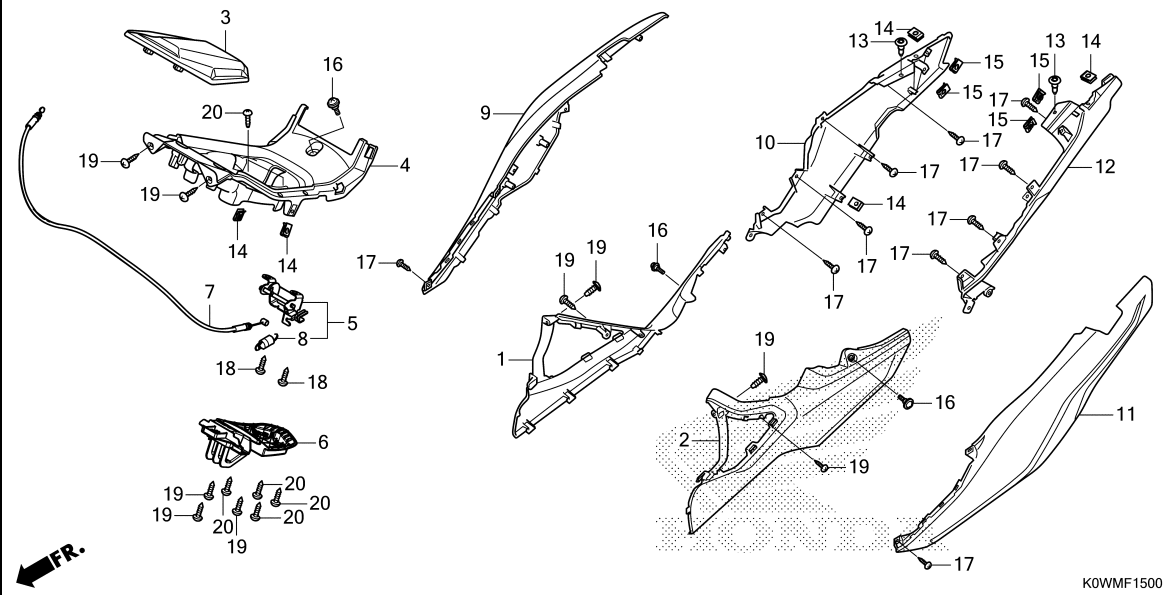


| Ref. No. | L.O.N. | (Relative ref. Number) Description | F.R.T. |
|----------|--------|------------------------------------|--------|
| 1 | 4131DZ | COVER, CENTER :RIGHT | 1.0 |
| 2 | 4131DY | COVER, CENTER :LEFT | 1.0 |
| | 4131EA | COVER, CENTER :BOTH | 1.0 |
| 3 | 3101B8 | LID, FUEL | 0.1 |
| 4 | 4131Z7 | COVER, CENTER | 1.2 |
| 5 | 3101B7 | LOCK, FUEL LID | 0.9 |
| 6 | 4131V0 | HINGE, FUEL LID | 1.0 |
| 7 | 8111B6 | CABLE, FUEL LID | 1.0 |
| 9 | 4131J0 | COVER, BODY :RIGHT | 1.2 |
| 10 | 4131J4 | COVER, BODY SIDE :RIGHT | 1.2 |
| 11 | 4131H9 | COVER, BODY :LEFT | 1.2 |
| | 4131J1 | COVER, BODY :BOTH | 1.3 |
| 12 | 4131J3 | COVER, BODY SIDE :LEFT | 1.2 |
| | 4131L6 | COVER, BODY SIDE :BOTH | 1.3 |

| Ref. No. | Part No. | Description | Reqd. QTY ADV 150A M | Serial No. | Parts catalogue code |
|----------|-----------------|--|-------------------------------|------------|----------------------|
| 1 | 64350-K0W-N00ZK | COVER, R. CENTER SIDE(WOL) *NHA95M*SWORD SILVER METALLIC | 1 | ----- 2MA | |
| | 64305-K0W-M10ZA | COVER SET, R. CENTER SIDE(WL) *TYPE1*..... | 1 | ----- MA | |
| 2 | 64360-K0W-N00ZK | COVER, L. CENTER SIDE(WOL) *NHA95M*SWORD SILVER METALLIC | 1 | ----- 2MA | |
| | 64306-K0W-M10ZA | COVER SET, L. CENTER SIDE(WL) *TYPE1*..... | 1 | ----- MA | |
| 3 | 64405-K0W-N00ZB | LID, FUEL *TBLACK*.....BLACK | 1 | | |
| 4 | 64410-K0W-N00ZB | COVER, CENTER *TBLACK*.....BLACK | 1 | | |
| 5 | 64440-K35-V00 | LOCK ASSY., FUEL LID..... | 1 | | |
| 6 | 64450-K0W-N01 | HINGE ASSY., FUEL LID..... | 1 | | |
| 7 | 64455-K97-N01 | CABLE COMP., FUEL LID..... | 1 | | |
| 8 | 77234-KRJ-900 | SPRING, SEAT LOCK..... | 1 | | |
| 9 | 83550-K0W-N00 | COVER SET, R. BODY(WL) *NHB31M* MAT CHARCOAL GRAY METALLIC | 1 | ----- 2MA | |
| | 83550-K0W-M10ZA | *TYPE1*..... | 1 | ----- MA | |
| 10 | 83600-K0W-N00ZB | COVER, R. BODY SIDE *TBLACK*.....BLACK | 1 | | |
| 11 | 83650-K0W-N00 | COVER SET, L. BODY(WL) *NHB31M* MAT CHARCOAL GRAY METALLIC | 1 | ----- 2MA | |

F-15

BODY COVER

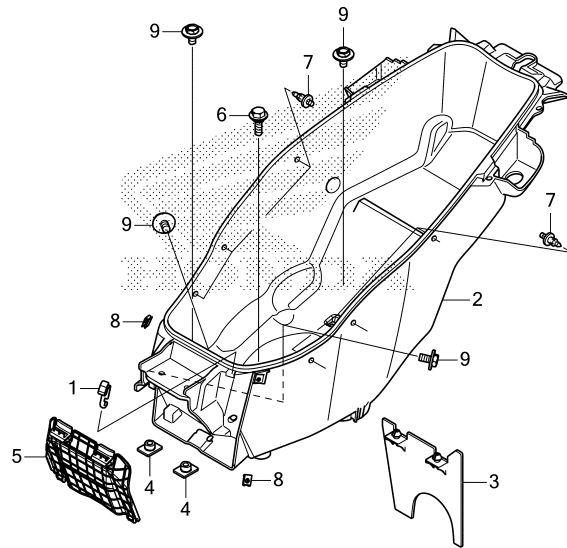


| Ref. No. | Part No. | Description | Reqd. QTY | | Serial No. | Parts catalogue code |
|----------|-----------------|---|-----------|---|------------|----------------------|
| | | | ADV | M | | |
| 11) | 83650-K0W-M10ZA | COVER SET, L. BODY(WL) *TYPE1*..... | 1 | | ----- MA | |
| 12 | 83700-K0W-N00ZB | COVER, L. BODY SIDE *TBLACK*.....BLACK | 1 | | | |
| 13 | 90116-K0A-E11 | RIVET, PUSH, 6MM..... | 2 | | | |
| 14 | 90302-KWW-A00 | NUT, SPRING, 4MM..... | 5 | | | |
| 15 | 90677-KAN-T00 | NUT, CLIP, 5MM..... | 4 | | | |
| 16 | 91509-GE2-760 | SCREW, PAN, 5X11.5..... | 3 | | | |
| 17 | 93903-24310 | SCREW, TAPPING, 4X12..... | 10 | | | |
| 18 | 93903-25220 | SCREW, TAPPING, 5X12..... | 2 | | | |
| 19 | 93903-34320 | SCREW, TAPPING, 4X12..... | 9 | | | |
| 20 | 93903-34380 | SCREW, TAPPING, 4X12..... | 6 | | | |



F-16

LUGGAGE BOX



K0WMF1600

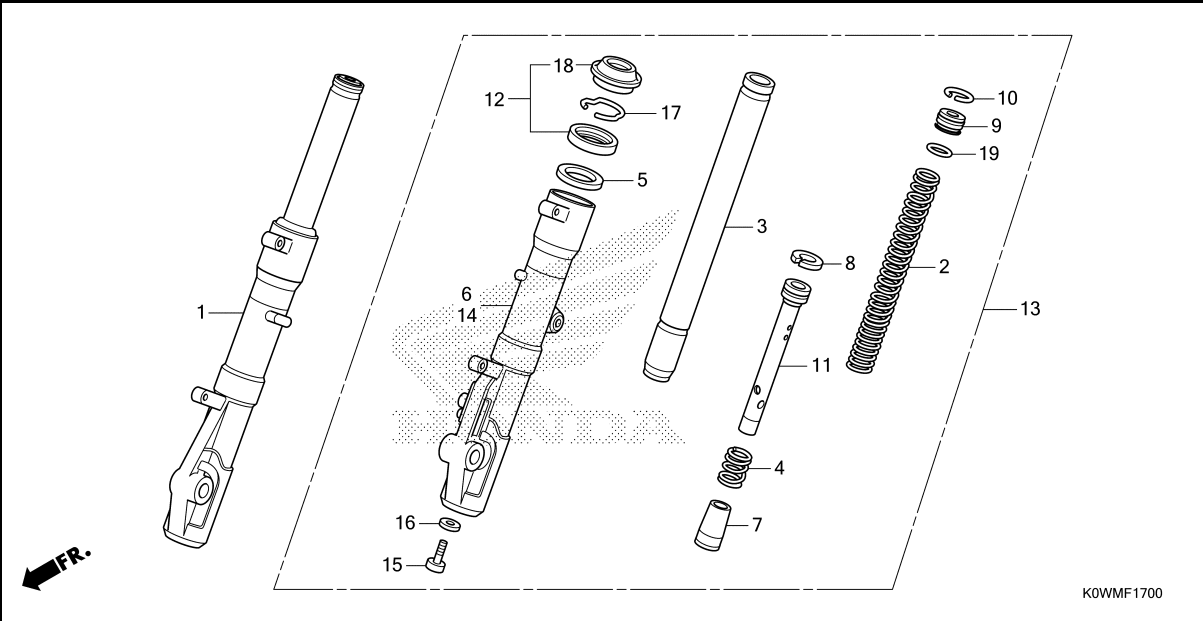
| Ref. No. | L.O.N. | (Relative ref. Number) Description | F.R.T. |
|----------|--------|---------------------------------------|--------|
| 2 | 412102 | BOX, LUGGAGE | 0.4 |
| 5 | 6101A1 | COVER, BATTERY | 0.1 |

| Ref. No. | Part No. | Description | Reqd. QTY | | Serial No. | Parts catalogue code |
|----------|----------------|-------------------------|-----------|-----------|------------|----------------------|
| | | | ADV | 150A M | | |
| 1 | 77106-K35-V00 | HOOK, HELMET | 1 | | | |
| 2 | 81250-K0W-N00 | BOX, LUGGAGE | 1 | | | |
| 3 | 81265-K0W-N00 | GUARD, RR. SPLASH | 1 | | | |
| 4 | 81321-K97-T00 | NUT, SPECIAL, 6X7 | 2 | | | |
| 5 | 81322-K97-T00 | COVER, BATTERY | 1 | | | |
| 6 | 90107-KTW-900 | BOLT, SPECIAL, M6 | 1 | | | |
| 7 | 90116-K0A-E11 | RIVET, PUSH, 6MM | 6 | | | |
| 8 | 90677-KAN-T00 | NUT, CLIP, 5MM | 2 | | | |
| 9 | 93404-06012-07 | BOLT-WASHER, 6X12 | 4 | | | |

3

F-17

FRONT FORK



K0WMF1700

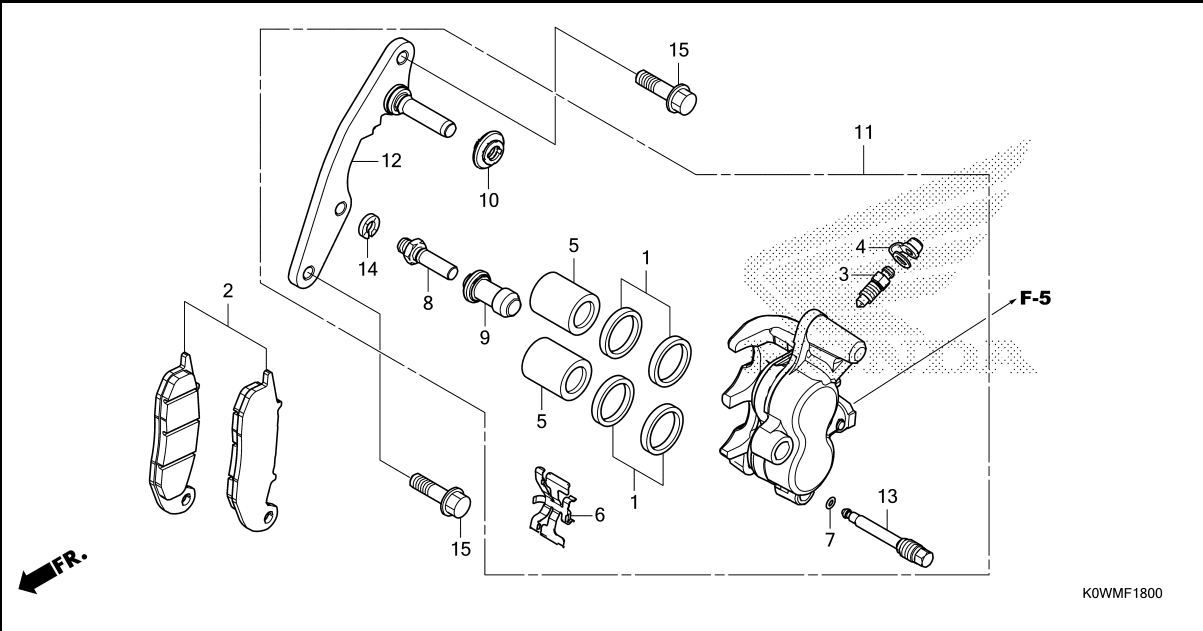
| Ref. No. | L.O.N. | (Relative ref. Number) Description | F.R.T. |
|----------|--------|---------------------------------------|--------|
| 1 | 5111C3 | FORK ASSY., FRONT :RIGHT | 0.4 |
| 2 | 5111C5 | SPRING, FRONT FORK :LEFT | 0.6 |
| | 5111C6 | SPRING, FRONT FORK :RIGHT | 0.6 |
| | 5111C7 | SPRING, FRONT FORK :BOTH | 0.9 |
| 3 | | (4,7,8,11) | |
| | 5111G2 | PIPE, FRONT FORK :LEFT | 0.7 |
| | 5111G3 | PIPE, FRONT FORK :RIGHT | 0.7 |
| | 5111G4 | PIPE, FRONT FORK :BOTH | 1.1 |
| 6 | 5111D2 | CASE, BOTTOM :RIGHT | 0.8 |
| 12 | 5111E7 | SEAL SET, FRONT FORK :LEFT | 0.8 |
| | 5111E8 | SEAL SET, FRONT FORK :RIGHT | 0.8 |
| | 5111E9 | SEAL SET, FRONT FORK :BOTH | 1.3 |
| 13 | 5111C2 | FORK ASSY., FRONT :LEFT | 0.4 |
| | 5111C4 | FORK ASSY., FRONT :BOTH | 0.5 |
| 14 | 5111D1 | CASE, BOTTOM :LEFT | 0.8 |
| | 5111D3 | CASE, BOTTOM :BOTH | 1.3 |

| Ref. No. | Part No. | Description | Reqd. QTY ADV 150A M | Serial No. | Parts catalogue code |
|----------|---------------|----------------------------------|-------------------------------|------------|----------------------|
| 1 | 51400-K0W-J01 | FORK ASSY., R. FR. | 1 | | |
| 2 | 51401-K0W-N01 | SPRING, FR. FORK | 2 | | |
| 3 | 51410-K97-T01 | PIPE COMP., FR. FORK | 2 | | |
| 4 | 51412-GC4-003 | SPRING, FR. CUSHION REBOUND .. | 2 | | |
| 5 | 51412-KK4-003 | RING, BACK UP(SHOWA) | 2 | | |
| 6 | 51420-K0W-J01 | CASE COMP., R. FR. BOTTOM | 1 | | |
| 7 | 51432-KM7-910 | PIECE, OIL LOCK | 2 | | |
| 8 | 51437-GS3-003 | RING, PISTON | 2 | | |
| 9 | 51454-KWN-711 | SEAT, SPRING UPPER | 2 | | |
| 10 | 51456-355-003 | RING, STOPPER(SHOWA) | 2 | | |
| 11 | 51470-K0W-N01 | PIPE, SEAT | 2 | | |
| 12 | 51490-KRM-852 | SEAL SET, FR. FORK(SHOWA) | 2 | | |
| 13 | 51500-K0W-J01 | FORK ASSY., L. FR. | 1 | | |
| 14 | 51520-K0W-J01 | CASE COMP., L. FR. BOTTOM | 1 | | |
| 15 | 90116-383-721 | BOLT, SOCKET, 8X27(SHOWA) | 2 | | |
| 16 | 90544-283-000 | WASHER, SPECIAL, 8MM(SHOWA) .. | 2 | | |
| 17 | 90601-354-000 | RING, OIL SEAL STOP(SHOWA) | 2 | | |
| 18 | 91254-GAA-003 | DUST SEAL(SHOWA) | 2 | | |
| 19 | 91356-GBB-003 | O-RING | 2 | | |



F-18

FRONT BRAKE CALIPER



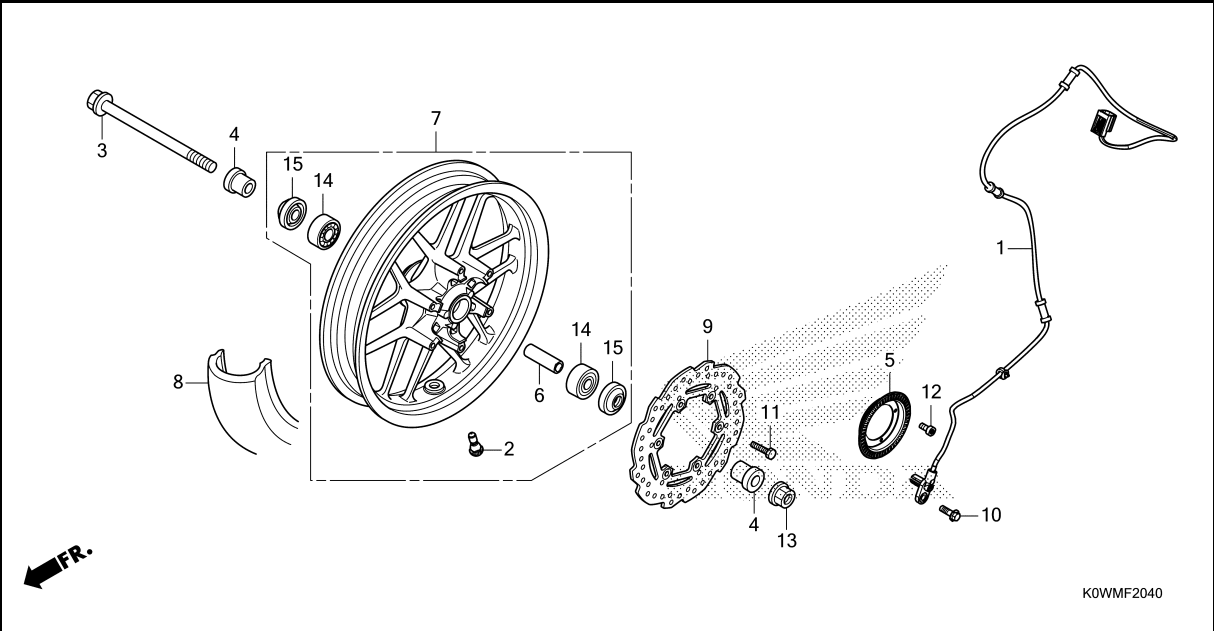
| Ref. No. | L.O.N. | (Relative ref. Number) Description | F.R.T. |
|----------|--------|---|--------|
| 2 | 711115 | SHOE(PAD) SET, BRAKE :FRONT .. (1) | 0.1 |
| 5 | 7111D1 | PISTON, FRONT BRAKE CALIPER .. .INCLUDES: Bleed brakes .NOTE: Same time for two units | 0.5 |
| 11 | 711130 | CALIPER, FRONT BRAKE | 0.4 |
| 12 | 7111G0 | BRACKET, FRONT CALIPER | 0.2 |



| Ref. No. | Part No. | Description | Reqd. QTY | | Serial No. | Parts catalogue code |
|----------|---------------|--------------------------------|-----------|---|------------|----------------------|
| | | | ADV | M | | |
| 1 | 06451-GE2-405 | SEAL SET, PISTON..... | 2 | | | |
| 2 | 06455-K84-902 | PAD SET, FR. BRAKE(NISSIN)... | 1 | | | |
| 3 | 43352-568-003 | SCREW, BLEEDER(NISSIN)..... | 1 | | | |
| 4 | 43353-461-771 | CAP, BLEEDER..... | 1 | | | |
| 5 | 45107-GE2-006 | PISTON..... | 2 | | | |
| 6 | 45108-KPH-951 | SPRING, PAD..... | 1 | | | |
| 7 | 45111-MAJ-G41 | RING, STOPPER..... | 1 | | | |
| 8 | 45131-GZ0-006 | BOLT, PIN..... | 1 | | | |
| 9 | 45132-166-016 | BOOT, PIN BUSH(NISSIN)..... | 1 | | | |
| 10 | 45133-MA3-006 | BOOT B..... | 1 | | | |
| 11 | 45150-K97-N11 | CALIPER SUB ASSY., L. FR..... | 1 | | | |
| 12 | 45190-K97-J11 | BRACKET SUB ASSY., FR. CALIPER | 1 | | | |
| 13 | 45215-KPH-951 | PIN, HANGER..... | 1 | | | |
| 14 | 45216-166-006 | WASHER, WAVE..... | 1 | | | |
| 15 | 90131-K97-T00 | BOLT, FLANGE, 8X28..... | 2 | | | |

F-20-40

FRONT WHEEL



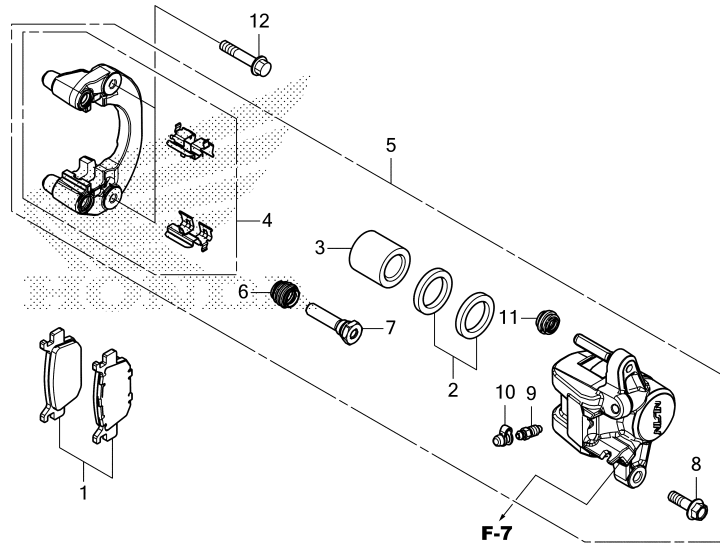
| Ref. No. | L.O.N. | (Relative ref. Number) Description | F.R.T. |
|----------|---------|---------------------------------------|--------|
| 1 | 617196 | SENSOR, WHEEL SPEED :FRONT ... | 1.1 |
| 3 | | (15) | |
| | 710151 | AXLE, FRONT WHEEL | 0.2 |
| 5 | 7101B0 | RING, PULSER :FRONT | 0.3 |
| 7 | 7101D4 | FRONT WHEEL | 0.6 |
| 8 | 710139 | FRONT TIRE(ONE) | 0.5 |
| 9 | 711120 | DISC, FRONT BRAKE | 0.3 |
| 14 | 710115 | BEARING, FRONT WHEEL(ONE) | 0.4 |
| | 710115G | .Replace 1 bearing add | 0.1 |

| Ref. No. | Part No. | Description | Reqd. QTY | | Serial No. | Parts catalogue code |
|----------|-----------------|--|-----------|---|------------|----------------------|
| | | | ADV | M | | |
| 1 | 38520-K0W-N11 | SENSOR, FR. WHEEL SPEED | 1 | | | |
| 2 | 42753-KWF-901 | VALVE, RIM(TRITON) | 1 | | | |
| 3 | 44301-K0W-N00 | AXLE, FR. WHEEL | 1 | | | |
| 4 | 44311-KWN-900 | COLLAR, FR. WHEEL SIDE | 2 | | | |
| 5 | 44515-K26-C10 | RING, FR. PULSER | 1 | | | |
| 6 | 44620-K0W-N00 | COLLAR, FR. AXLE DISTANCE | 1 | | | |
| 7 | 44650-K0W-M10ZA | WHEEL SUB ASSY., FR. *NH303M* | 1 | | | |
| 8 | 44711-K0W-N01 | MAT AXIS GRAY METALLIC TIRE, FR.(SRI) (110/80-14M/C 53P) | 1 | | | |
| 9 | 45351-K0W-N01 | DISK, FR. BRAKE | 1 | | | |
| 10 | 90105-K77-V10 | BOLT, FLANGE, 6X18 | 1 | | | |
| 11 | 90105-KZZ-900 | BOLT, DISK, 6X17 | 6 | | | |
| 12 | 90131-K64-N10 | BOLT, TORX, 5X10 | 3 | | | |
| | 90131-KPB-751 | | 3 | | | |
| 13 | 90306-KGH-901 | NUT, U, 12MM(FUJI SEIMITSU) .. | 1 | | | |
| 14 | 91052-K24-901 | BEARING, RADIAL BALL(6201U L) (NSK) | 2 | | | |
| | 91052-K24-902 | BEARING, RADIAL BALL(6201U L) (NTN) | 2 | | | |
| | 91052-K24-903 | BEARING, RADIAL BALL(6201U L) (FUJIKOSHI) | 2 | | | |
| | 91052-K24-904 | BEARING, RADIAL BALL(6201U L) (FAG) | 2 | | | |
| 15 | 91251-KZR-601 | DUST SEAL, 21X32X5(ARAI) | 2 | | | |



F-21

REAR BRAKE CALIPER



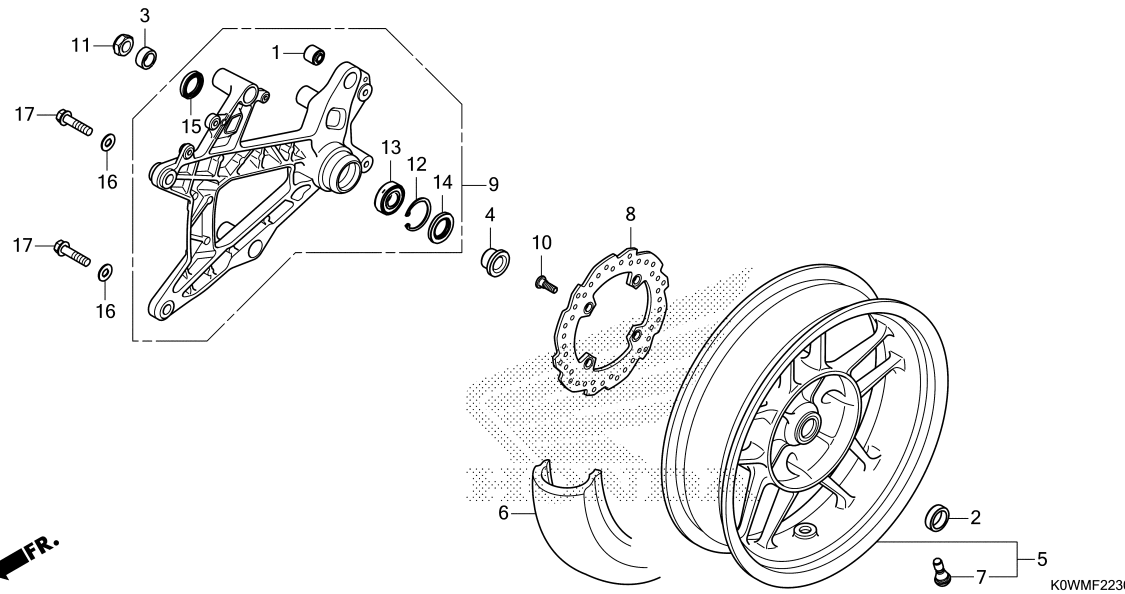
K0WMF2100

| Ref. No. | L.O.N. | (Relative ref. Number) Description | F.R.T. |
|----------|--------|---------------------------------------|--------|
| 1 | 711140 | SHOE(PAD) SET, BRAKE :REAR ... | 0.1 |
| 3 | | (2) | |
| | 7111D5 | PISTON, REAR BRAKE CALIPER ... | 0.4 |
| | | .INCLUDES: Bleed brakes | |
| 4 | 7111C1 | BRACKET, REAR CALIPER | 0.1 |
| 5 | 711155 | CALIPER, REAR BRAKE | 0.3 |
| | | .INCLUDES: Bleed brakes | |

| Ref. No. | Part No. | Description | Reqd. QTY | | Serial No. | Parts catalogue code |
|----------|---------------|------------------------------|-----------|------|------------|----------------------|
| | | | ADV | 150A | | |
| 1 | 06435-K97-N01 | PAD SET, RR. BRAKE | 1 | | | |
| 2 | 06451-MA7-405 | SEAL SET, PISTON | 1 | | | |
| 3 | 43107-K40-F11 | PISTON | 1 | | | |
| 4 | 43110-KSV-J01 | BRACKET COMP., RR. | 1 | | | |
| 5 | 43150-K0W-N01 | CALIPER SUB ASSY., RR. | 1 | | | |
| 6 | 43234-S04-003 | COVER, DUST | 1 | | | |
| 7 | 43235-HP1-006 | PIN B | 1 | | | |
| 8 | 43240-KSV-J01 | BOLT, FLANGE, 8X26 | 1 | | | |
| 9 | 43352-568-003 | SCREW, BLEEDER(NISSIN) | 1 | | | |
| 10 | 43353-461-771 | CAP, BLEEDER | 1 | | | |
| 11 | 45133-MA3-006 | BOOT B | 1 | | | |
| 12 | 90132-K0W-T00 | BOLT, FLANGE, 8X40 | 2 | | | |

F-22-30

REAR WHEEL/SWINGARM



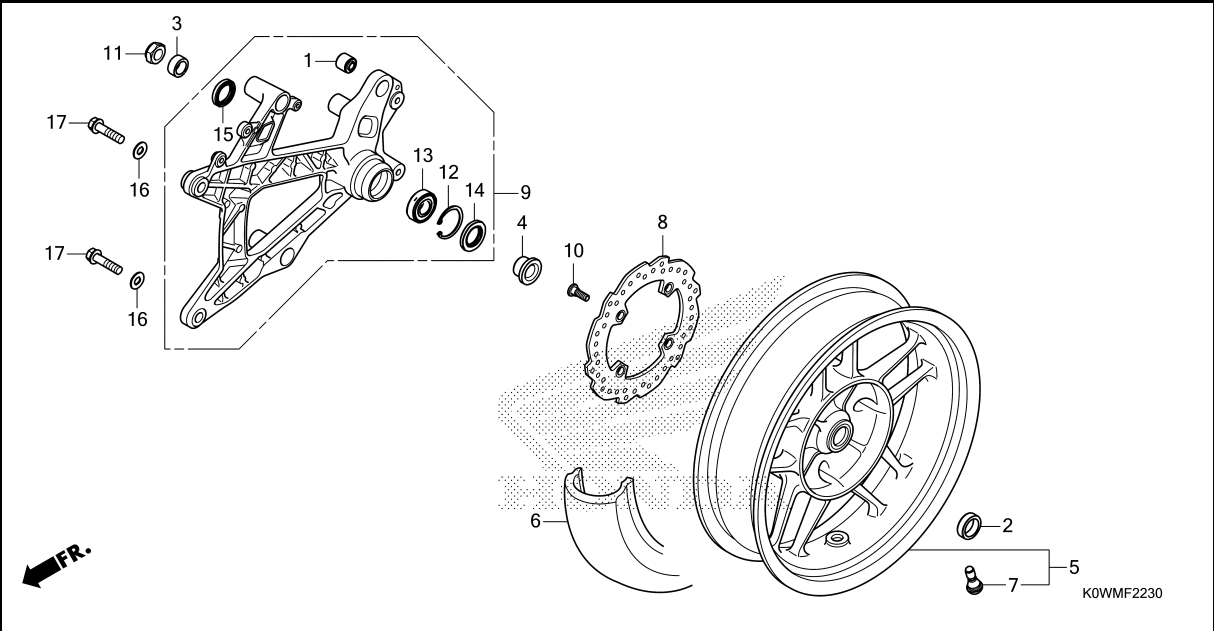
| Ref. No. | L.O.N. | (Relative ref. Number) Description | F.R.T. |
|----------|--------|------------------------------------|--------|
| 5 | 710118 | REAR WHEEL | 0.8 |
| 6 | 710142 | REAR TIRE(ONE) | 0.7 |
| 8 | 711145 | DISC, REAR BRAKE | 0.5 |
| 9 | 5121B0 | SWINGARM ASSEMBLY | 0.4 |
| 13 | 710133 | BEARING, REAR WHEEL(ONE) | 0.6 |

| Ref. No. | Part No. | Description | Reqd. QTY | | Serial No. | Parts catalogue code |
|----------|-----------------|--|-----------|---|------------|----------------------|
| | | | ADV | M | | |
| 1 | 11203-K35-J00 | BUSH, RR. CUSHION UNDER RUBBER | 1 | | | |
| | 11203-KVB-901 | BUSH, RR. CUSHION UNDER RUBBER (HOKUSHIN) | 1 | | | |
| 2 | 42311-KSV-J00 | COLLAR, RR. WHEEL SIDE | 1 | | | |
| 3 | 42312-K0W-N00 | COLLAR B, RR. WHEEL SIDE | 1 | | | |
| 4 | 42313-K0W-N00 | COLLAR, RR. AXLE | 1 | | | |
| 5 | 42650-K0W-M10ZA | WHEEL SUB ASSY., RR. *NH303M* | 1 | | | |
| | | MAT AXIS GRAY METALLIC | 1 | | | |
| 6 | 42711-K0W-N01 | TIRE, RR.(SRI) (130/70-13M/C 57P) | 1 | | | |
| 7 | 42753-KWF-901 | VALVE, RIM(TRITON) | 1 | | | |
| 8 | 43251-K0W-N01 | DISK, RR. BRAKE | 1 | | | |
| 9 | 52100-K0W-N00 | SWINGARM ASSY. | 1 | | | |
| 10 | 90105-KGH-900 | BOLT, BRAKE DISK, 8X24 | 4 | | | |
| 11 | 90305-KVB-901 | NUT, U, 16MM | 1 | | | |
| 12 | 90651-KZR-601 | CIRCLIP, INTERNAL, 40MM | 1 | | | |
| | 94520-40000 | | 1 | | | |
| 13 | 91051-K35-V01 | BEARING, RADIAL BALL, 6203UU L (NSK) | 1 | | | |
| | 91051-K35-V02 | BEARING, RADIAL BALL, 6203UU L (NTN) | 1 | | | |
| | 91051-K35-V03 | BEARING, RADIAL BALL, 6203UU L (FUJIKOSHI) | 1 | | | |
| | 91051-K35-V04 | BEARING, RADIAL BALL, 6203UU (FAG) | 1 | | | |
| 14 | 91252-K35-V01 | DUST SEAL, 25X40X5 | 1 | | | |



F-22-30

REAR WHEEL/SWINGARM



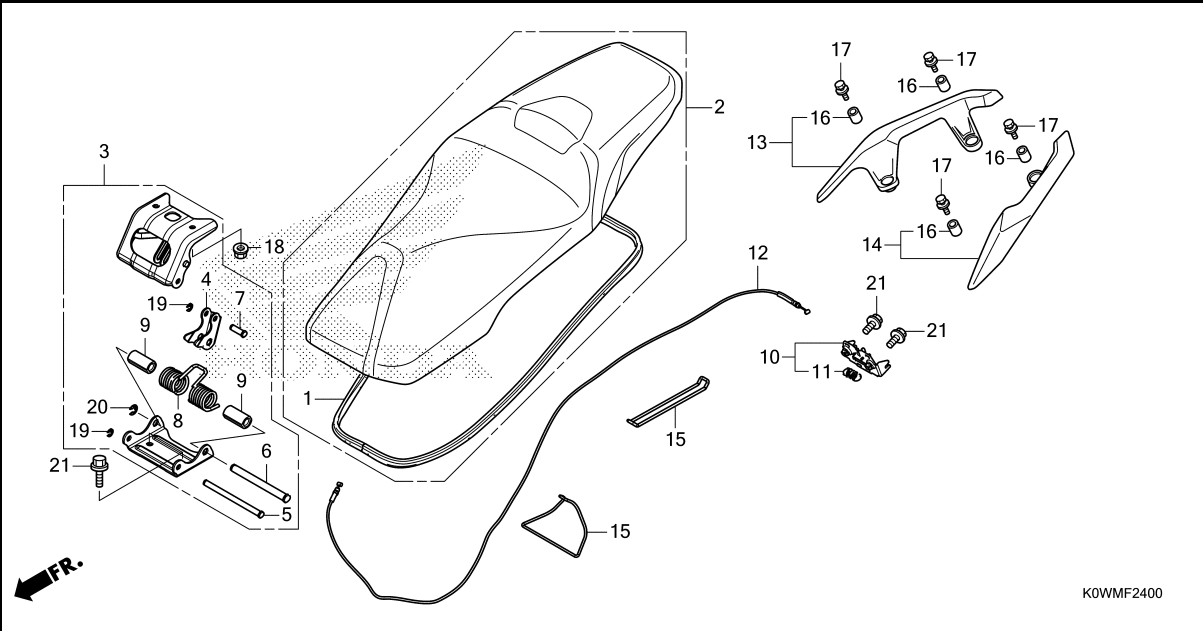
| Ref. No. | Part No. | Description | Reqd. QTY | | Serial No. | Parts catalogue code |
|----------|----------|-------------|-----------|------|------------|----------------------|
| | | | ADV | 150A | | |

| | | | | | | |
|----|----------------|---------------------------|---|--|--|--|
| 15 | 91253-K35-V01 | DUST SEAL, 25X35X6 | 1 | | | |
| 16 | 94101-10000 | WASHER, PLAIN, 10MM | 2 | | | |
| 17 | 95701-10040-00 | BOLT, FLANGE, 10X40 | 2 | | | |



F-24

SEAT



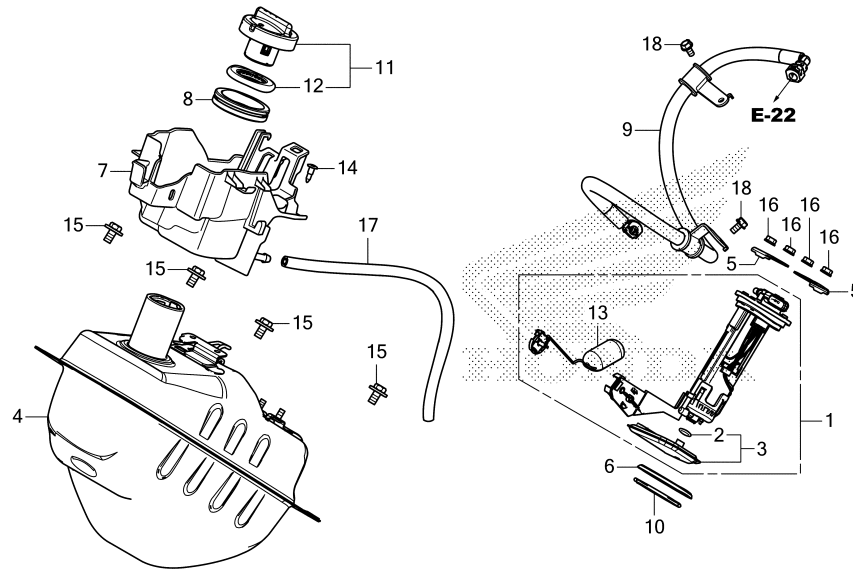
| Ref. No. | L.O.N. | (Relative ref. Number) Description | F.R.T. |
|----------|--------|---------------------------------------|--------|
| 2 | 4131E4 | SEAT :DOUBLE | 0.1 |
| 3 | 4131P0 | HINGE, SEAT | 0.2 |
| 10 | 4131E8 | CATCH, SEAT :REAR SIDE | 1.2 |
| 12 | 811175 | CABLE, SEAT LOCK | 1.4 |
| 13 | 4131F4 | RAIL, GRAB :RIGHT | 0.1 |
| 14 | 4131F3 | RAIL, GRAB :LEFT | 0.1 |
| | 4131F5 | RAIL, GRAB :BOTH | 0.1 |

| Ref. No. | Part No. | Description | Reqd. QTY | | Serial No. | Parts catalogue code |
|----------|-----------------|------------------------------|-----------|---|------------|----------------------|
| | | | ADV | M | | |
| 1 | 77115-K0W-N00 | RUBBER, SEAL | 1 | | | |
| 2 | 77200-K0W-N00ZB | SEAT COMP., DOUBLE | | | | |
| | | *TYPE1* | 1 | | ----- 2MA | |
| | 77200-K0W-N00ZA | *TYPE2* | 1 | | ----- MA | |
| 3 | 77210-K97-T00 | HINGE ASSY., SEAT | 1 | | | |
| 4 | 77213-K97-T00 | LINK, SEAT HINGE(A) | 1 | | | |
| 5 | 77215-K97-T00 | PIN, SEAT HINGE(A) | 1 | | | |
| 6 | 77216-K97-T00 | PIN, SEAT HINGE(B) | 1 | | | |
| 7 | 77217-K97-T00 | PIN, SEAT HINGE(C) | 1 | | | |
| 8 | 77218-K97-T00 | SPRING, SEAT HINGE | 1 | | | |
| 9 | 77219-K97-T00 | COLLAR, SEAT HINGE | 2 | | | |
| 10 | 77230-K35-V00 | CATCH COMP., SEAT | 1 | | | |
| 11 | 77234-K35-V00 | SPRING, SEAT LOCK | 1 | | | |
| 12 | 77240-K0W-N01 | CABLE COMP., SEAT LOCK | 1 | | | |
| 13 | 77330-K0W-N00ZA | GRIP, R. RR. | | | | |
| | | *NH436M* | | | | |
| | | MAT GUNPOWDER BLACK METALLIC | 1 | | | |
| 14 | 77340-K0W-N00ZA | GRIP, L. RR. | | | | |
| | | *NH436M* | | | | |
| | | MAT GUNPOWDER BLACK METALLIC | 1 | | | |
| 15 | 80123-GN5-900 | BAND, TOOL | 2 | | | |
| 16 | 81202-KWF-900 | COLLAR, CARRIER | 4 | | | |
| 17 | 93406-08025-07 | BOLT-WASHER, 8X25 | 4 | | | |
| 18 | 94050-06080 | NUT, FLANGE, 6MM | 2 | | | |
| 19 | 94540-04017 | E-RING, 4MM | 2 | | | |
| 20 | 94540-06017 | E-RING, 6MM | 1 | | | |
| 21 | 95701-06012-08 | BOLT, FLANGE, 6X12 | 4 | | | |



F-26

FUEL TANK



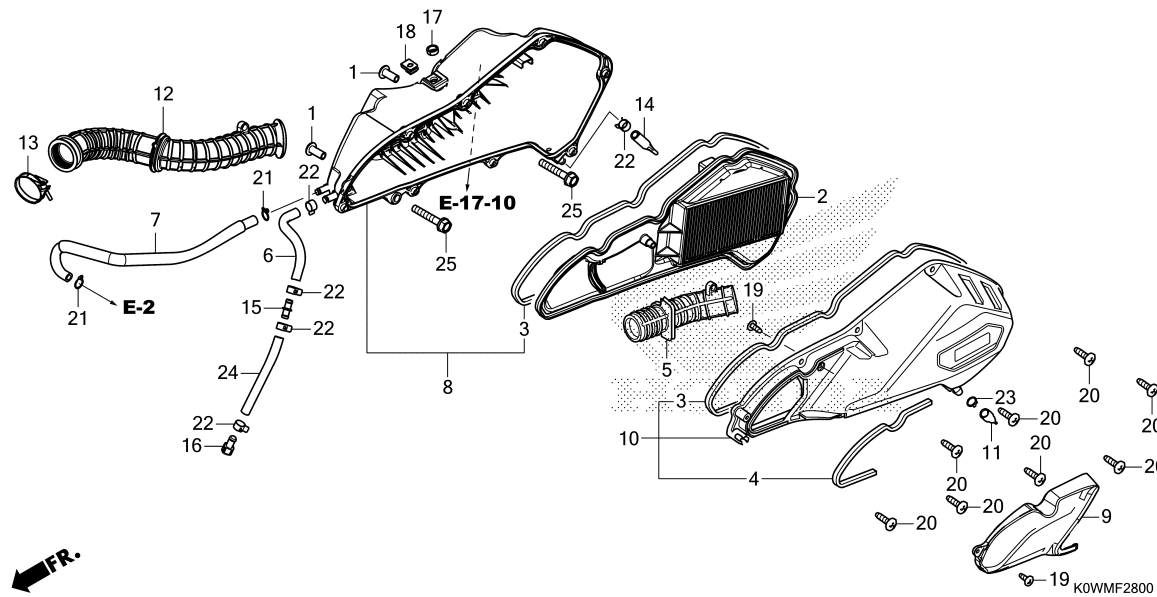
K0WMF2600

| Ref. No. | L.O.N. | (Relative ref. Number) Description | F.R.T. |
|----------|--------|---------------------------------------|--------|
| 1 | | (6,10) | |
| 1 | 3101A0 | PUMP, FUEL | 2.4 |
| 3 | | (2) | |
| 3 | 3101C7 | FILTER, FUEL | 2.5 |
| 4 | 310100 | TANK, FUEL | 2.3 |
| 7 | 3101A7 | TRAY, FUEL TANK | 1.8 |
| 9 | 310162 | HOSE, FUEL FEED | 1.8 |
| 13 | 617105 | FUEL TANK SENDING UNIT | 2.5 |

| Ref. No. | Part No. | Description | Reqd. QTY | | Serial No. | Parts catalogue code |
|----------|----------------|--|-------------|---|------------|----------------------|
| | | | ADV 150A | M | | |
| 1 | 16700-K97-T01 | PUMP UNIT, FUEL | 1 | | | |
| 2 | 16706-GGL-J01 | O-RING, 6.8X1.9 | 1 | | | |
| 3 | 16707-K12-901 | FILTER SET | 1 | | | |
| 4 | 17510-K97-N00 | TANK COMP., FUEL | 1 | | | |
| 5 | 17517-GGL-J00 | RETAINER, FUEL PUMP | 2 | | | |
| 6 | 17518-GHB-602 | SEAL, DUST (PT. CATURINDO AGUNG JAYA RUB) | 1 | | | |
| 7 | 17525-K0W-N00 | TRAY, FUEL | 1 | | | |
| 8 | 17527-K35-V00 | RUBBER, FUEL SEAL | 1 | | | |
| 9 | 17570-K97-T01 | HOSE COMP., FUEL FEED | 1 | | | |
| 10 | 17572-GHB-601 | O-RING, FUEL PUMP(ARAI) | 1 | | | |
| 11 | 17620-K0W-N01 | CAP COMP., FUEL FILLER | 1 | | | |
| 12 | 17632-383-832 | PACKING, FUEL FILLER CAP | 1 | | | |
| 13 | 37800-K97-T01 | FUEL UNIT | 1 | | | |
| 14 | 90116-SP0-003 | CLIP, BUMPER SEAL | 1 | | | |
| 15 | 93404-08016-08 | BOLT-WASHER, 8X16 | 4 | | | |
| 16 | 94050-06000 | NUT, FLANGE, 6MM | 4 | | | |
| 17 | 95003-23042-31 | TUBE, VINYL, 8X12X420 (95003-23001-60M) | 1 | | | |
| 18 | 95701-06012-00 | BOLT, FLANGE, 6X12 | 2 | | | |

F-28

AIR CLEANER



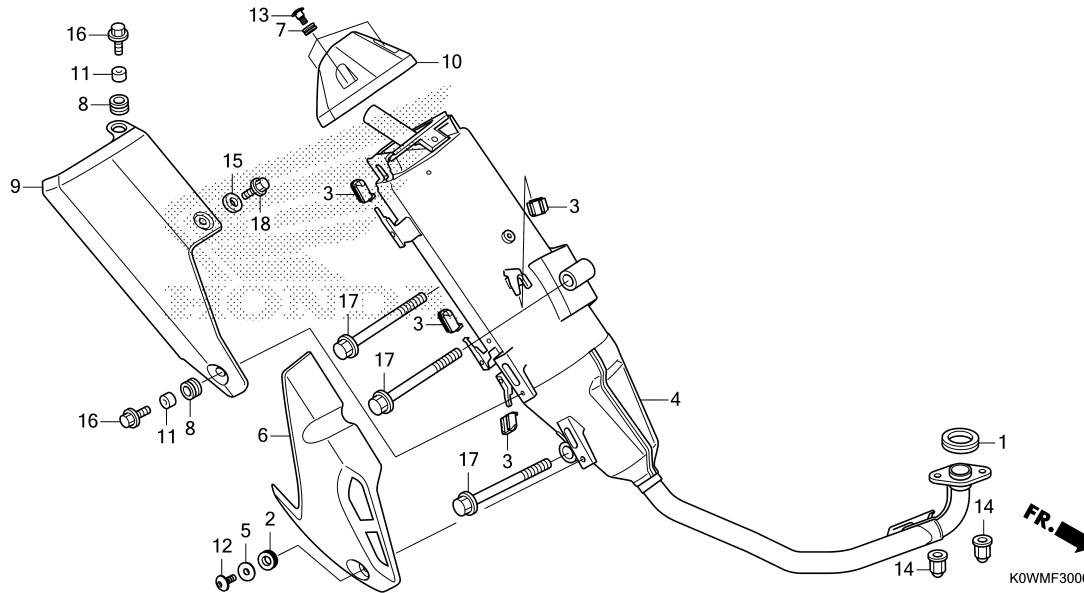
| Ref. No. | L.O.N. | (Relative ref. Number) Description | F.R.T. |
|----------|--------|---------------------------------------|--------|
| 2 | | (3,5) | |
| | 312105 | ELEMENT, AIR CLEANER | 0.1 |
| 8 | 3121A5 | CASE, AIR CLEANER | 0.6 |
| 10 | | (4,9) | |
| | 312102 | COVER, AIR CLEANER CASE | 0.1 |
| 12 | 3121B6 | TUBE, AIR CLEANER CONNECTING . | 0.6 |

| Ref. No. | Part No. | Description | Reqd. QTY | | Serial No. | Parts catalogue code |
|----------|----------------|---|-------------|---|------------|----------------------|
| | | | ADV 150A | M | | |
| 1 | 17208-GFM-970 | COLLAR, AIR CLEANER SETTING .. | 2 | | | |
| 2 | 17210-K97-N00 | ELEMENT COMP., AIR CLEANER... | 1 | | | |
| 3 | 17213-K97-T00 | SEAL, AIR CLEANER | 2 | | | |
| 4 | 17214-K97-T00 | SEAL, AIR CLEANER DUCT | 1 | | | |
| 5 | 17215-K0W-N00 | DUCT, AIR CLEANER | 1 | | | |
| 6 | 17217-K97-T00 | TUBE, BREATHER DRAIN | 1 | | | |
| 7 | 17218-K97-T00 | TUBE, BREATHER | 1 | | | |
| 8 | 17225-K0W-N00 | CASE SUB ASSY., AIR CLEANER .. | 1 | | | |
| 9 | 17234-K97-T00 | COVER, AIR CLEANER DUCT | 1 | | | |
| 10 | 17235-K0W-N00 | COVER SUB ASSY., AIR CLEANER .. | 1 | | | |
| 11 | 17236-KVB-900 | PLUG, AIR CLEANER DRAIN | 1 | | | |
| 12 | 17253-K0W-N00 | TUBE, AIR CLEANER CONNECTING .. | 1 | | | |
| 13 | 17254-K0W-N00 | BAND, CONNECTING TUBE(40) | 1 | | | |
| 14 | 17261-KVB-T00 | TUBE, DRAIN | 1 | | | |
| 15 | 17359-K28-910 | JOINT, BREATHER TUBE | 1 | | | |
| 16 | 17370-419-700 | PLUG, BREATHER TUBE | 1 | | | |
| 17 | 80108-K45-N40 | COLLAR, RR. FENDER | 1 | | | |
| 18 | 90311-MT3-000 | NUT, CLIP, 6MM | 1 | | | |
| 19 | 93903-24380 | SCREW, TAPPING, 4X12 | 2 | | | |
| 20 | 93903-25480 | SCREW, TAPPING, 5X20 | 8 | | | |
| 21 | 95002-02130 | CLIP, TUBE(B12.5) | 2 | | | |
| 22 | 95002-41200-08 | CLAMP, TUBE(D12) | 5 | | | |
| 23 | 95002-80000 | CLIP, TUBE(C12) | 1 | | | |
| 24 | 95003-23007-31 | TUBE, VINYL, 8X12X70 (95003-23001-60M) | 1 | | | |
| 25 | 95701-06035-00 | BOLT, FLANGE, 6X35 | 2 | | | |



F-30

EXHAUST MUFFLER

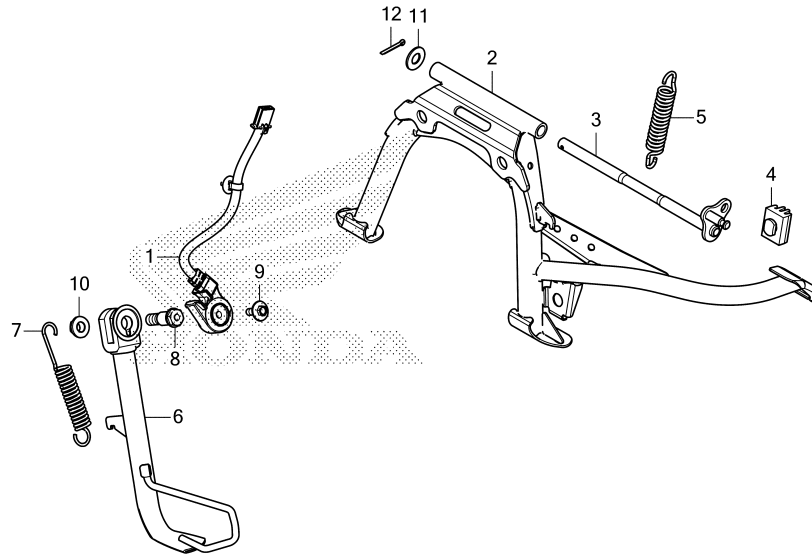


| Ref. No. | L.O.N. | (Relative ref. Number) Description | F.R.T. |
|----------|--------|------------------------------------|--------|
| 1 | 3131B4 | GASKET, EXHAUST PIPE | 0.2 |
| 4 | 313120 | MUFFLER | 0.2 |
| 6 | 3131B3 | COVER, MUFFLER :FRONT | 0.1 |
| 9 | 3131D3 | COVER, MUFFLER :REAR | 0.1 |
| | 3131K5 | COVER, MUFFLER :BOTH | 0.1 |
| 10 | 3131F2 | CAP, MUFFLER END | 0.1 |

| Ref. No. | Part No. | Description | Reqd. QTY ADV 150A M | Serial No. | Parts catalogue code |
|----------|----------------|----------------------------------|-------------------------------|------------|----------------------|
| 1 | 18291-GE2-921 | GASKET, EX. PIPE | 1 | | |
| 2 | 18293-KSB-900 | RUBBER, PROTECTOR PACKING | 1 | | |
| 3 | 18293-MCA-A20 | RUBBER, PROTECTOR PACKING | 4 | | |
| 4 | 18300-K0W-T00 | MUFFLER COMP., EX. | 1 | | |
| 5 | 18316-KVB-900 | COLLAR, MUFFLER PROTECTOR | 1 | | |
| 6 | 18318-K0W-N00 | PROTECTOR, MUFFLER | 1 | | |
| 7 | 18345-K15-920 | RUBBER, MOUNTING | 3 | | |
| 8 | 18345-MBT-610 | RUBBER, PROTECTOR MOUNTING | 2 | | |
| 9 | 18358-K0W-N00 | COVER A, MUFFLER | 1 | | |
| 10 | 18359-K0W-T00 | CAP, TAIL | 1 | | |
| 11 | 33619-459-840 | COLLAR, WINKER STAY | 2 | | |
| 12 | 90107-K26-900 | BOLT, SPECIAL, 6X16 | 1 | | |
| 13 | 90113-K15-920 | SCREW, PAN, 6X14 | 3 | | |
| 14 | 90304-MJ0-920 | NUT, CAP, 7MM | 2 | | |
| 15 | 94101-06000 | WASHER, PLAIN, 6MM | 1 | | |
| 16 | 95701-06014-00 | BOLT, FLANGE, 6X14 | 2 | | |
| 17 | 95701-10065-07 | BOLT, FLANGE, 10X65 | 3 | | |
| 18 | 96001-06008-00 | BOLT, FLANGE, 6X8 | 1 | | |

F-35

STAND



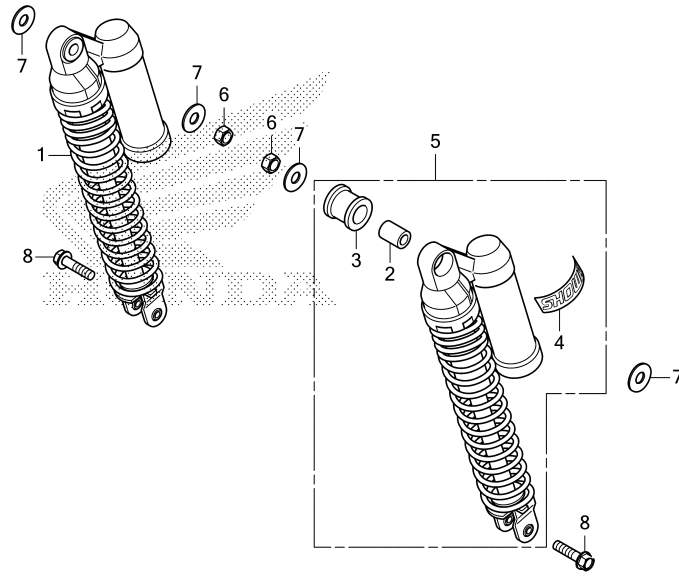
K0WMF3500

| Ref. No. | L.O.N. | (Relative ref. Number) Description | F.R.T. |
|----------|--------|---------------------------------------|--------|
| 1 | 615195 | SWITCH, SIDE STAND | 0.8 |
| 2 | | (3) | |
| | 410175 | STAND, MAIN | 0.2 |
| 5 | 410176 | SPRING, MAIN STAND | 0.1 |
| 6 | 410180 | BAR, SIDE STAND | 0.6 |
| 7 | 410182 | SPRING, SIDE STAND | 0.5 |

| Ref. No. | Part No. | Description | Reqd. QTY | | Serial No. | Parts catalogue code |
|----------|---------------|--------------------------------|-----------|------|------------|----------------------|
| | | | ADV | 150A | | |
| 1 | 35700-K97-T01 | SWITCH ASSY., SIDE STAND | 1 | | | |
| 2 | 50500-K0W-N00 | STAND COMP., MAIN | 1 | | | |
| 3 | 50503-K97-N00 | SHAFT, MAIN STAND | 1 | | | |
| 4 | 50505-GR1-710 | RUBBER, STAND STOPPER | 1 | | | |
| 5 | 50520-KVB-900 | SPRING, MAIN STAND | 1 | | | |
| 6 | 50530-K0W-N00 | BAR COMP., SIDE STAND | 1 | | | |
| 7 | 50535-KW7-900 | SPRING, SIDE STAND | 1 | | | |
| 8 | 90108-MK6-670 | BOLT, SIDE STAND PIVOT | 1 | | | |
| 9 | 90132-KYJ-960 | BOLT, SPECIAL, 6X16 | 1 | | | |
| 10 | 90203-KVB-900 | NUT, SIDE STAND | 1 | | | |
| 11 | 94101-10800 | WASHER, PLAIN, 10MM | 1 | | | |
| 12 | 94201-30200 | PIN, SPLIT, 3.0X20 | 1 | | | |

F-36

REAR CUSHION



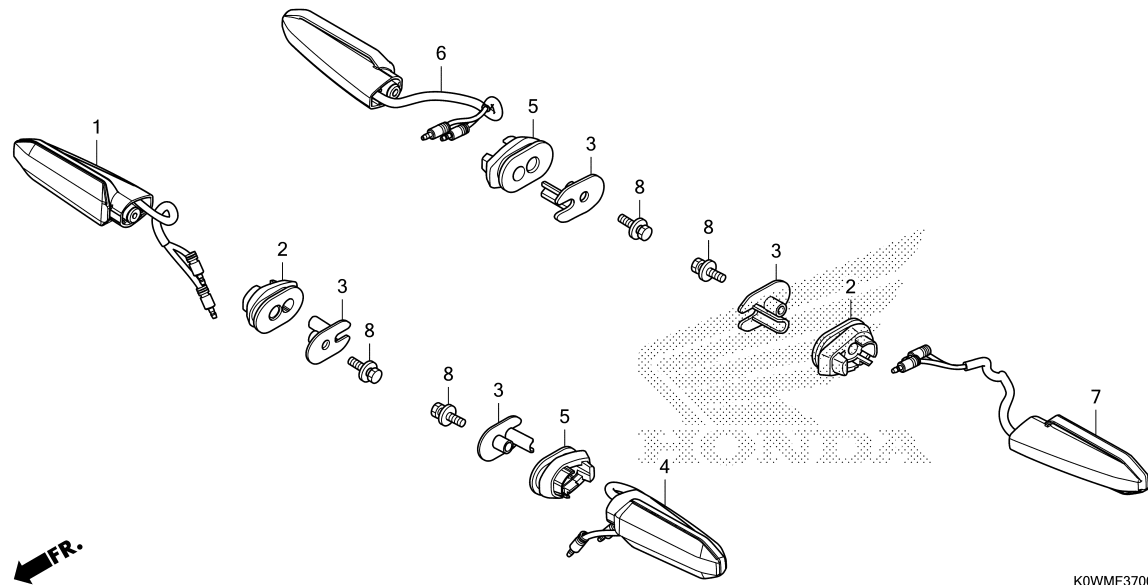
| Ref. No. | L.O.N. | (Relative ref. Number) Description | F.R.T. |
|----------|--------|---------------------------------------|--------|
| 1 | 5121B7 | CUSHION ASSY., REAR :RIGHT ... | 0.5 |
| 5 | 5121B6 | CUSHION ASSY., REAR :LEFT | 0.5 |
| | 5121B8 | CUSHION ASSY., REAR :BOTH | 0.6 |

| Ref. No. | Part No. | Description | Reqd. QTY | | Serial No. | Parts catalogue code |
|----------|----------------|-------------------------------|-----------|------|------------|----------------------|
| | | | ADV | 150A | | |
| 1 | 52400-K0W-N01 | CUSHION ASSY., R. RR..... | 1 | | | |
| 2 | 52486-KBW-901 | COLLAR, RUBBER BUSH..... | 2 | | | |
| 3 | 52489-399-601 | BUSH, UPPER RUBBER(SHOWA).... | 2 | | | |
| 4 | 52497-MEE-003 | MARK, SHOWA..... | 2 | | | |
| 5 | 52500-K0W-N01 | CUSHION ASSY., L. RR..... | 1 | | | |
| 6 | 94001-10000-0S | NUT, HEX., 10MM..... | 2 | | | |
| 7 | 94101-10000 | WASHER, PLAIN, 10MM..... | 4 | | | |
| 8 | 95801-08030-00 | BOLT, FLANGE, 8X30..... | 2 | | | |

3

F-37

WINKER



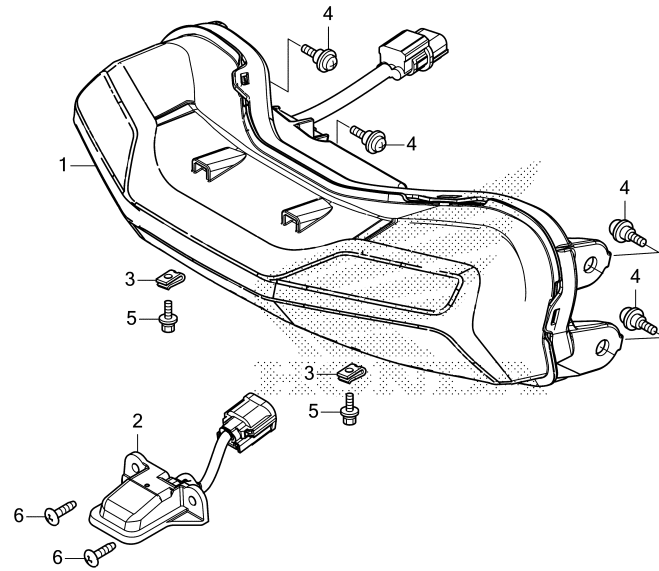
| Ref. No. | L.O.N. | (Relative ref. Number) Description | F.R.T. |
|----------|--------|---------------------------------------|--------|
| 1 | 6161C4 | WINKER :RIGHT FRONT | 0.5 |
| 4 | 6161C3 | WINKER :LEFT FRONT | 0.5 |
| | 6161C5 | WINKER :BOTH FRONT | 0.7 |
| 6 | 6161C7 | WINKER :RIGHT REAR | 0.3 |
| 7 | 6161C6 | WINKER :LEFT REAR | 0.3 |
| | 6161C8 | WINKER :BOTH REAR | 0.4 |

| Ref. No. | Part No. | Description | Reqd. QTY | | Serial No. | Parts catalogue code |
|----------|----------------|---|-----------|------|------------|----------------------|
| | | | ADV | 150A | | |
| 1 | 33400-K0W-H11 | WINKER ASSY., R. FR..... | | 1 | | |
| 2 | 33412-KZZ-J00 | RUBBER, R. WINKER MOUNTING ... (R. FR./L. RR.) | | 2 | | |
| 3 | 33415-KZZ-J00 | COLLAR, WINKER | | 4 | | |
| 4 | 33450-K0W-H11 | WINKER ASSY., L. FR..... | | 1 | | |
| 5 | 33452-KZZ-J00 | RUBBER, L. WINKER MOUNTING ... (L. FR./R. RR.) | | 2 | | |
| 6 | 33600-K59-M01 | WINKER ASSY., R. RR..... | | 1 | | |
| 7 | 33650-K59-M01 | WINKER ASSY., L. RR..... | | 1 | | |
| 8 | 93411-05025-00 | BOLT-WASHER, 5X25 | | 4 | | |



F-38

TAILLIGHT



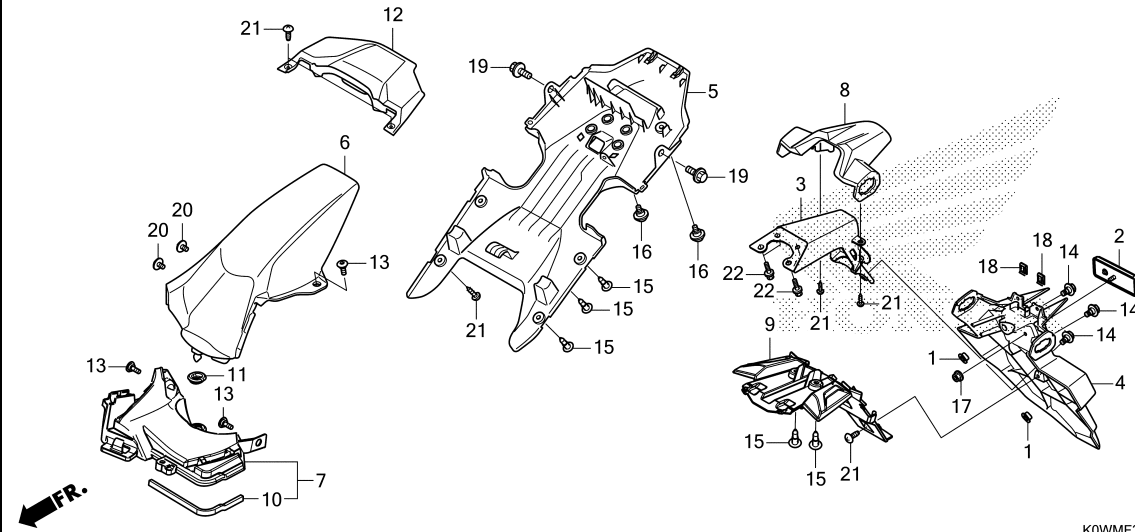
K0WMF3800

| Ref. No. | L.O.N. | (Relative ref. Number) Description | F.R.T. |
|----------|--------|------------------------------------|--------|
| 1 | 6161D5 | TAILLIGHT UNIT | 1.3 |
| 2 | 6161D8 | LIGHT, LICENSE | 0.4 |

| Ref. No. | Part No. | Description | Reqd. QTY | | Serial No. | Parts catalogue code |
|----------|----------------|----------------------------|-----------|---|------------|----------------------|
| | | | ADV | M | | |
| 1 | 33701-K0W-N01 | TAILLIGHT UNIT | 1 | | | |
| 2 | 33720-K0W-N01 | LIGHT ASSY., LICENSE | 1 | | | |
| 3 | 90320-GC3-000 | NUT, SPRING, 5MM | 2 | | | |
| 4 | 91509-GE2-760 | SCREW, PAN, 5X11.5 | 4 | | | |
| 5 | 93404-06012-00 | BOLT-WASHER, 6X12 | 2 | | | |
| 6 | 93903-34480 | SCREW, TAPPING, 4X16 | 2 | | | |

F-39

REAR FENDER



K0WMF3900

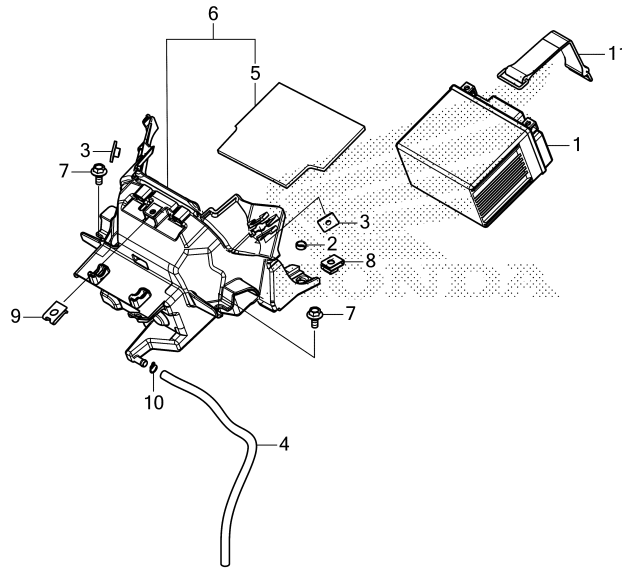
| Ref. No. | L.O.N. | (Relative ref. Number) Description | F.R.T. |
|----------|--------|------------------------------------|--------|
| 3 | 4131M7 | STAY, REAR FENDER | 0.3 |
| 4 | 413105 | FENDER A, REAR | 0.3 |
| 5 | 413110 | FENDER B, REAR | 1.3 |
| 6 | 413111 | FENDER C, REAR | 0.1 |
| 7 | 4131N4 | FENDER, INNER :REAR | 0.5 |
| 8 | 4131T9 | FENDER, REAR :UPPER | 0.3 |
| 9 | 4131U0 | FENDER, REAR :LOWER | 0.1 |
| 12 | 4131J8 | COVER, REAR CENTER | 0.1 |

| Ref. No. | Part No. | Description | Reqd. QTY | | Serial No. | Parts catalogue code |
|----------|-----------------|--|-----------|---|------------|----------------------|
| | | | ADV | M | | |
| 1 | 19416-K36-H00 | COLLAR | 2 | | | |
| 2 | 33741-MS6-921 | REFLECTOR, REFLEX(STANLEY)... | 1 | | | |
| 3 | 50186-K0W-N00ZA | BRACKET, RR. FENDER *NHA40M* | 1 | | | |
| 4 | 80101-K0W-N00 | FENDER A, RR. | 1 | | | |
| 5 | 80102-K0W-N00 | FENDER B, RR. | 1 | | | |
| 6 | 80103-K0W-N00 | FENDER C, RR. | 1 | | | |
| 7 | 80105-K97-T00 | FENDER ASSY. C, RR. TOP | 1 | | | |
| 8 | 80106-K0W-N00 | COVER, RR. FENDER UPPER | 1 | | | |
| 9 | 80107-K0W-N00 | COVER, RR. FENDER LOWER | 1 | | | |
| 10 | 80108-KZR-600 | SEAL, RR. INNER FENDER | 1 | | | |
| 11 | 83551-GE2-000 | GROMMET, AIR CLEANER CASE | 1 | | | |
| 12 | 83760-K0W-N00ZA | COVER SET, RR. CENTER(WL) *TYPE1* | 1 | | | |
| 13 | 90101-K29-900 | BOLT, SOCKET, 6X18 | 3 | | | |
| 14 | 90116-KVB-900 | BOLT, FLANGE, 6MM | 3 | | | |
| 15 | 90116-SP0-003 | CLIP, BUMPER SEAL | 5 | | | |
| 16 | 90134-KPP-T00 | SCREW, PAN, 5X14 | 2 | | | |
| 17 | 90301-KWN-901 | NUT, U, 5MM | 1 | | | |
| 18 | 90302-KWW-A00 | NUT, SPRING, 4MM | 2 | | | |
| 19 | 93404-06012-00 | BOLT-WASHER, 6X12 | 2 | | | |
| 20 | 93404-06014-07 | BOLT-WASHER, 6X14 | 2 | | | |
| 21 | 93903-24380 | SCREW, TAPPING, 4X12 | 6 | | | |
| 22 | 95701-06012-07 | BOLT, FLANGE, 6X12 | 4 | | | |



F-40

BATTERY



← IFR.

K0WMF4000

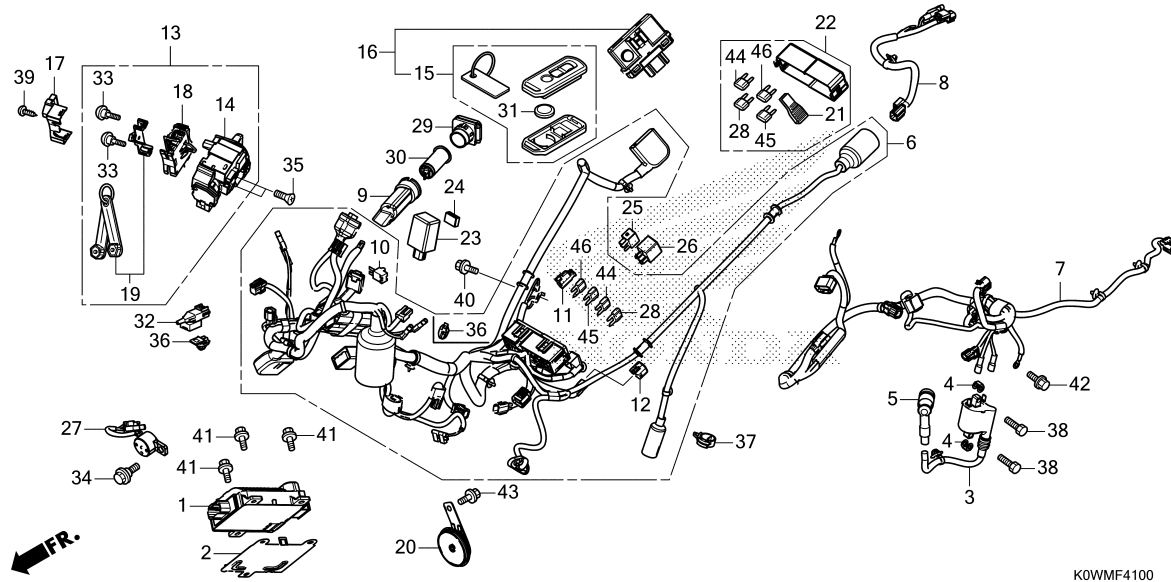
| Ref. No. | L.O.N. | (Relative ref. Number) Description | F.R.T. |
|----------|--------|---------------------------------------|--------|
| 1 | 610100 | BATTERY | 0.2 |
| 6 | 410185 | BOX, BATTERY | 1.5 |

| Ref. No. | Part No. | Description | Reqd. QTY ADV 150A M | Serial No. | Parts catalogue code |
|----------|---------------|------------------------------|-------------------------------|------------|----------------------|
| 1 | 31500-KWN-902 | BATTERY(YTZ6V)(YUASA)..... | 1 | | |
| 2 | 80108-K45-N40 | COLLAR, RR. FENDER..... | 1 | | |
| 3 | 81321-K97-T00 | NUT, SPECIAL, 6X7..... | 2 | | |
| 4 | 81324-K97-T00 | TUBE, BATTERY DRAIN..... | 1 | | |
| 5 | 81325-K97-N00 | RUBBER, BATTERY..... | 1 | | |
| 6 | 81330-K97-N00 | BOX ASSY., BATTERY..... | 1 | | |
| 7 | 90111-162-000 | BOLT, FLANGE, 6MM..... | 2 | | |
| 8 | 90311-MT3-000 | NUT, CLIP, 6MM..... | 1 | | |
| 9 | 90677-KAN-T00 | NUT, CLIP, 5MM..... | 1 | | |
| 10 | 95002-02080 | CLIP, TUBE(B8)..... | 1 | | |
| 11 | 95012-13001 | BAND B2, BATTERY(120MM)..... | 1 | | |

3

F-41

WIRE HARNESS/FOB KEY

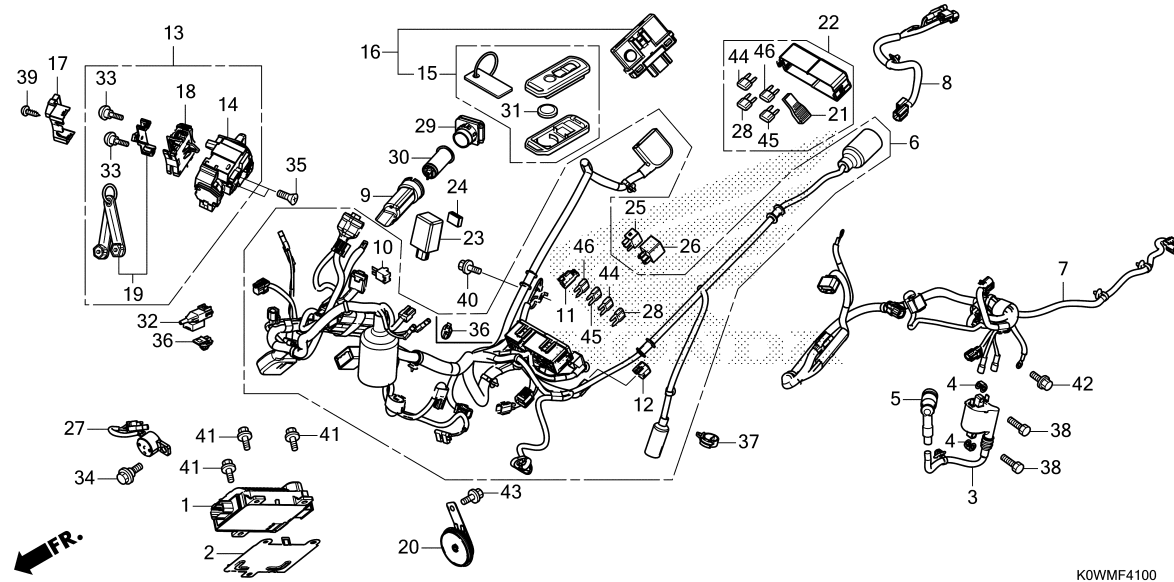


| Ref. No. | L.O.N. | (Relative ref. Number) Description | F.R.T. |
|----------|--------|---|--------|
| 1 | 618135 | ENGINE CONTROL MODULE(ECM)INCLUDES: Authentication ID number memorization | 1.0 |
| 3 | 614105 | COIL, IGNITION | 0.8 |
| 5 | 6141E3 | CAP, NOISE SUPPRESSOR | 0.7 |
| 6 | 611100 | HARNESS, WIRE | 2.6 |
| 7 | 611142 | SUB HARNESS, ENGINE | 1.4 |
| 8 | 6111F0 | SUB HARNESS, REAR | 1.4 |
| 10 | 6131E0 | DIODE | 1.4 |
| 13 | | (14) | |
| | 6151K9 | SWITCH, HANDLE LOCK | 2.4 |
| 16 | 6181D3 | CONTROL UNIT, SMART | 1.7 |
| | | .INCLUDES: Authentication ID number memorization | |
| 18 | 6151E8 | SWITCH, SEAT AND BOX | 1.0 |
| 20 | 616169 | HORN | 0.5 |
| 23 | 6111C3 | RELAY, WINKER | 1.2 |
| 25 | 611155 | RELAY, MAIN | 0.2 |
| 26 | 6111C5 | RELAY, STARTER | 0.2 |
| 27 | 6161AB | BUZZER, ELECTRON | 0.8 |
| 30 | | (29) | |
| | 8121A0 | SOCKET, ACCESSORY | 1.0 |
| 32 | 617166 | SENSOR, OPEN AIR TEMP | 0.8 |

| Ref. No. | Part No. | Description | Reqd. QTY | | Serial No. | Parts catalogue code |
|----------|---------------|--------------------------------------|-----------|------|------------|----------------------|
| | | | ADV | 150A | | |
| 1 | 30400-K0W-M11 | CONTROL UNIT, ENGINE | 1 | | | |
| 2 | 30401-K35-V00 | COVER, ENGINE CONTROL UNIT ... | 1 | | | |
| 3 | 30510-K35-V01 | COIL COMP., IGNITION | 1 | | | |
| 4 | 30520-GFM-900 | SPACER, IGNITION COIL | 2 | | | |
| 5 | 30700-K97-N01 | CAP ASSY., NOISE SUPPRESSOR (NGK) | 1 | | | |
| 6 | 32100-K0W-T01 | HARNESS, WIRE | 1 | | | |
| 7 | 32104-K0W-N00 | SUB HARNESS, ENGINE | 1 | | | |
| 8 | 32105-K0W-N00 | SUB HARNESS, RR. | 1 | | | |
| 9 | 32107-K97-N00 | COVER, ACCESSORY SOCKET | 1 | | | |
| 10 | 32146-SH3-003 | CONNECTOR, DIODE(2P) | 1 | | | |
| 11 | 32605-KCW-J91 | CAP, DUMMY(2P)(BLUE) | 1 | | | |
| 12 | 32606-GEV-761 | CAP, DUMMY(4P)(RED) | 1 | | | |
| 13 | 35100-K97-T01 | SWITCH ASSY., HANDLE LOCK ... | 1 | | | |
| 14 | 35101-K97-T01 | SWITCH COMP., HANDLE LOCK ... | 1 | | | |
| 15 | 35121-K0W-M10 | FOB ASSY. | 1 | | | |
| 16 | 35141-K0W-M10 | CONTROL UNIT, SMART | 1 | | | |
| 17 | 35191-K53-D01 | COVER, CABLE | 1 | | | |
| 18 | 35193-K35-V32 | SWITCH ASSY., SEAT OPENER ... | 1 | | | |
| 19 | 35194-K35-V31 | KEY SET, EMERGENCY | 1 | | | |
| 20 | 38120-K0W-H11 | HORN COMP.(LOW) | 1 | | | |
| 21 | 38235-SNA-A01 | PULLER, MINI FUSE | 1 | | | |
| 22 | 38255-K97-A11 | COVER COMP., UPPER | 1 | | | |
| 23 | 38301-MKJ-D01 | RELAY COMP., WINKER(LED) ... | 1 | | | |

F-41

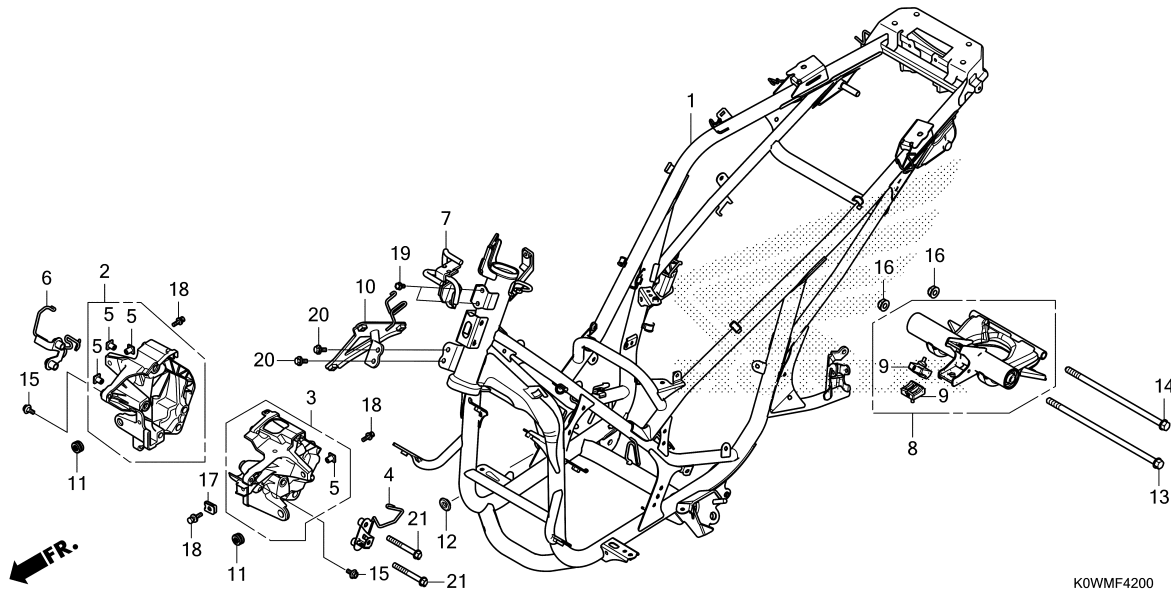
WIRE HARNESS/FOB KEY



| Ref. No. | Part No. | Description | Reqd. QTY | | Serial No. | Parts catalogue code |
|----------|----------------|--|-----------|---|------------|----------------------|
| | | | ADV | M | | |
| 24 | 38306-KK4-000 | SUSPENSION, WINKER RELAY (MITSUBA) | 1 | | | |
| 25 | 38501-KVZ-631 | RELAY ASSY., POWER (MICRO ISO 4P)(MITSUBA) | 1 | | | |
| 26 | 38502-KWN-901 | RELAY COMP., POWER(5P) (PANASONIC) | 1 | | | |
| 27 | 38720-K0W-T01 | BUZZER ASSY.(NIKKO) | 1 | | | |
| 28 | 39214-HAC-000 | FUSE, MINI, 2A | 2 | | | |
| 29 | 39602-K41-N21 | CAP ASSY. | 1 | | | |
| 30 | 39624-K41-N21 | SOCKET ASSY. | 1 | | | |
| 31 | 72148-S04-000 | BATTERY(CR2032) | 1 | | | |
| 32 | 80525-TBA-A01 | SENSOR ASSY., AMBIENT | 1 | | | |
| 33 | 90104-K53-D01 | SCREW, OPENER SET | 2 | | | |
| 34 | 90107-KVB-900 | BOLT, SPECIAL, 6MM | 1 | | | |
| 35 | 90164-KZL-A00 | SCREW, U-LOCK FLAT, 6X12 | 2 | | | |
| 36 | 91535-TA0-003 | CLIP, COUPLER(DARK BROWN) | 2 | | | |
| 37 | 91558-SD5-003 | CLIP, WIRE HARNESS(BLACK) | 1 | | | |
| 38 | 92101-06020-4J | BOLT, HEX., 6X20 | 2 | | | |
| 39 | 93901-24320 | SCREW, TAPPING, 4X12 | 1 | | | |
| 40 | 95701-06012-00 | BOLT, FLANGE, 6X12 | 1 | | | |
| 41 | 95701-06014-00 | BOLT, FLANGE, 6X14 | 3 | | | |
| 42 | 95701-06016-00 | BOLT, FLANGE, 6X16 | 1 | | | |
| 43 | 95701-08016-00 | BOLT, FLANGE, 8X16 | 1 | | | |
| 44 | 98200-40750 | FUSE, MINI(7.5A) | 8 | | | |
| 45 | 98200-41500 | FUSE, MINI(15A) | 3 | | | |
| 46 | 98200-42500 | FUSE, MINI(25A) | 2 | | | |

F-42

FRAME BODY



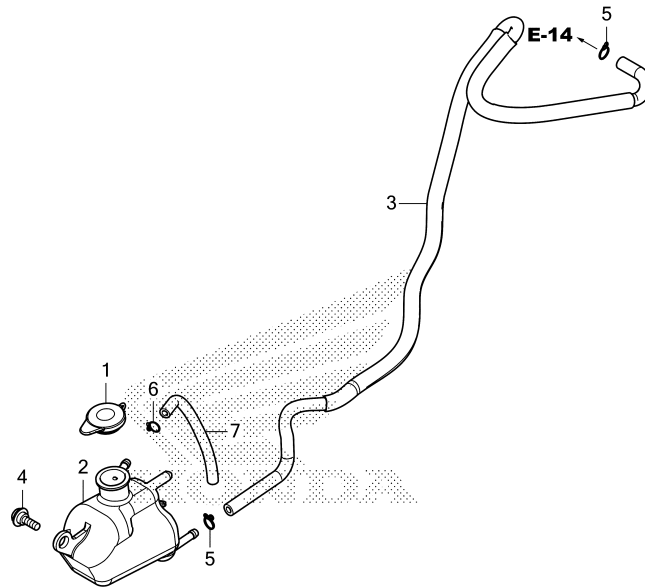
| Ref. No. | L.O.N. | (Relative ref. Number) Description | F.R.T. |
|----------|--------|---|--------|
| 1 | 410100 | BODY, FRAMEINCLUDES: Engine removal and installation | 6.3 |
| 2 | 4111S4 | STAY, FRONT COVER :RIGHT | 1.3 |
| 3 | 4111S3 | STAY, FRONT COVER :LEFT | 1.3 |
| | 4111AY | STAY, FRONT COVER :BOTH | 1.3 |
| 8 | 4101B5 | LINK, ENGINE HANGERINCLUDES: Engine removal and installation | 3.5 |

| Ref. No. | Part No. | Description | Reqd. QTY | | Serial No. | Parts catalogue code |
|----------|----------------|-------------------------------------|-----------|---|------------|----------------------|
| | | | ADV | M | | |
| 1 | 50100-K0W-N00 | BODY COMP., FRAME | 1 | | | |
| 2 | 50311-K0W-N00 | STAY, R. FR. COVER | 1 | | | |
| 3 | 50312-K0W-N00 | STAY, L. FR. COVER | 1 | | | |
| 4 | 50313-K97-T00 | GUIDE, BRAKE HOSE | 1 | | | |
| 5 | 50315-K97-T00 | NUT, FR. COVER STAY | 4 | | | |
| 6 | 50316-K0W-N00 | COLLAR COMP., FR. | 1 | | | |
| 7 | 50330-K97-N11 | STAY B, BRAKE HOSE JOINT | 1 | | | |
| 8 | 50350-K0W-N00 | LINK ASSY., ENGINE HANGER | 1 | | | |
| 9 | 50352-K35-V00 | RUBBER, LINK STOPPER | 2 | | | |
| 10 | 50622-K0W-N00 | STAY COMP., ELECTRONIC CONTROL UNIT | 1 | | | |
| 11 | 61304-415-000 | RUBBER, HEADLIGHT CASE MOUNTING | 2 | | | |
| 12 | 83551-376-000 | GROMMET, SIDE COVER | 1 | | | |
| 13 | 90105-KVY-900 | BOLT, FLANGE, 10X270 | 1 | | | |
| 14 | 90106-GCC-C50 | BOLT, FLANGE, 10X238 | 1 | | | |
| 15 | 90111-162-000 | BOLT, FLANGE, 6MM | 2 | | | |
| 16 | 90304-KGH-901 | NUT, U, 10MM | 2 | | | |
| 17 | 90305-GEE-710 | NUT, CLIP, 6MM | 1 | | | |
| 18 | 93404-06012-08 | BOLT-WASHER, 6X12 | 3 | | | |
| 19 | 95701-06012-08 | BOLT, FLANGE, 6X12 | 2 | | | |
| 20 | 95701-06016-08 | BOLT, FLANGE, 6X16 | 2 | | | |
| 21 | 95801-08070-08 | BOLT, FLANGE, 8X70 | 2 | | | |



F-43

RESERVE TANK



K0WMF4300

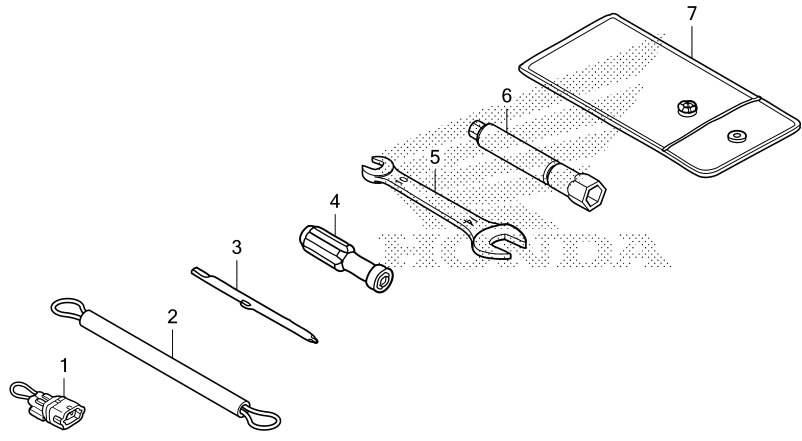
| Ref. No. | L.O.N. | (Relative ref. Number) Description | F.R.T. |
|----------|--------|---------------------------------------|--------|
| 2 | 115110 | TANK, RADIATOR RESERVE | 0.7 |
| 3 | 1151E5 | TUBE, RADIATOR RESERVE TANK .. | 1.4 |

| Ref. No. | Part No. | Description | Reqd. QTY | | Serial No. | Parts catalogue code |
|----------|----------------|-------------------------------|-----------|-----------|------------|----------------------|
| | | | ADV | 150A M | | |
| 1 | 19109-KBP-900 | CAP, RESERVE TANK..... | 1 | | | |
| 2 | 19111-K97-T00 | TANK, RESERVE | 1 | | | |
| 3 | 19118-K0W-N00 | HOSE, RESERVE TANK | 1 | | | |
| 4 | 90106-MM9-000 | BOLT, FR. FENDER FIXING | 1 | | | |
| 5 | 95002-02100 | CLIP, TUBE(B10) | 2 | | | |
| 6 | 95002-50000 | CLIP, TUBE(C9) | 1 | | | |
| 7 | 95005-50110-30 | TUBE, 5X110 | 1 | | | |

3

F-46

TOOLS



KOWMF4600

Ref. No. L.O.N. (Relative ref. Number) Description F.R.T.

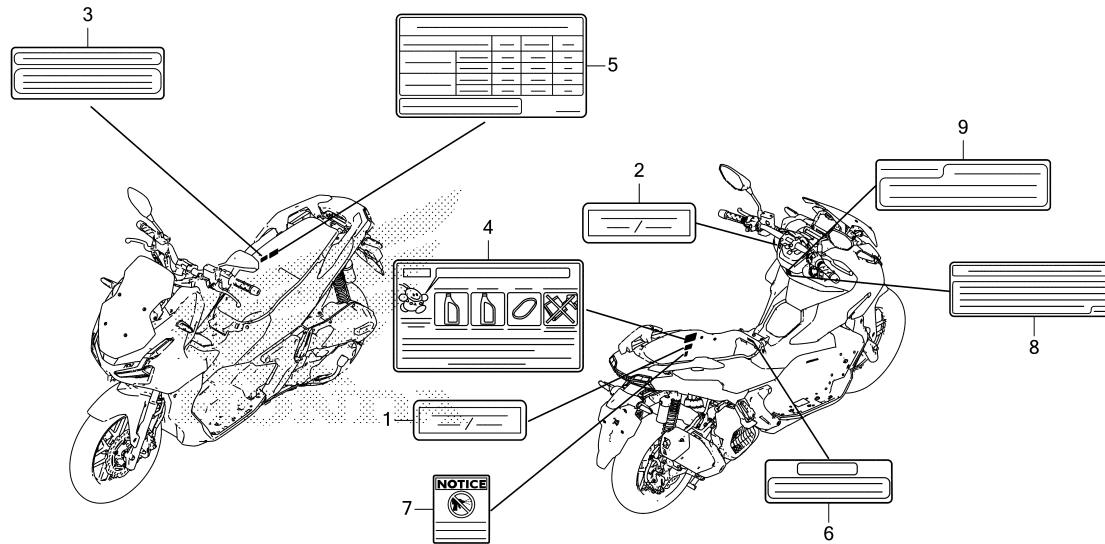
NO INFORMATION

| Ref. No. | Part No. | Description | Reqd. QTY | | Serial No. | Parts catalogue code |
|----------|---------------|-------------------------------|-----------|---|------------|----------------------|
| | | | ADV | M | | |
| 1 | 35102-KVZ-630 | COUPLER, EM MODE | 1 | | | |
| 2 | 77236-KEA-000 | WIRE, HELMET SETTING | 1 | | | |
| 3 | 89102-538-000 | DRIVER, SCREW(NO.2 + -) | 1 | | | |
| 4 | 89103-538-000 | GRIP | 1 | | | |
| 5 | 89211-KWW-640 | SPANNER, 10X14 | 1 | | | |
| 6 | 89216-KPP-900 | WRENCH, SPARK PLUG | 1 | | | |
| 7 | 89219-KGH-900 | BAG, TOOL, 160MM | 1 | | | |



F-47

CAUTION LABEL



K0WMF4700

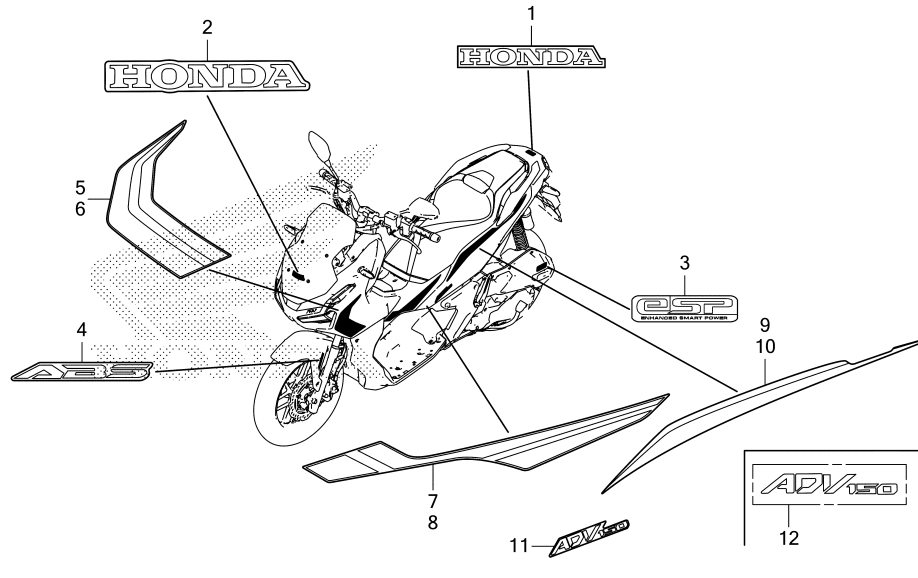
| Ref. No. | L.O.N. | (Relative ref. Number) Description | F.R.T. |
|----------|--------|---------------------------------------|--------|
|----------|--------|---------------------------------------|--------|

NO INFORMATION

| Ref. No. | Part No. | Description | Reqd. QTY | | Serial No. | Parts catalogue code |
|----------|-----------------|---|-----------|---|------------|----------------------|
| | | | ADV | M | | |
| 1 | 81218-KFG-900 | LABEL, CARGO LIMIT(10KG)..... | | 1 | | |
| 2 | 81219-GFM-960ZA | LABEL, CARGO LIMIT(1.0) *TYPE1*..... | | 1 | | |
| 3 | 87503-KVB-860 | LABEL, COOLANT INFORMATION... | | 1 | | |
| 4 | 87504-K59-H00 | LABEL, REPLACEMENT INFORMATION | | 1 | | |
| 5 | 87505-K0W-H10 | LABEL, TIRE(ENGLISH)..... | | 1 | | |
| 6 | 87506-KGH-970 | MARK, BATTERY CAUTION..... | | 1 | | |
| 7 | 87509-KWP-900 | LABEL, AIR CLEANER ELEMENT | | 1 | | |
| 8 | 87514-K26-C30 | LABEL, ABS INFORMATION(1CH)... | | 1 | | |
| 9 | 87560-KVB-860 | LABEL, DRIVE CAUTION..... | | 1 | | |

F-48

MARK/STRIPE



K0WMF4800

Ref. L.O.N. (Relative ref. Number) F.R.T.
No. Description

NO INFORMATION

| Ref. No. | Part No. | Description | Reqd. QTY ADV 150A M | Serial No. | Parts catalogue code |
|----------|-----------------|---|-------------------------------|------------|----------------------|
| 1 | 86101-K41-N00ZA | MARK, HONDA(65MM) *TYPE1* | 1 | | |
| 2 | 86103-K0W-N20ZA | MARK, HONDA(80MM) *TYPE1* | 1 | | |
| 3 | 86170-KZR-600 | MARK, ENGINE | 1 | | |
| 4 | 86611-K0W-M10ZA | MARK, ABS *TYPE2* | 1 | ----- | 2MA |
| | 86611-K0W-M10ZB | *TYPE1* | 1 | ----- | MA |
| 5 | 86641-K0W-M10ZA | STRIPE, R. FR. SIDE COVER *TYPE1* | 1 | ----- | MA |
| 6 | 86642-K0W-M10ZA | STRIPE, L. FR. SIDE COVER *TYPE1* | 1 | ----- | MA |
| 7 | 86643-K0W-M10ZA | STRIPE, R. CENTER SIDE COVER *TYPE1* | 1 | ----- | MA |
| 8 | 86644-K0W-M10ZA | STRIPE, L. CENTER SIDE COVER *TYPE1* | 1 | ----- | MA |
| 9 | 86831-K0W-M10ZA | STRIPE, R. BODY COVER *TYPE1* | 1 | ----- | MA |
| 10 | 86832-K0W-M10ZA | STRIPE, L. BODY COVER *TYPE1* | 1 | ----- | MA |
| 11 | 86833-K0W-M10ZA | MARK, BODY COVER *TYPE1* | 2 | ----- | MA |
| 12 | 86835-K0W-N10ZA | EMBLEM, (ADV150) *TYPE1* | 2 | ----- | 2MA |



PART NO. INDEX

| Part Number | Page | Ref. | Part Number | Page | Ref. | Part Number | Page | Ref. | Part Number | Page | Ref. | Part Number | Page | Ref. | Part Number | Page | Ref. |
|---------------|------|------|---------------|------|------|---------------|------|------|---------------|------|------|---------------|------|------|-----------------|------|------|
| 06000 | | | 14000 | | | 17217-K97-T00 | 77 | 6 | 19310-K35-V01 | 34 | 5 | 30510-K35-V01 | 85 | 3 | 36000 | | |
| 06435-K97-N01 | 72 | 1 | 14100-K77-V00 | 31 | 2 | 17218-K97-T00 | 77 | 7 | 19332-KWN-900 | 38 | 12 | 30515-K35-V00 | 33 | 3 | 36532-K01-611 | 29 | 13 |
| 06451-GE2-405 | 70 | 1 | 14321-KWN-900 | 31 | 3 | 17219-K97-T00 | 29 | 10 | 19416-K36-H00 | 83 | 1 | 30520-GFM-900 | 85 | 4 | 36533-KZR-601 | 29 | 14 |
| 06451-MA7-405 | 72 | 2 | 14401-K97-T01 | 32 | 1 | 17225-K0W-N00 | 77 | 8 | 19416-KEY-900 | 37 | 4 | 30700-K97-N01 | 85 | 5 | | | |
| 06455-K84-902 | 70 | 2 | 14430-KZR-600 | 31 | 4 | 17234-K97-T00 | 77 | 9 | | 38 | 13 | | | | | | |
| | | | 14440-KZR-600 | 31 | 5 | 17235-K0W-N00 | 77 | 10 | 19501-KZR-600 | 38 | 14 | 31000 | | | 37000 | | |
| | | | 14451-KZR-600 | 31 | 6 | 17236-KVB-900 | 77 | 11 | 19502-KZR-600 | 38 | 15 | | | | | | |
| 11000 | | | 14510-KZR-600 | 32 | 2 | 17253-K0W-N00 | 77 | 12 | 19503-KWN-900 | 34 | 6 | 31210-K97-T01 | 35 | 1 | 37100-K0W-N02 | 50 | 1 |
| 11100-K59-A10 | 44 | 1 | 14520-K0W-N01 | 32 | 3 | 17254-K0W-N00 | 77 | 13 | 19504-KZR-600 | 38 | 16 | 31220-K0W-N01 | 35 | 2 | 37101-K0W-N01 | 50 | 2 |
| 11103-KVB-901 | 44 | 2 | 14520-K40-F01 | 32 | 3 | 17255-KWN-900 | 29 | 11 | 19510-K97-T00 | 38 | 17 | 31500-KWN-902 | 84 | 1 | 37102-K0W-N01 | 50 | 3 |
| | 45 | 1 | 14531-KZR-600 | 32 | 4 | 17261-KVB-T00 | 77 | 14 | 19640-K0W-N00 | 37 | 5 | 31918-K97-T01 | 29 | 12 | 37103-K0W-N02 | 50 | 4 |
| 11103-KVB-930 | 44 | 2 | 14560-K97-T01 | 32 | 5 | 17359-K28-910 | 77 | 15 | 19649-K01-900 | 37 | 6 | | | | 37105-K0W-N01 | 50 | 5 |
| | 45 | 1 | 14611-K97-T00 | 32 | 6 | 17370-419-700 | 77 | 16 | | | | 32000 | | | 37600-K0W-N12 | 50 | 6 |
| 11114-KWN-900 | 44 | 3 | 14711-KZY-700 | 31 | 7 | 17510-K97-N00 | 76 | 4 | 21000 | | | 32100-K0W-T01 | 85 | 6 | 37601-K0W-N11 | 50 | 7 |
| 11116-KZR-600 | 44 | 4 | 14721-KZY-700 | 31 | 8 | 17517-GGL-J00 | 76 | 5 | 21200-K0W-N00 | 43 | 1 | 32104-K0W-N00 | 85 | 7 | 37602-K0W-N11 | 50 | 8 |
| 11117-KWN-901 | 44 | 5 | 14751-KZR-601 | 31 | 9 | 17518-GHB-602 | 76 | 6 | 21395-K97-T01 | 43 | 2 | 32105-K0W-N00 | 85 | 8 | 37603-K0W-N02 | 50 | 9 |
| 11200-K0W-N00 | 45 | 2 | 14771-KWN-900 | 31 | 10 | 17525-K0W-N00 | 76 | 7 | 21651-K0W-N00 | 43 | 3 | 32107-K97-N00 | 85 | 9 | 37700-K12-V01 | 45 | 10 |
| 11203-K35-J00 | 45 | 3 | 14775-KZR-600 | 31 | 11 | 17527-K35-V00 | 76 | 8 | | | | 32112-K97-T00 | 45 | 9 | 37700-K97-N01 | 45 | 10 |
| | 73 | 1 | 14781-MA6-000 | 31 | 12 | 17565-K01-900 | 48 | 11 | 22000 | | | 32146-SH3-003 | 85 | 10 | 37800-K97-T01 | 76 | 13 |
| 11203-KVB-901 | 45 | 3 | | | | 17570-K97-T01 | 76 | 9 | | | | 32605-KCW-J91 | 85 | 11 | 37870-KZR-601 | 29 | 15 |
| | 73 | 1 | 15000 | | | 17572-GHB-601 | 76 | 10 | 22011-KWN-900 | 40 | 1 | 32606-GEV-761 | 85 | 12 | | | |
| 11205-GBC-300 | 44 | 6 | 15010-KWN-900 | 36 | 1 | 17620-K0W-N01 | 76 | 11 | 22100-K1N-V00 | 41 | 1 | 32961-K29-910 | 44 | 10 | 38000 | | |
| | 45 | 4 | 15133-KWN-900 | 36 | 2 | 17632-383-832 | 76 | 12 | 22102-K97-T01 | 40 | 2 | | | | 38120-K0W-H11 | 85 | 20 |
| 11341-K0W-N01 | 37 | 1 | 15421-107-000 | 45 | 7 | 17910-K0W-N01 | 52 | 1 | 22105-K97-T00 | 40 | 3 | 33000 | | | 38235-SNA-A01 | 85 | 21 |
| 11343-KVG-900 | 45 | 5 | 15421-KPL-900 | 45 | 7 | 17912-K97-T00 | 52 | 2 | 22110-K97-T00 | 40 | 4 | 33100-K0W-A11 | 49 | 1 | 38255-K97-A11 | 85 | 22 |
| 11350-K0W-N00 | 37 | 2 | 15426-KVB-900 | 45 | 8 | 17913-K35-V00 | 52 | 3 | 22123-K97-B00 | 40 | 5 | 33400-K0W-H11 | 81 | 1 | 38301-MKJ-D01 | 85 | 23 |
| 11361-KWN-901 | 44 | 7 | 15651-K0W-N00 | 44 | 9 | 17920-K0W-N01 | 52 | 4 | 22131-KWN-900 | 40 | 6 | 33412-KZZ-J00 | 81 | 2 | 38306-KK4-000 | 86 | 24 |
| 11363-KWN-900 | 44 | 8 | | | | 18000 | | | 22350-GFM-900 | 41 | 2 | 33415-KZZ-J00 | 81 | 3 | 38501-KVZ-631 | 86 | 25 |
| 11395-K97-T01 | 37 | 3 | 16000 | | | 18291-GE2-921 | 78 | 1 | 22350-K97-T01 | 41 | 2 | 33450-K0W-H11 | 81 | 4 | 38502-KWN-901 | 86 | 26 |
| | | | 16006-K35-V01 | 48 | 1 | 18293-KSB-900 | 78 | 2 | 22350-KVB-900 | 41 | 2 | 33452-KZZ-J00 | 81 | 5 | 38520-K0W-N11 | 71 | 1 |
| 12010-K36-T00 | 29 | 1 | 16075-K36-J01 | 48 | 2 | 18293-MCA-A20 | 78 | 3 | 22401-K0W-N01 | 41 | 4 | 33600-K59-M01 | 81 | 6 | 38720-K0W-T01 | 86 | 27 |
| 12100-K36-T00 | 33 | 1 | 16076-K35-V01 | 48 | 3 | 18300-K0W-T00 | 78 | 4 | 22535-KTF-980 | 41 | 5 | 33619-459-840 | 78 | 11 | 39000 | | |
| 12191-K97-T01 | 33 | 2 | 16077-K35-V01 | 48 | 4 | 18316-KVB-900 | 78 | 5 | 22804-148-000 | 41 | 6 | 33650-K59-M01 | 81 | 7 | 39214-HAC-000 | 86 | 28 |
| 12204-KWN-P00 | 29 | 2 | 16169-K46-N21 | 48 | 5 | 18318-K0W-N00 | 78 | 6 | | | | 33701-K0W-N01 | 82 | 1 | 39602-K41-N21 | 86 | 29 |
| 12206-K66-V00 | 38 | 1 | 16222-MV4-300 | 29 | 4 | 18345-K15-920 | 78 | 7 | 23000 | | | 33720-K0W-N01 | 82 | 2 | 39624-K41-N21 | 86 | 30 |
| 12207-KWN-900 | 38 | 2 | 16400-K97-T01 | 48 | 6 | 18345-MBT-610 | 78 | 8 | 23100-K97-T01 | 41 | 7 | 33741-KTG-U01 | 58 | 1 | | | |
| 12209-GB4-681 | 31 | 1 | 16400-K97-T01 | 48 | 6 | 18358-K0W-N00 | 78 | 9 | 23205-K97-T00 | 41 | 8 | 33741-MS6-921 | 83 | 2 | 42000 | | |
| 12251-K97-T01 | 29 | 3 | 16410-K97-T01 | 48 | 7 | 18359-K0W-T00 | 78 | 10 | 23224-K97-T00 | 41 | 9 | | | | 42311-KSV-J00 | 73 | 2 |
| 12310-K97-T00 | 28 | 1 | 16430-K97-T01 | 48 | 8 | | | | 23225-KSY-900 | 41 | 10 | 35000 | | | 42312-K0W-N00 | 73 | 3 |
| 12361-035-000 | 45 | 6 | 16450-K59-A71 | 48 | 9 | 19000 | | | 23226-KVB-900 | 41 | 11 | 35100-K97-T01 | 85 | 13 | 42313-K0W-N00 | 73 | 4 |
| 12391-K01-900 | 28 | 2 | 16472-KPC-D50 | 48 | 10 | 19037-K27-V51 | 38 | 3 | 23233-K36-J00 | 41 | 12 | 35101-K97-T01 | 85 | 14 | 42650-K0W-M10ZA | 73 | 5 |
| | | | 16700-K97-T01 | 76 | 1 | 19049-K27-V51 | 38 | 4 | 23237-K35-V00 | 41 | 13 | 35121-K0W-M10 | 85 | 15 | 42711-K0W-N01 | 73 | 6 |
| 13000 | | | 16706-GGL-J01 | 76 | 2 | 19051-K27-V51 | 38 | 5 | 23238-KVB-900 | 41 | 14 | 35141-K0W-M10 | 85 | 16 | 42753-KWF-901 | 71 | 2 |
| | | | 16707-K12-901 | 76 | 3 | 19052-K27-V51 | 38 | 6 | 23411-K97-T01 | 43 | 4 | 35160-K0W-N01 | 52 | 5 | | | |
| 13000-K97-N00 | 47 | 1 | 17000 | | | 19055-K27-V51 | 38 | 7 | 23421-K97-T01 | 43 | 5 | 35191-K53-D01 | 85 | 17 | 43000 | | |
| 13011-K97-305 | 47 | 2 | 17111-K97-U00 | 29 | 5 | 19100-K97-T00 | 38 | 8 | 23422-K97-T01 | 43 | 6 | 35193-K35-V32 | 85 | 18 | 43107-K40-F11 | 72 | 3 |
| 13021-K97-305 | 47 | 2 | 17112-KZY-700 | 29 | 6 | 19109-GET-003 | 38 | 9 | 23430-K0W-N00 | 43 | 7 | 35194-K35-V31 | 85 | 19 | 43110-KSV-J01 | 72 | 4 |
| 13031-K97-305 | 47 | 2 | 17115-K77-V00 | 29 | 7 | 19109-KBP-900 | 88 | 1 | 28000 | | | 35200-K0W-N01 | 52 | 6 | 43150-K0W-N01 | 72 | 5 |
| 13101-K97-T00 | 47 | 3 | 17119-K97-T00 | 29 | 7 | 19111-K97-T00 | 88 | 2 | 28333-300-000 | 65 | 1 | 35340-K40-F01 | 54 | 1 | 43156-K0W-N00 | 55 | 1 |
| 13102-K97-P00 | 47 | 3 | 17119-KZY-700 | 29 | 8 | 19118-K0W-N00 | 88 | 3 | 30000 | | | 35340-MGS-D31 | 53 | 1 | 43157-K0W-N00 | 55 | 2 |
| 13103-K97-P00 | 47 | 3 | 17120-K97-T00 | 29 | 9 | 19150-K0W-N00 | 38 | 10 | 30400-K0W-M11 | 85 | 1 | 35341-K97-N00 | 54 | 2 | 43158-K0W-N00 | 55 | 3 |
| 13111-K78-V00 | 47 | 4 | 17208-GFM-970 | 77 | 1 | 19152-K12-900 | 38 | 11 | 30401-K35-V00 | 85 | 2 | 35700-K97-T01 | 79 | 1 | 43234-S04-003 | 72 | 6 |
| 13115-KZY-700 | 47 | 5 | 17210-K97-N00 | 77 | 2 | 19210-K66-V00 | 34 | 1 | | | | | | | 43235-HP1-006 | 72 | 7 |
| | | | 17213-K97-T00 | 77 | 3 | 19220-KWN-901 | 34 | 2 | | | | | | | | | |
| | | | 17214-K97-T00 | 77 | 4 | 19226-KWN-900 | 34 | 3 | | | | | | | | | |
| | | | 17215-K0W-N00 | 77 | 5 | 19300-K35-V01 | 34 | 4 | | | | | | | | | |

PART NO. INDEX

| Part Number | Page | Ref. | Part Number | Page | Ref. | Part Number | Page | Ref. | Part Number | Page | Ref. | Part Number | Page | Ref. | Part Number | Page | Ref. |
|-----------------|------|------|-----------------|------|------|-----------------|------|------|-----------------|------|------|-----------------|------|------|---------------|------|------|
| 43240-KSV-J01 | 72 | 8 | 50186-KOW-N00ZA | 83 | 3 | 53140-KOW-N00 | 52 | 7 | 81140-KOW-N00ZF | 61 | 9 | 87504-K59-H00 | 90 | 4 | | | |
| 43251-KOW-N01 | 73 | 8 | 50301-KRS-830 | 57 | 1 | 53166-KWN-900 | 52 | 8 | 81140-KOW-N00ZG | 61 | 9 | 87505-KOW-H10 | 90 | 5 | | | |
| 43311-KOW-N11 | 54 | 3 | 50302-KRS-830 | 57 | 2 | 53175-KYT-922 | 53 | 15 | 81141-KOW-N00ZB | 61 | 10 | 87506-KGH-970 | 90 | 6 | | | |
| 43312-KOW-N10 | 55 | 4 | 50306-GN5-900 | 57 | 3 | 53178-KOW-N01 | 54 | 12 | 81142-K01-901 | 61 | 11 | 87509-KWP-900 | 90 | 7 | | | |
| 43313-KOW-N01 | 55 | 5 | 50311-KOW-N00 | 87 | 2 | 53206-KOW-N00 | 56 | 6 | 81144-K97-N00 | 61 | 12 | 87514-K26-C30 | 90 | 8 | | | |
| 43352-568-003 | 70 | 3 | 50312-KOW-N00 | 87 | 3 | 53210-K93-T01 | 57 | 4 | 81202-KWF-900 | 75 | 16 | 87560-KVB-860 | 90 | 9 | | | |
| | 72 | 9 | 50313-K97-T00 | 87 | 4 | 53211-KRS-830 | 57 | 5 | 81218-KFG-900 | 90 | 1 | | | | | | |
| 43353-461-771 | 70 | 4 | 50315-K97-T00 | 87 | 5 | 53212-KRS-830 | 57 | 6 | 81219-GFM-960ZA | 90 | 2 | 88000 | | | | | |
| | 72 | 10 | 50316-KOW-N00 | 87 | 6 | 53214-GN5-900 | 57 | 7 | 81250-KOW-N00 | 68 | 2 | | | | | | |
| 43510-KOW-N11 | 54 | 4 | 50316-K97-J10 | 55 | 6 | 53215-GN5-900 | 57 | 8 | 81265-KOW-N00 | 68 | 3 | 88115-KWN-980 | 51 | 1 | | | |
| | | | 50330-K97-N11 | 87 | 7 | 53215-K93-T01 | 57 | 9 | 81293-K97-T00 | 61 | 13 | 88210-KOW-T01 | 51 | 2 | | | |
| 44000 | | | 50350-KOW-N00 | 87 | 8 | 53219-KOW-M10 | 57 | 10 | 81321-K97-T00 | 68 | 4 | 88220-KOW-T01 | 51 | 3 | | | |
| | | | 50352-K35-V00 | 87 | 9 | 53220-GN5-850 | 57 | 11 | | 84 | 3 | | | | | | |
| 44301-KOW-N00 | 71 | 3 | 50500-KOW-N00 | 79 | 2 | 53250-KOW-N00 | 56 | 7 | 81322-K97-T00 | 68 | 5 | 89000 | | | | | |
| 44311-KWN-900 | 71 | 4 | 50503-K97-N00 | 79 | 3 | | | | 81324-K97-T00 | 84 | 4 | | | | | | |
| 44515-K26-C10 | 71 | 5 | 50505-GR1-710 | 79 | 4 | 57000 | | | 81325-K97-N00 | 84 | 5 | 89102-538-000 | 89 | 3 | | | |
| 44620-KOW-N00 | 71 | 6 | 50520-KVB-900 | 79 | 5 | 57110-KOW-N11 | 55 | 7 | 81330-K97-N00 | 84 | 6 | 89103-538-000 | 89 | 4 | | | |
| 44650-KOW-M10ZA | 71 | 7 | 50530-KOW-N00 | 79 | 6 | | | | | | | 89211-KWW-640 | 89 | 5 | | | |
| 44711-KOW-N01 | 71 | 8 | 50535-KW7-900 | 79 | 7 | 61000 | | | 83000 | | | 89216-KPP-900 | 89 | 6 | | | |
| | | | 50622-KOW-N00 | 87 | 10 | | | | 77210-K97-T00 | 75 | 3 | 89219-KGH-900 | 89 | 7 | | | |
| 45000 | | | 50638-K97-T00 | 65 | 2 | 61000-KOW-M10ZA | 58 | 2 | 77213-K97-T00 | 75 | 4 | | | | | | |
| | | | 50718-KOW-N00 | 65 | 3 | 61000-KOW-M10ZB | 58 | 2 | 77215-K97-T00 | 75 | 5 | 90000 | | | | | |
| 45107-GE2-006 | 70 | 5 | 50719-KOW-N00 | 65 | 4 | 61100-KOW-M10ZB | 58 | 2 | 77216-K97-T00 | 75 | 6 | 83550-KOW-N00ZF | 66 | 9 | | | |
| 45108-KPH-951 | 70 | 6 | 50730-KOW-N00 | 65 | 5 | 61104-KOW-J00 | 58 | 3 | 77217-K97-T00 | 75 | 7 | 83551-376-000 | 87 | 12 | 90001-KWR-000 | 35 | 3 |
| 45111-MAJ-G41 | 70 | 7 | 50740-KOW-N00 | 65 | 6 | 61105-KOW-J00 | 58 | 4 | 77218-K97-T00 | 75 | 8 | 83551-GE2-000 | 83 | 11 | | | |
| 45126-KOW-N11 | 53 | 2 | | | | 61112-K0B-T00 | 58 | 5 | 77219-K97-T00 | 75 | 9 | 83600-KOW-N00ZB | 66 | 10 | 90001-MFE-670 | 49 | 2 |
| 45127-KOW-N11 | 53 | 3 | 51000 | | | 61112-K97-T00 | 58 | 6 | 77230-K35-V00 | 75 | 10 | 83650-KOW-M10ZA | 67 | 11 | | | |
| 45131-GZ0-006 | 70 | 8 | | | | 61304-415-000 | 87 | 11 | 77234-K35-V00 | 75 | 11 | | | | 90002-KWB-600 | 31 | 13 |
| 45132-166-016 | 70 | 9 | 51400-KOW-J01 | 69 | 1 | | | | 77234-KRJ-900 | 66 | 8 | 83650-KOW-N00ZF | 66 | 11 | 90003-KWN-900 | 36 | 3 |
| 45133-MA3-006 | 70 | 10 | 51401-KOW-N01 | 69 | 2 | 64000 | | | 77236-KEA-000 | 89 | 2 | 83700-KOW-N00ZB | 67 | 12 | 90003-MY5-720 | 51 | 4 |
| | 72 | 11 | 51410-K97-T01 | 69 | 3 | | | | 77240-KOW-N01 | 75 | 12 | 83760-KOW-N00ZA | 83 | 12 | 90004-GHB-660 | 38 | 19 |
| 45150-K97-N11 | 70 | 11 | 51412-GC4-003 | 69 | 4 | 64100-KOW-N20ZA | 59 | 1 | 77330-KOW-N00ZA | 75 | 13 | | | | 90004-KGF-910 | 29 | 16 |
| 45156-K97-J10 | 53 | 4 | 51412-KK4-003 | 69 | 5 | 64305-KOW-M10ZA | 66 | 1 | 77340-KOW-N00ZA | 75 | 14 | 84000 | | | 90005-KY7-000 | 32 | 7 |
| 45157-K97-J10 | 53 | 5 | 51420-KOW-J01 | 69 | 6 | 64306-KOW-M10ZA | 66 | 2 | | | | 84601-HA7-670 | 38 | 18 | 90005-MEJ-000 | 29 | 17 |
| 45158-KOW-N10 | 53 | 6 | 51432-KM7-910 | 69 | 7 | 64311-KOW-N00ZB | 63 | 1 | 80000 | | | | | | 90012-KWB-600 | 31 | 14 |
| 45190-K97-J11 | 70 | 12 | 51437-GS3-003 | 69 | 8 | 64321-KOW-N00ZB | 63 | 2 | | | | | | | 90031-KWN-900 | 44 | 11 |
| 45215-KPH-951 | 70 | 13 | 51454-KWN-711 | 69 | 9 | 64325-KOW-N00 | 63 | 3 | 80101-KOW-N00 | 83 | 4 | 86000 | | | 90032-KWN-900 | 45 | 12 |
| 45216-166-006 | 70 | 14 | 51456-355-003 | 69 | 10 | 64326-KOW-N00 | 63 | 4 | 80102-KOW-N00 | 83 | 5 | | | | 90036-KZR-600 | 44 | 12 |
| 45351-KOW-N01 | 71 | 9 | 51470-KOW-N01 | 69 | 11 | 64336-KOW-N00ZP | 59 | 2 | 80103-KOW-N00 | 83 | 6 | 86101-K41-N00ZA | 91 | 1 | 90083-KVB-900 | 31 | 15 |
| 45504-410-003 | 53 | 7 | 51490-KRM-852 | 69 | 12 | | | | 80105-K97-T00 | 83 | 7 | 86103-KOW-N20ZA | 91 | 2 | 90101-K29-900 | 83 | 13 |
| | 54 | 5 | 51500-KOW-J01 | 69 | 13 | 64336-KOW-N00ZR | 59 | 2 | 80106-KOW-N00 | 83 | 8 | 86150-GFC-890 | 56 | 8 | 90101-K97-T00 | 57 | 12 |
| 45510-K97-N01 | 53 | 8 | 51520-KOW-J01 | 69 | 14 | 64337-KOW-N00ZB | 59 | 3 | 80107-KOW-N00 | 83 | 9 | 86150-GFC-901 | 56 | 8 | 90101-KVY-900 | 58 | 7 |
| 45512-MA6-006 | 53 | 9 | | | | 64350-KOW-N00ZK | 66 | 1 | 80108-K45-N40 | 77 | 17 | 86150-GFC-902 | 56 | 8 | 90101-KWN-900 | 53 | 16 |
| | 54 | 6 | 52000 | | | 64360-KOW-N00ZK | 66 | 2 | | | | 86150-KYS-940 | 56 | 8 | | | |
| 45513-HA2-006 | 53 | 10 | | | | 64400-KOW-M10ZA | 59 | 4 | 80108-KZR-600 | 83 | 10 | 86170-KZR-600 | 91 | 3 | 90101-KY6-008 | 50 | 10 |
| | 54 | 7 | 52100-KOW-N00 | 73 | 9 | 64405-KOW-N00ZB | 66 | 3 | 80123-GN5-900 | 75 | 15 | 86611-KOW-M10ZA | 91 | 4 | 90032-KWN-900 | 45 | 12 |
| 45517-166-006 | 53 | 11 | 52400-KOW-N01 | 80 | 1 | 64410-KOW-N00ZB | 66 | 4 | 80525-TBA-A01 | 86 | 32 | 86611-KOW-M10ZB | 91 | 4 | 90103-KZR-600 | 44 | 12 |
| | 54 | 8 | 52486-KBW-901 | 80 | 2 | 64431-KOW-N00ZE | 63 | 5 | | | | 86641-KOW-M10ZA | 91 | 5 | 90103-MCS-G00 | 55 | 8 |
| 45520-MG7-006 | 53 | 12 | 52489-399-601 | 80 | 3 | 64431-KOW-N00ZF | 63 | 5 | 81000 | | | 86642-KOW-M10ZA | 91 | 6 | 90104-K53-D01 | 86 | 33 |
| | 54 | 9 | 52497-MEE-003 | 80 | 4 | 64432-KOW-N00ZE | 63 | 6 | | | | 86643-KOW-M10ZA | 91 | 7 | 90105-K77-V10 | 71 | 10 |
| 45521-HA2-006 | 53 | 13 | 52500-KOW-N01 | 80 | 5 | 64432-KOW-N00ZF | 63 | 6 | 81130-KOW-N00ZB | 61 | 1 | 86644-KOW-M10ZA | 91 | 8 | 90105-KGH-900 | 73 | 10 |
| | 54 | 10 | | | | 64434-KOW-N00ZB | 63 | 7 | 81131-KOW-N00ZB | 61 | 2 | 86644-KOW-M10ZA | 91 | 8 | 90105-KVY-900 | 87 | 13 |
| 45530-471-831 | 53 | 14 | 53000 | | | 64435-K35-V00ZD | 63 | 8 | 81132-KOW-N00 | 61 | 3 | 86831-KOW-M10ZA | 91 | 9 | 90105-KZZ-900 | 71 | 11 |
| 45530-K03-M61 | 54 | 11 | | | | 64440-K35-V00 | 66 | 5 | 81133-KOW-N00 | 61 | 4 | 86832-KOW-M10ZA | 91 | 10 | 90106-GCC-C50 | 87 | 14 |
| 45530-KVS-M21 | 54 | 11 | 53100-KOW-N00ZA | 56 | 1 | 64450-KOW-N01 | 66 | 6 | 81133-KOW-N00 | 61 | 4 | 86833-KOW-M10ZA | 91 | 11 | 90106-MM9-000 | 88 | 4 |
| | | | 53101-KOW-N00 | 56 | 2 | 64455-K97-N01 | 66 | 7 | 81136-KOW-N00 | 61 | 5 | 86835-KOW-N10ZA | 91 | 12 | 90107-K26-900 | 78 | 12 |
| 50000 | | | 53110-KOW-N00 | 56 | 3 | 64500-KOW-M10ZA | 59 | 5 | 81137-KOW-N00ZB | 61 | 6 | | | | 90107-KTW-900 | 68 | 6 |
| | | | 53130-KOW-N00ZA | 56 | 4 | | | | 81138-KOW-N00ZB | 61 | 7 | 87000 | | | 90107-KVB-900 | 86 | 34 |
| 50100-KOW-N00 | 87 | 1 | 53131-KOW-N00ZA | 56 | 5 | 64501-KOW-N01ZR | 59 | 4 | 81139-KOW-N00ZF | 61 | 8 | | | | 90108-MK6-670 | 79 | 8 |
| | | | | | | | | | 81139-KOW-N00ZG | 61 | 8 | 87503-KVB-860 | 90 | 3 | 90111-162-000 | 63 | 12 |



PART NAME INDEX

| Part name | Page | Ref. | Part name | Page | Ref. | Part name | Page | Ref. |
|---------------------------------------|------|------|--------------------------------|------|------|---------------------------------|------|------|
| [A] | | | BOLT, BRAKE DISK, 8X24 | 73 | 10 | BOLT, FLANGE, 6X95 | 30 | 27 |
| ARM COMP., EX. VALVE ROCKER ... | 31 | 5 | BOLT, DISK, 6X17 | 71 | 11 | BOLT, FLANGE, 8X16 | 86 | 43 |
| ARM COMP., IN. VALVE ROCKER ... | 31 | 4 | BOLT, DRAIN | 38 | 20 | BOLT, FLANGE, 8X26 | 72 | 8 |
| ARM, L. PILLION STEP | 65 | 6 | BOLT, DRAIN PLUG, 12X15 | 44 | 13 | BOLT, FLANGE, 8X28 | 70 | 15 |
| ARM, R. PILLION STEP | 65 | 5 | BOLT, FLANGE SOCKET, 6X22 | 53 | 16 | BOLT, FLANGE, 8X30 | 80 | 8 |
| AXLE, FR. WHEEL | 71 | 3 | | 54 | 13 | BOLT, FLANGE, 8X40 | 72 | 12 |
| | | | BOLT, FLANGE, 10X238 | 87 | 14 | BOLT, FLANGE, 8X45 | 43 | 19 |
| | | | BOLT, FLANGE, 10X270 | 87 | 13 | BOLT, FLANGE, 8X55 | 43 | 20 |
| [B] | | | BOLT, FLANGE, 10X40 | 57 | 12 | BOLT, FLANGE, 8X70 | 87 | 21 |
| BAG, TOOL, 160MM | 89 | 7 | | 74 | 17 | BOLT, FR. FENDER FIXING | 88 | 4 |
| BALL ASSY., STEERING | 57 | 4 | BOLT, FLANGE, 10X50 | 56 | 9 | BOLT, HANDLE LEVER PIVOT | 53 | 17 |
| | | | BOLT, FLANGE, 10X65 | 78 | 17 | | 54 | 14 |
| | | | BOLT, FLANGE, 5X12 | 31 | 13 | BOLT, HEX., 6X20 | 86 | 38 |
| BALL, STEEL, #8 | 65 | 9 | BOLT, FLANGE, 6MM | 63 | 12 | BOLT, OIL, 10X22 | 53 | 18 |
| BAND B2, BATTERY | 84 | 11 | | 83 | 14 | | 54 | 15 |
| BAND, CONNECTING TUBE | 77 | 13 | | 84 | 7 | | 55 | 9 |
| BAND, INSULATOR | 29 | 11 | BOLT, FLANGE, 6X12 | 87 | 15 | BOLT, PIN | 70 | 8 |
| BAND, TOOL | 75 | 15 | | 53 | 24 | BOLT, RADIATOR DISTANCE | 44 | 12 |
| BAND, WIRE, 165MM | 35 | 5 | | 54 | 21 | BOLT, RECESSED, 5X22 | 29 | 17 |
| BAR COMP., SIDE STAND | 79 | 6 | | 55 | 8 | BOLT, SETTING, 6X16 | 58 | 7 |
| BASE, STATOR | 44 | 7 | | | 12 | BOLT, SIDE STAND PIVOT | 79 | 8 |
| BATTERY | 84 | 1 | | | 10 | BOLT, SOCKET KNOCK, 5MM | 31 | 15 |
| | 86 | 31 | | | 21 | BOLT, SOCKET, 6X18 | 35 | 3 |
| BEARING COMP. | 37 | 8 | | | 18 | | 45 | 11 |
| BEARING, NEEDLE, 20X29X18 | 41 | 18 | | | 83 | | 83 | 13 |
| BEARING, RADIAL BALL | 71 | 14 | | | 86 | BOLT, SOCKET, 6X25 | 35 | 7 |
| BEARING, RADIAL BALL SPECIAL, 6207 | 45 | 13 | BOLT, FLANGE, 6X130 | 44 | 22 | BOLT, SOCKET, 8X27 | 69 | 15 |
| BEARING, RADIAL BALL, 6205-2NSG | 43 | 11 | BOLT, FLANGE, 6X14 | 30 | 25 | BOLT, SOCKET, 8X28 | 56 | 17 |
| BEARING, RADIAL BALL, 6004 | 45 | 16 | | 33 | 6 | BOLT, SPECIAL, 6MM | 86 | 34 |
| BEARING, RADIAL BALL, 6201 | 43 | 12 | | 78 | 16 | BOLT, SPECIAL, 6X16 | 49 | 2 |
| BEARING, RADIAL BALL, 6202 | 43 | 10 | BOLT, FLANGE, 6X16 | 86 | 41 | | 59 | 9 |
| BEARING, RADIAL BALL, 6203UU .. | 73 | 13 | | 86 | 41 | | 78 | 12 |
| BEARING, RADIAL BALL, 6203UU L | 73 | 13 | | 34 | 12 | | 79 | 9 |
| BEARING, RADIAL BALL, 6204 | 45 | 14 | | 39 | 27 | BOLT, SPECIAL, 6X23.5 | 36 | 3 |
| BEARING, RADIAL BALL, 6301 | 45 | 15 | | | 28 | BOLT, SPECIAL, M6 | 68 | 6 |
| BEARING, RADIAL BALL, 6902U ... | 41 | 19 | | 44 | 23 | BOLT, STUD, 7X17 | 29 | 16 |
| | 42 | 19 | | 46 | 22 | BOLT, TORX, 5X10 | 71 | 12 |
| | 41 | 7 | | 52 | 11 | BOOT B | 70 | 10 |
| BELT, DRIVE | 41 | 7 | | 86 | 42 | | 72 | 11 |
| BODY ASSY., THROTTLE | 48 | 6 | BOLT, FLANGE, 6X18 | 87 | 20 | BOOT COMP. | 53 | 7 |
| BODY COMP., FRAME | 87 | 1 | | 37 | 10 | | 54 | 5 |
| BODY SET | 48 | 7 | | 71 | 10 | BOOT, PIN BUSH | 70 | 9 |
| BOLT-WASHER, 5X25 | 81 | 8 | BOLT, FLANGE, 6X20 | 48 | 17 | BOSS, DRIVE FACE | 40 | 3 |
| BOLT-WASHER, 6X12 | 29 | 21 | BOLT, FLANGE, 6X22 | 28 | 3 | BOX ASSY., BATTERY | 84 | 6 |
| | 49 | 4 | | 32 | 9 | BOX ASSY., INDICATOR | 50 | 6 |
| | 62 | 17 | | 34 | 10 | BOX, LUGGAGE | 68 | 2 |
| | 64 | 19 | | 38 | 19 | BRACKET COMP., RR. | 72 | 4 |
| | 68 | 9 | BOLT, FLANGE, 6X25 | 48 | 16 | BRACKET SUB ASSY., FR. CALIPER | 70 | 12 |
| | 82 | 5 | BOLT, FLANGE, 6X28 | 44 | 19 | BRACKET, RR. FENDER | 83 | 3 |
| | 83 | 19 | BOLT, FLANGE, 6X35 | 37 | 11 | BUSH, ENGINE HANGER RUBBER | 44 | 2 |
| | 87 | 18 | BOLT, FLANGE, 6X40 | 77 | 25 | | 45 | 1 |
| BOLT-WASHER, 6X14 | 83 | 20 | | 30 | 26 | BUSH, MAIN STAND | 44 | 6 |
| BOLT-WASHER, 6X25 | 38 | 24 | | 34 | 11 | | 45 | 4 |
| BOLT-WASHER, 8X16 | 76 | 15 | | 37 | 12 | BUSH, RR. CUSHION UNDER RUBBER | 45 | 3 |
| BOLT-WASHER, 8X25 | 75 | 17 | BOLT, FLANGE, 6X65 | 37 | 13 | | 73 | 1 |
| BOLT A, STUD, 8X200.5 | 44 | 11 | | 44 | 20 | BUSH, UPPER RUBBER | 80 | 3 |
| BOLT B, STUD, 8X206 | 45 | 12 | BOLT, FLANGE, 6X8 | 78 | 18 | BUZZER ASSY. | 86 | 27 |
| BOLT, ADAPTER, 10MM | 51 | 4 | BOLT, FLANGE, 6X80 | 30 | 28 | | | |
| | | | | 44 | 21 | | | |

PART NAME INDEX

| Part name | Page | Ref. | Part name | Page | Ref. | Part name | Page | Ref. |
|---------------------------------|------|------|--------------------------------|------|------|---------------------------------|------|------|
| [C] | | | CLIP, BUMPER SEAL | 76 | 14 | COVER SET, R. BODY | 66 | 9 |
| CABLE COMP. A, THROTTLE | 52 | 1 | CLIP, COUPLER | 83 | 15 | COVER SET, R. CENTER SIDE | 66 | 1 |
| CABLE COMP. B, THROTTLE | 52 | 4 | CLIP, HOSE | 86 | 36 | COVER SET, R. FR. SIDE | 59 | 4 |
| CABLE COMP., FUEL LID | 66 | 7 | CLIP, PISTON PIN, 14MM | 38 | 21 | COVER SUB ASSY., AIR CLEANER .. | 77 | 10 |
| CABLE COMP., SEAT LOCK | 75 | 12 | CLIP, SNAP FITTING | 47 | 5 | COVER, ACCESSORY SOCKET | 85 | 9 |
| CALIPER SUB ASSY., L. FR. | 70 | 11 | CLIP, TUBE | 60 | 16 | COVER, AIR CLEANER DUCT | 77 | 9 |
| CALIPER SUB ASSY., RR. | 72 | 5 | | 62 | 16 | COVER, BATTERY | 68 | 5 |
| CAMSHAFT COMP. | 31 | 2 | | 43 | 17 | COVER, CABLE | 85 | 17 |
| CAP ASSY. | 86 | 29 | | 46 | 21 | COVER, CENTER | 66 | 4 |
| CAP ASSY., NOISE SUPPRESSOR ... | 85 | 5 | | 77 | 21 | COVER, DUST | 72 | 6 |
| CAP COMP., FUEL FILLER | 76 | 11 | CLIP, WIRE HARNESS | 52 | 9 | COVER, ENGINE CONTROL UNIT | 85 | 2 |
| CAP COMP., RADIATOR | 38 | 3 | | 86 | 37 | COVER, FR. CENTER | 59 | 6 |
| CAP, BLEEDER | 70 | 4 | COIL COMP., IGNITION | 88 | 5 | COVER, FR. LOWER | 59 | 7 |
| | 72 | 10 | COLLAR | 6 | 6 | COVER, FR. UPPER | 59 | 2 |
| CAP, DUMMY | 85 | 11 | | 52 | 9 | COVER, HANDLE RR. | 56 | 6 |
| | | 12 | COLLAR A, HANDLE SETTING | 86 | 37 | COVER, HINGE | 61 | 4 |
| CAP, LOCK NUT | 51 | 1 | COLLAR B, HANDLE SETTING | 85 | 3 | COVER, INDICATOR | 59 | 3 |
| CAP, MASTER CYLINDER | 53 | 10 | COLLAR B, RR. WHEEL SIDE | 37 | 4 | COVER, INNER | 61 | 2 |
| | 54 | 7 | COLLAR COMP., FR. | 38 | 13 | COVER, L. BODY LOWER | 63 | 11 |
| CAP, RESERVE TANK | 88 | 1 | COLLAR, AIR CLEANER SETTING .. | 83 | 1 | COVER, L. BODY SIDE | 67 | 12 |
| CAP, SOCKET BOLT, 8MM | 56 | 15 | COLLAR, CARRIER | 56 | 12 | COVER, L. CENTER SIDE | 66 | 2 |
| CAP, TAIL | 78 | 10 | COLLAR, FR. AXLE DISTANCE | 56 | 14 | COVER, L. FLOOR SIDE | 63 | 6 |
| CAP, TAPPET ADJUSTING HOLE | 45 | 6 | COLLAR, FR. FENDER | 73 | 3 | COVER, L. FR. SIDE | 59 | 5 |
| CASE ASSY., UNDER | 50 | 4 | | 87 | 6 | COVER, L. SIDE | 37 | 1 |
| | | 9 | COLLAR, RR. FENDER | 77 | 1 | COVER, RR. FENDER LOWER | 83 | 9 |
| CASE ASSY., UPPER | 50 | 3 | | 75 | 16 | COVER, RR. FENDER UPPER | 83 | 8 |
| | | 8 | COLLAR, FR. WHEEL SIDE | 71 | 6 | COVER, R. BODY LOWER | 63 | 10 |
| CASE COMP., L. FR. BOTTOM | 69 | 14 | COLLAR, MUFLER PROTECTOR | 58 | 5 | COVER, R. BODY SIDE | 66 | 10 |
| CASE COMP., MISSION | 43 | 1 | COLLAR, RR. AXLE | 6 | 6 | COVER, R. CENTER SIDE | 66 | 1 |
| CASE COMP., R. FR. BOTTOM | 69 | 6 | COLLAR, RR. FENDER | 71 | 4 | COVER, R. FLOOR SIDE | 63 | 5 |
| CASE SUB ASSY., AIR CLEANER ... | 77 | 8 | | 78 | 5 | COVER, R. FR. SIDE | 59 | 4 |
| CATCH COMP., SEAT | 75 | 10 | COLLAR, RUBBER BUSH | 73 | 4 | COVER, STOP SWITCH | 54 | 2 |
| CHAIN, CAM | 32 | 1 | COLLAR, SEAL | 77 | 17 | COVER, UNDER | 63 | 9 |
| CIRCLIP | 53 | 20 | COLLAR, SEAT HINGE | 84 | 2 | CRANKCASE COMP., L. | 45 | 2 |
| CIRCLIP, 7MM | 41 | 17 | COLLAR, SPRING | 73 | 2 | CRANKCASE COMP., R. | 44 | 1 |
| CIRCLIP, INTERNAL, 18.8 | 54 | 17 | COLLAR, WINKER | 80 | 2 | CRANKSHAFT COMP. | 47 | 1 |
| CIRCLIP, INTERNAL, 28MM | 42 | 23 | COLLAR, WINKER STAY | 41 | 13 | CUSHION ASSY., L. RR. | 80 | 5 |
| CIRCLIP, INTERNAL, 32MM | 37 | 7 | CONNECTOR, DIODE | 75 | 9 | CUSHION ASSY., R. RR. | 80 | 1 |
| CIRCLIP, INTERNAL, 40MM | 73 | 12 | CONTROL UNIT, ENGINE | 41 | 14 | CYLINDER COMP. | 33 | 1 |
| CLAMPER A, FR. BRAKE HOSE | 53 | 4 | CONTROL UNIT, SMART | 81 | 3 | CYLINDER SET, FR. MASTER | 54 | 11 |
| CLAMPER A, RR. BRAKE HOSE | 55 | 1 | CORD COMP., OXYGEN SENSOR | 78 | 11 | CYLINDER SET, MASTER | 53 | 14 |
| CLAMPER B, FR. BRAKE HOSE | 53 | 5 | COTTER, VALVE | 85 | 10 | | 54 | 11 |
| CLAMPER B, RR. BRAKE HOSE | 55 | 2 | COUPLER, EM MODE | 85 | 1 | CYLINDER SUB ASSY., FR. MASTER | 53 | 8 |
| CLAMPER B, THROTTLE CABLE | 52 | 3 | COVER A, MUFLER | 85 | 16 | CYLINDER SUB ASSY., RR. MASTER | 54 | 4 |
| CLAMPER C, FR. BRAKE HOSE | 53 | 6 | COVER COMP., HANDLE RR. | 29 | 14 | | | |
| CLAMPER C, RR. BRAKE HOSE | 55 | 3 | COVER COMP., HEAD | 31 | 12 | | | |
| CLAMPER, A.C. GENERATOR CORD .. | 44 | 10 | COVER COMP., L. RR. | 89 | 1 | | | |
| CLAMPER, BREATHER TUBE | 29 | 10 | COVER COMP., RADIATOR | 78 | 9 | | | |
| CLAMPER, THROTTLE CABLE | 52 | 2 | COVER COMP., UPPER | 56 | 7 | | | |
| CLAMP, BRAKE PIPE | 55 | 11 | COVER COMP., WATER PUMP | 28 | 1 | DIAPHRAGM | 53 | 12 |
| CLAMP, TUBE | 39 | 26 | COVER SET, L. BODY | 37 | 2 | | 54 | 9 |
| | 77 | 22 | COVER SET, L. CENTER SIDE | 38 | 10 | DISK, FR. BRAKE | 71 | 9 |
| CLAMP, WATER HOSE, 21MM | 38 | 23 | COVER SET, L. FR. SIDE | 38 | 10 | DISK, RR. BRAKE | 73 | 8 |
| CLAMP, WATER HOSE, 24MM | 34 | 7 | COVER SET, RR. CENTER | 85 | 22 | DOWEL PIN, 10X12 | 43 | 16 |
| | 38 | 22 | | 34 | 2 | DOWEL PIN, 10X16 | 29 | 23 |
| CLIP, BUMPER SEAL | 59 | 10 | | 66 | 11 | | 33 | 5 |
| | 63 | 14 | | 67 | 11 | DOWEL PIN, 3X5 | 29 | 24 |
| | | | | 67 | 11 | DOWEL PIN, 8X10 | 34 | 9 |
| | | | | 66 | 2 | | 36 | 4 |
| | | | | 59 | 5 | | 44 | 18 |
| | | | | 83 | 12 | | 37 | 9 |

[D]

| | | |
|------------------------|----|----|
| DIAPHRAGM | 53 | 12 |
| | 54 | 9 |
| DISK, FR. BRAKE | 71 | 9 |
| DISK, RR. BRAKE | 73 | 8 |
| DOWEL PIN, 10X12 | 43 | 16 |
| DOWEL PIN, 10X16 | 29 | 23 |
| | 33 | 5 |
| DOWEL PIN, 3X5 | 29 | 24 |
| DOWEL PIN, 8X10 | 34 | 9 |
| | 36 | 4 |
| | 44 | 18 |
| DOWEL PIN, 8X14 | 37 | 9 |

PART NAME INDEX

| Part name | Page | Ref. | Part name | Page | Ref. | Part name | Page | Ref. |
|-------------------------------|------|------|---------------------------|------|------|--------------------------------|------|------|
| DOWEL PIN, SPECIAL, 6.3X10X30 | 44 | 14 | GEAR, OIL PUMP DRIVEN | 36 | 2 | LABEL, AIR CLEANER ELEMENT | | |
| DRIVER, SCREW | 89 | 3 | GRIP | 89 | 4 | NOTICE | 90 | 7 |
| DUCT COMP., L. COVER | 37 | 5 | GRIP COMP., THROTTLE | 52 | 7 | LABEL, CARGO LIMIT | 90 | 1 |
| DUCT, AIR CLEANER | 77 | 5 | GRIP, L. HANDLE | 52 | 8 | | | 2 |
| DUST SEAL | 69 | 18 | GRIP, L. RR. | 75 | 14 | LABEL, COOLANT INFORMATION | 90 | 3 |
| DUST SEAL, 21X32X5 | 71 | 15 | GRIP, R. RR. | 75 | 13 | LABEL, DRIVE CAUTION | 90 | 9 |
| DUST SEAL, 25X35X6 | 74 | 15 | GROMMET, AIR CLEANER CASE | 83 | 11 | LABEL, RADIATOR CAP | 38 | 7 |
| DUST SEAL, 25X40X5 | 73 | 14 | GROMMET, SIDE COVER | 87 | 12 | LABEL, REPLACEMENT INFORMATION | 90 | 4 |
| DUST SEAL, 34X46X8 | 43 | 14 | GUARD, RR. SPLASH | 68 | 3 | LABEL, TIRE | 90 | 5 |
| DUST SEAL, STEERING HEAD | 57 | 7 | GUIDE, BRAKE HOSE | 87 | 4 | LATCH | 61 | 11 |
| | | | GUIDE, CAM CHAIN | 32 | 6 | LEVER, L. HANDLE | 54 | 12 |
| [E] | | | GUIDE, VALVE | 29 | 2 | LEVER, R. STEERING HANDLE | 53 | 15 |
| ELEMENT COMP., AIR CLEANER | 77 | 2 | | | | LID ASSY., POCKET | 61 | 1 |
| EMBLEM, | 91 | 12 | [H] | | | LID, FUEL | 66 | 3 |
| EMBLEM, PRODUCT | 56 | 8 | HARNESS, WIRE | 85 | 6 | LID, INNER POCKET | 61 | 10 |
| E-RING, 4MM | 75 | 19 | HEAD ASSY., CYLINDER | 29 | 1 | LID, PLUG MAINTENANCE | 63 | 7 |
| E-RING, 6MM | 75 | 20 | HINGE ASSY., FUEL LID | 66 | 6 | LID, RESERVE TANK | 63 | 8 |
| | | | HINGE ASSY., SEAT | 75 | 3 | LID, SMART EMERGENCY | 61 | 6 |
| [F] | | | HOLDER, HANDLE UNDER | 56 | 4 | LIFTER ASSY., TENSIONER | 32 | 3 |
| FACE COMP., MOVABLE DRIVE | 40 | 4 | HOLDER, HANDLE UPPER | 56 | 5 | LIGHT ASSY., FR. COMBINATION | 49 | 1 |
| FACE SET, DRIVEN | 41 | 8 | HOLDER, MASTER CYLINDER | 53 | 11 | LIGHT ASSY., LICENSE | 82 | 2 |
| FACE SET, MOVABLE DRIVEN | 41 | 9 | | | | LINK ASSY., ENGINE HANGER | 87 | 8 |
| FACE, DRIVE | 40 | 2 | HOOK, HELMET | 68 | 1 | LINK ASSY., SCREEN ADJUST | 59 | 8 |
| FAN COMP., COOLING | 38 | 17 | HORN COMP. | 85 | 20 | LINK, SEAT HINGE | 75 | 4 |
| FENDER ASSY. C, RR. TOP | 83 | 7 | HOSE A, WATER | 38 | 14 | LOCK ASSY., FUEL LID | 66 | 5 |
| FENDER A, RR. | 83 | 4 | HOSE B, WATER | 38 | 15 | | | |
| FENDER B, RR. | 83 | 5 | HOSE COMP. A, FR. BRAKE | 53 | 2 | [M] | | |
| FENDER C, RR. | 83 | 6 | HOSE COMP. A, RR. BRAKE | 54 | 3 | MARK, ABS | 91 | 4 |
| FENDER SET, FR. | 58 | 2 | HOSE COMP. B, FR. BRAKE | 53 | 3 | MARK, BATTERY CAUTION | 90 | 6 |
| FILTER SET | 76 | 3 | HOSE COMP. C, RR. BRAKE | 55 | 5 | MARK, BODY COVER | 91 | 11 |
| FLYWHEEL COMP. | 35 | 1 | HOSE COMP., FUEL FEED | 76 | 9 | MARK, ENGINE | 91 | 3 |
| FOB ASSY. | 85 | 15 | HOSE C, WATER | 34 | 6 | MARK, HONDA | 91 | 1 |
| FORK ASSY., L. FR. | 69 | 13 | HOSE, BYPASS | 38 | 16 | | | 2 |
| FORK ASSY., R. FR. | 69 | 1 | HOSE, RESERVE TANK | 88 | 3 | MARK, SHOWA | 80 | 4 |
| FUEL UNIT | 76 | 13 | | | | MAT, L. FLOOR | 63 | 4 |
| FUSE, MINI | 86 | 44 | [I] | | | MAT, R. FLOOR | 63 | 3 |
| | | | INDICATOR COMP. | 50 | 7 | METER ASSY., COMBINATION | 50 | 1 |
| | | | INJECTOR ASSY., FUEL | 48 | 9 | METER COMP., LCD | 50 | 2 |
| | | | INSULATOR, IN. PIPE | 29 | 8 | MIRROR COMP., L. | 51 | 3 |
| FUSE, MINI, 2A | 86 | 28 | INSULATOR, THROTTLE BODY | 29 | 6 | MIRROR COMP., R. | 51 | 2 |
| | | | | | | MODULATOR ASSY. | 55 | 7 |
| [G] | | | [J] | | | MUFFLER COMP., EX. | 78 | 4 |
| GARNISH, LOWER INNER COVER | 61 | 8 | JOINT COMP., INJECTOR | 48 | 11 | | | |
| GARNISH, UPPER INNER COVER | 61 | 9 | JOINT COMP., WATER HOSE | 38 | 1 | [N] | | |
| GASKET, CYLINDER | 33 | 2 | JOINT, BREATHER TUBE | 77 | 15 | NUT, CAP, 7MM | 78 | 14 |
| GASKET, CYLINDER HEAD | 29 | 3 | | | | NUT, CLIP, 5MM | 60 | 17 |
| GASKET, CYLINDER HEAD COVER | 28 | 2 | | | | | 64 | 17 |
| GASKET, EX. PIPE | 78 | 1 | [K] | | | | 67 | 15 |
| GASKET, L. COVER | 37 | 3 | KEY SET, EMERGENCY | 85 | 19 | | 68 | 8 |
| GASKET, STATOR BASE | 44 | 8 | KEY, TOP | 50 | 5 | NUT, CLIP, 6MM | 77 | 18 |
| GASKET, TENSIONER LIFTER | 32 | 5 | KEY, WOODRUFF, 4MM | 47 | 6 | | 84 | 9 |
| GASKET, TRANSMISSION CASE | 43 | 2 | | | | | 84 | 8 |
| GASKET, WATER PUMP COVER | 34 | 3 | | | | | 87 | 17 |
| GAUGE, MISSION OIL LEVEL | 43 | 3 | [L] | | | NUT, FENDER SETTING | 38 | 18 |
| GAUGE, OIL LEVEL | 44 | 9 | LABEL, ABS INFORMATION | 90 | 8 | NUT, FLANGE, 12MM | 35 | 6 |
| GEAR COMP., FINAL | 43 | 7 | | | | NUT, FLANGE, 6MM | 53 | 23 |
| GEAR, COUNTER | 43 | 6 | | | | | 54 | 20 |

PART NAME INDEX

| Part name | Page | Ref. | Part name | Page | Ref. | Part name | Page | Ref. |
|-------------------------------|------|------|------------------------------------|------|------|----------------------------------|------|------|
| NUT, FLANGE, 6MM | 75 | 18 | OUTER, R. INNER COVER | 61 | 7 | RADIATOR ASSY. | 38 | 8 |
| | 76 | 16 | | | | REFLECTOR, FR. REFLEX | 58 | 1 |
| NUT, FR. COVER STAY | 87 | 5 | [P] | | | REFLECTOR, REFLEX | 83 | 2 |
| NUT, HEX., 10MM | 51 | 5 | | | | RELAY ASSY., POWER | 86 | 25 |
| | 80 | 6 | PACKING, FUEL FILLER CAP | 76 | 12 | RELAY COMP., POWER | 86 | 26 |
| NUT, HEX., 12MM | 42 | 22 | PAD SET, FR. BRAKE | 70 | 2 | RELAY COMP., WINKER | 85 | 23 |
| NUT, HEX., 14MM | 40 | 8 | PAD SET, RR. BRAKE | 72 | 1 | RETAINER, FUEL PUMP | 76 | 5 |
| NUT, HEX., 8MM | 29 | 22 | PIECE SET, SLIDE | 40 | 1 | RETAINER, VALVE SPRING | 31 | 10 |
| NUT, SIDE STAND | 79 | 10 | PIECE, OIL LOCK | 69 | 7 | RING SET, PISTON | 47 | 2 |
| NUT, SPECIAL, 28MM | 41 | 15 | PIN B | 72 | 7 | RING, BACK UP | 69 | 5 |
| NUT, SPECIAL, 6X7 | 68 | 4 | PIN, HANGER | 70 | 13 | RING, FR. PULSER | 71 | 5 |
| | 84 | 3 | PIN, INNER POCKET | 61 | 12 | RING, OIL SEAL STOP | 69 | 17 |
| NUT, SPRING, 4MM | 60 | 13 | PIN, LOCK, 5MM | 65 | 8 | RING, PISTON | 69 | 8 |
| | 61 | 15 | PIN, PILLION STEP ARM | 65 | 2 | RING, SEAL | 48 | 10 |
| | 64 | 16 | PIN, PISTON | 47 | 4 | RING, STOPPER | 69 | 10 |
| | 67 | 14 | PIN, ROLLER GUIDE | 41 | 10 | | 70 | 7 |
| | 83 | 18 | PIN, SEAT HINGE | 75 | 5 | RIVET, PUSH, 6MM | 63 | 13 |
| NUT, SPRING, 5MM | 49 | 3 | | | | | 67 | 13 |
| | 82 | 3 | | | | | 68 | 7 |
| NUT, SQUARE, 5MM | 29 | 4 | PIN, SPLIT, 3.0X20 | 79 | 12 | ROLLER SET, WEIGHT | 40 | 5 |
| NUT, STEERING STEM LOCK | 57 | 3 | PIPE B, INLET | 29 | 7 | ROLLER, GUIDE | 41 | 11 |
| NUT, TAPPET ADJUSTING | 31 | 16 | PIPE COMP. B, RR. BRAKE | 55 | 4 | RUBBER, BATTERY | 84 | 5 |
| NUT, U, 10MM | 56 | 11 | PIPE COMP., FR. FORK | 69 | 3 | RUBBER, CLUTCH DAMPER | 41 | 6 |
| | 87 | 16 | PIPE, INLET | 29 | 5 | RUBBER, FUEL SEAL | 76 | 8 |
| NUT, U, 12MM | 71 | 13 | PIPE, SEAT | 69 | 11 | RUBBER, HEADLIGHT CASE | | |
| NUT, U, 16MM | 73 | 11 | PIPE, STEERING HANDLE | 56 | 1 | MOUNTING | 87 | 11 |
| NUT, U, 5MM | 83 | 17 | PISTON | 47 | 3 | RUBBER, LINK STOPPER | 87 | 9 |
| NUT, U, 6MM | 58 | 9 | | | | RUBBER, L. WINKER MOUNTING | 81 | 5 |
| NUT, WELL, 5MM | 60 | 12 | | | | RUBBER, MOUNTING | 78 | 7 |
| | | | | | | RUBBER, PROTECTOR MOUNTING | 78 | 8 |
| [O] | | | PIVOT, CAM CHAIN TENSIONER | 32 | 4 | RUBBER, PROTECTOR PACKING | 78 | 2 |
| OIL SEAL, 20X32X6 | 46 | 18 | PLATE COMP., DRIVE | 41 | 2 | | 3 | |
| OIL SEAL, 20.8X32X6 | 44 | 15 | PLATE, BEARING PUSH | 44 | 5 | RUBBER, R. WINKER MOUNTING | 81 | 2 |
| OIL SEAL, 26X45X6 | 45 | 17 | PLATE, CLUTCH SIDE | 41 | 3 | RUBBER, SEAL | 75 | 1 |
| OIL SEAL, 34X52X7 | 43 | 13 | PLATE, DIAPHRAGM | 53 | 13 | RUBBER, STAND STOPPER | 79 | 4 |
| O-RING | 34 | 5 | | 54 | 10 | | | |
| | 48 | 3 | PLATE, L. PILLION STEP CLICK | 65 | 4 | [S] | | |
| | | | PLATE, RAMP | 40 | 6 | SCREEN, OIL FILTER | 45 | 7 |
| | | | PLATE, R. PILLION STEP CLICK | 65 | 3 | SCREW-WASHER, 4X10 | 48 | 13 |
| | | | PLUG, AIR CLEANER DRAIN | 77 | 11 | SCREW-WASHER, 4X12 | 53 | 22 |
| O-RING A | 69 | 19 | PLUG, BEARING PUSH | 44 | 3 | | 54 | 19 |
| O-RING B | 38 | 4 | PLUG, BREATHER TUBE | 77 | 16 | SCREW-WASHER, 4X16 | 48 | 14 |
| | | | PLUG, SPARK | 29 | 12 | SCREW-WASHER, 5X12 | 48 | 15 |
| O-RING C | 46 | 20 | POCKET, INNER | 61 | 3 | SCREW-WASHER, 5X20 | 52 | 10 |
| O-RING, 10X3 | 43 | 15 | POST COMP., HANDLE | 56 | 3 | SCREW, BLEEDER | 70 | 3 |
| O-RING, 14.8X2.4 | 46 | 20 | PROTECTOR | 53 | 9 | | 72 | 9 |
| O-RING, 15.4X2 | 38 | 2 | | 54 | 6 | SCREW, FLAT, 4X12 | 53 | 21 |
| O-RING, 18X3 | 44 | 16 | PROTECTOR, MUFFLER | 78 | 6 | | 54 | 18 |
| O-RING, 1.5X9.5 | 32 | 8 | PROTECTOR, SPEED SENSOR | 45 | 9 | SCREW, OPENER SET | 86 | 33 |
| O-RING, 29X2 | 29 | 19 | PULLER, MINI FUSE | 85 | 21 | SCREW, OVAL, 6X45 | 56 | 10 |
| O-RING, 30.8MM | 46 | 19 | PUMP COMP., WATER | 34 | 1 | SCREW, PAN, 5X11.5 | 60 | 18 |
| O-RING, 34X2 | 34 | 8 | PUMP SET, OIL | 36 | 1 | | 64 | 18 |
| O-RING, 38.8X1.9 | 42 | 21 | PUMP UNIT, FUEL | 76 | 1 | | 67 | 16 |
| O-RING, 6.3X2.2 | 48 | 12 | | | | | 82 | 4 |
| O-RING, 6.8X1.9 | 76 | 2 | [R] | | | SCREW, PAN, 5X14 | 61 | 14 |
| O-RING, 9.5X1.9 | 29 | 20 | RACE, STEERING BOTTOM BALL | 57 | 2 | | 63 | 15 |
| O-RING, FUEL PUMP | 76 | 10 | RACE, STEERING BOTTOM CONE | 57 | 6 | | 83 | 16 |
| O-RING, THROTTLE BODY | 48 | 2 | RACE, STEERING TOP BALL | 57 | 1 | | 59 | 11 |
| OUTER COMP., CLUTCH | 41 | 1 | RACE, STEERING TOP CONE | 57 | 5 | | | |

PART NAME INDEX

| Part name | Page | Ref. | Part name | Page | Ref. | Part name | Page | Ref. |
|----------------------------------|------|------|---------------------------------|------|------|---------------------------------|------|------|
| SCREW, PAN, 6X14 | 58 | 8 | SPRING, FR. FORK | 69 | 2 | TIRE, FR. | 71 | 8 |
| | 78 | 13 | SPRING, INNER POCKET | 61 | 13 | TIRE, RR. | 73 | 6 |
| SCREW, PAN, 6X6 | 32 | 7 | SPRING, KICK STARTER STOPPER .. | 65 | 1 | TRAY, FUEL | 76 | 7 |
| SCREW, TAPPET ADJUSTING | 31 | 14 | SPRING, MAIN STAND | 79 | 5 | TUBE, 5X110 | 88 | 7 |
| SCREW, TAPPING, 3X14 | 50 | 10 | SPRING, OIL FILTER SCREEN | 45 | 8 | TUBE, 5X75 | 43 | 18 |
| SCREW, TAPPING, 3X16 | 50 | 11 | SPRING, PAD | 70 | 6 | TUBE, AIR BREATHER | 38 | 12 |
| SCREW, TAPPING, 4X10 | 56 | 16 | SPRING, SEAT HINGE | 75 | 8 | TUBE, AIR CLEANER CONNECTING .. | 77 | 12 |
| SCREW, TAPPING, 4X12 | 38 | 25 | SPRING, SEAT LOCK | 66 | 8 | TUBE, BATTERY DRAIN | 84 | 4 |
| | 60 | 19 | | 75 | 11 | TUBE, BREATHER | 77 | 7 |
| | 62 | 18 | SPRING, SIDE STAND | 79 | 7 | TUBE, BREATHER DRAIN | 77 | 6 |
| | | 19 | SPRING, VALVE | 31 | 9 | TUBE, DRAIN | 45 | 5 |
| | | 21 | SPROCKET, CAM | 31 | 3 | | 77 | 14 |
| | 67 | 17 | STAND COMP., MAIN | 79 | 2 | TUBE, VINYL, 8X12X420 | 76 | 17 |
| | | 19 | STATOR COMP. | 35 | 2 | TUBE, VINYL, 8X12X70 | 77 | 24 |
| | | 20 | STAY B, BRAKE HOSE JOINT | 87 | 7 | | | |
| | 77 | 19 | STAY COMP., ELECTRONIC CONTROL | | | [v] | | |
| | 83 | 21 | UNIT | 87 | 10 | VALVE SET, IDLE AIR CONTROL ... | 48 | 8 |
| | 86 | 39 | STAY COMP., HOSE CLAMPER | 29 | 9 | VALVE, EX. | 31 | 8 |
| SCREW, TAPPING, 4X16 | 60 | 20 | STAY COMP., IGNITION COIL | 33 | 3 | VALVE, IN. | 31 | 7 |
| | 64 | 20 | STAY, ABS MODULATOR | 55 | 6 | VALVE, RIM | 71 | 2 |
| | 82 | 6 | STAY, HEAT GUARD | 38 | 11 | | 73 | 7 |
| SCREW, TAPPING, 5X12 | 67 | 18 | STAY, L. FR. COVER | 87 | 3 | | | |
| SCREW, TAPPING, 5X14 | 50 | 12 | STAY, L. FR. REFLECTOR | 58 | 4 | [w] | | |
| SCREW, TAPPING, 5X16 | 62 | 20 | STAY, R. FR. COVER | 87 | 2 | WASHER, 10MM | 56 | 13 |
| SCREW, TAPPING, 5X20 | 77 | 20 | STAY, R. FR. REFLECTOR | 58 | 3 | WASHER, 12X24X2.3 | 35 | 4 |
| SCREW, U-LOCK FLAT, 6X12 | 86 | 35 | STAY, WIRE | 48 | 5 | WASHER, 12.2X29X2.5 | 41 | 16 |
| SEAL SET, FR. FORK | 69 | 12 | STEM SUB ASSY., STEERING | 57 | 10 | WASHER, 15X25.8X4 | 40 | 7 |
| SEAL SET, PISTON | 70 | 1 | STEP, L. FLOOR | 63 | 2 | WASHER, 8MM | 29 | 18 |
| | 72 | 2 | STEP, R. FLOOR | 63 | 1 | WASHER, DRAIN PLUG, 12MM | 44 | 17 |
| SEAL, AIR CLEANER | 77 | 3 | STRIPE, L. BODY COVER | 91 | 10 | WASHER, NYLON, 9MM | 60 | 15 |
| SEAL, AIR CLEANER DUCT | 77 | 4 | STRIPE, L. CENTER SIDE COVER .. | 91 | 8 | WASHER, OIL BOLT | 53 | 19 |
| SEAL, DRAIN | 38 | 9 | STRIPE, L. FR. SIDE COVER | 91 | 6 | | 54 | 16 |
| SEAL, DRIVEN FACE, 34X41X4 | 42 | 20 | STRIPE, R. BODY COVER | 91 | 9 | | 55 | 10 |
| SEAL, DUST | 76 | 6 | STRIPE, R. CENTER SIDE COVER .. | 91 | 7 | WASHER, PLAIN, 10MM | 74 | 16 |
| SEAL, INNER BOX | 61 | 5 | STRIPE, R. FR. SIDE COVER | 91 | 5 | | 79 | 11 |
| SEAL, L. COVER | 37 | 6 | SUB HARNESS, ENGINE | 85 | 7 | | 80 | 7 |
| SEAL, RR. INNER FENDER | 83 | 10 | SUB HARNESS, RR. | 85 | 8 | WASHER, PLAIN, 6MM | 65 | 7 |
| SEAL, VALVE STEM | 31 | 1 | SUSPENSION, WINKER RELAY | 86 | 24 | | 78 | 15 |
| SEAT COMP., DOUBLE | 75 | 2 | SWINGARM ASSY. | 73 | 9 | WASHER, SEALING, 6.5MM | 33 | 4 |
| SEAT, SPRING UPPER | 69 | 9 | SWITCH ASSY., DIMMER & HORN & | | | WASHER, SEALING, 8MM | 43 | 9 |
| SEAT, VALVE SPRING | 31 | 11 | WINKER | 52 | 6 | WASHER, SPECIAL, 12MM | 43 | 8 |
| SENSOR ASSY., AMBIENT | 86 | 32 | SWITCH ASSY., FR. STOP | 53 | 1 | WASHER, SPECIAL, 8MM | 69 | 16 |
| SENSOR ASSY., SPEED | 45 | 10 | SWITCH ASSY., HANDLE LOCK | 85 | 13 | WASHER, THRUST, 5MM | 57 | 8 |
| SENSOR ASSY., WATER | | | SWITCH ASSY., L. HANDLE STOP .. | 54 | 1 | WASHER, WAVE | 60 | 14 |
| TEMPERATURE | 29 | 15 | SWITCH ASSY., SEAT OPENER | 85 | 18 | WEIGHT A, HANDLE | 56 | 2 |
| SENSOR SET | 48 | 1 | SWITCH ASSY., SIDE STAND | 79 | 1 | WEIGHT SET, CLUTCH | 41 | 5 |
| SENSOR, FR. WHEEL SPEED | 71 | 1 | SWITCH ASSY., STARTER & HAZARD | | | WHEEL SUB ASSY., FR. | 71 | 7 |
| SENSOR, OXYGEN | 29 | 13 | & IDLE STOP | 52 | 5 | WHEEL SUB ASSY., RR. | 73 | 5 |
| SHAFT, COUNTER | 43 | 5 | SWITCH COMP., HANDLE LOCK | 85 | 14 | WINDSCREEN SET | 59 | 1 |
| SHAFT, DRIVE | 43 | 4 | | | | WINKER ASSY., L. FR. | 81 | 4 |
| SHAFT, MAIN STAND | 79 | 3 | [T] | | | WINKER ASSY., L. RR. | 81 | 7 |
| SHAFT, ROCKER ARM | 31 | 6 | TAILLIGHT UNIT | 82 | 1 | WINKER ASSY., R. FR. | 81 | 1 |
| SOCKET ASSY. | 86 | 30 | TANK COMP., FUEL | 76 | 4 | WINKER ASSY., R. RR. | 81 | 6 |
| SPACER, IGNITION COIL | 85 | 4 | TANK, RESERVE | 88 | 2 | WIRE, HELMET SETTING | 89 | 2 |
| SPANNER, 10X14 | 89 | 5 | TENSIONER ASSY., CAM CHAIN ... | 32 | 2 | WRENCH, SPARK PLUG | 89 | 6 |
| SPRING, BEARING PUSH | 44 | 4 | THERMOSTAT ASSY. | 34 | 4 | | | |
| SPRING, CLUTCH | 41 | 4 | THREAD COMP., STEERING HEAD | | | | | |
| SPRING, DRIVEN FACE | 41 | 12 | TOP | 57 | 11 | | | |
| SPRING, FR. CUSHION REBOUND ... | 69 | 4 | | | | | | |



1

FOREWORD INDEX

2

ENGINE GROUP

3

FRAME GROUP

4

PART NUMBER INDEX

5

PART NAME INDEX



PARTS CATALOGUE NEWS

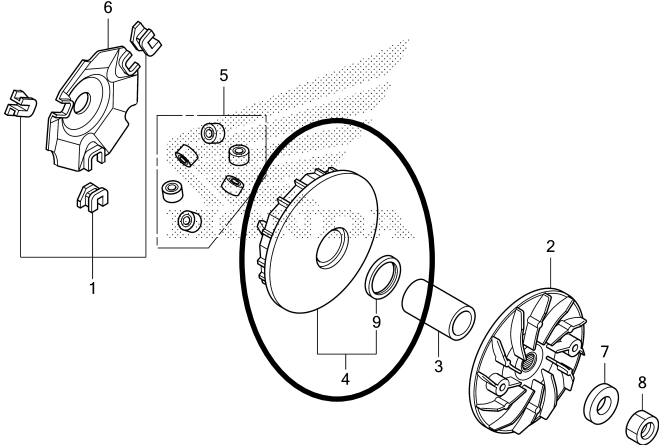
Honda Motor Co., Ltd.

PARTS CATALOGUE - CORRECTED

| | |
|----------------------|---------------------|
| CODE NO. | 18K0WMM1 |
| PARTS CATALOGUE NEWS | ADV150A ADV150AM |
| NEWS NO. | 001 |

| Block No. | Ref. No. | Note | Part No. | Description | Reqd. QTY ADV 150A M | Serial No. | Parts catalogue code |
|-----------|----------|------|----------|-------------|-------------------------------|------------|----------------------|
|-----------|----------|------|----------|-------------|-------------------------------|------------|----------------------|

E-16 DRIVE FACE



K0WME1600A

| | | | | | | | |
|------|----|---|---------------|--------------------------|---|--|--|
| E-16 | 9 | D | 91203-K35-V01 | OIL SEAL, 24X31X3.5..... | 1 | | |
| F-41 | 15 | E | 35121-KOW-M10 | *PARTS NO. DELETION | | | |

NOTE A:PART NO. CHANGE D:NEWLY PROVIDED E:PART NO. DELETION K:REQUIRED NO. CORRECTION L:APPLICATION SERIAL NO. CORRECTION
M:PART DESCRIPTION CORRECTION T:APPLICATION CORRECTION Z:REMARKS CHANGE

PARTS CATALOGUE NEWS

BOOKNo. : 18KOWMM1

| Block No. | Ref. No. | Note | Part No. | Description | Reqd. QTY | Serial No. | Parts catalogue code |
|-----------|----------|------|---------------|-----------------------|-----------|------------|----------------------|
| | | A | 35111-KOB-M02 | FOB ASSY..... | 2 | | |
| | 31 | K | 72148-S04-000 | BATTERY (CR2032)..... | 2 | | |

NOTE A:PART NO. CHANGE D:NEWLY PROVIDED E:PART NO. DELETION K:REQUIRED NO. CORRECTION L:APPLICATION SERIAL NO. CORRECTION
M:PART DESCRIPTION CORRECTION T:APPLICATION CORRECTION Z:REMARKS CHANGE

