

FS150F

FS150F_H
FS150F_J
FS150F_K
FS150F_L
FS150F_N

PARTS CATALOGUE

3

FOREWORD INDEX

1

ENGINE GROUP

2

FRAME GROUP

3

PART NUMBER INDEX

4

PART NAME INDEX

5

Instruction for use of parts catalogue

- **This parts catalogue has been created as of January 20, 2022.**
 - Since this date, the sales practice for repair parts may have been changed or the parts may have been eliminated (listed for those not for sale).
 - The modified information is reflected on the latest Electronic Parts Catalogue (EPC).
Also, refer to the parts catalogue news for any change.
 - See the parts catalogue news for any revision that is made after January 20, 2022.
- **Always specify the part number when ordering a part.**
 - Check the model, type, serial numbers, color, maker, and the size as needed before ordering a part.
 - Note that the illustrations (part drawings) can differ from the actual parts in shape.
They are given just to help you to refer to the parts.
- **When modifications or additions to this parts catalogue are made, a revised edition will be issued at an appropriate time, with successively progressing revision numbers on the cover. We recommend obtaining such revisions in order to keep your parts catalogue up-to-date at all times. To check whether a parts catalogue revision has been issued, please contact your Honda distributor.**

Initial version issue date
June 10, 2016
Honda Motor Co., Ltd.

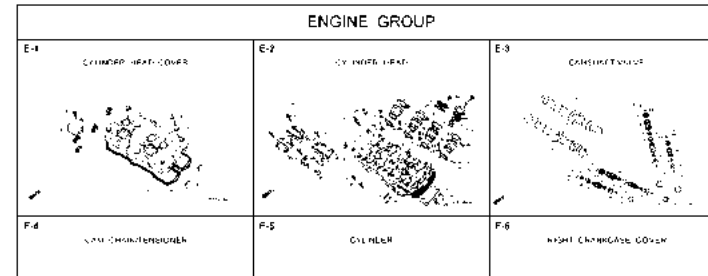
CONTENTS

	Page
●Instruction for use of parts catalogue	1
●How to refer to the part information	2
●Part catalogue structure.....	3
●When the parts were revised.....	5
●Abbreviations used in the parts catalogue.....	5
●Part block and serial number check.....	6
●Models, parts catalogue codes and applicable serial numbers	7
●Color chart.....	8
●Fuel hose, general purpose hoses and vinyl hose.....	32
●FLAT RATE SERVICE TIME	36
●Illustrated index	41
●ENGINE GROUP	50
●FRAME GROUP.....	76
●PART NO. INDEX.....	147
●PART NAME INDEX.....	152



How to refer to the part information

A Reference with "Illustrated index"



B Reference with "Part number index"

PART NO. INDEX			
Part Number	Page	Part Number	Page
04000		13323-MY9-751	28 10
		13324-MY9-751	28 10
04911-MCE-000	26 1	13325-MY9-751	28 10
		13327-MY9-751	28 10
06000		14000	
06405-MY5-P00	67 3	14100-MCE-000	13 2
06405-MY5-P10	67 3	14200-MCE-000	13 3
06410-MY9-840	56 1	14321-MCE-000	16 2
06435-MCE-000	55 1	14401-MCE-005	16 3
06451-164-405	51 2	14510-MCE-000	16 4
06451-164-405	55 2	14520-MY9-691	16 5
06451-MY7-405	51 1	14524-MY9-690	16 6
06455-MCE-000	51 3	14540-MCE-000	16 7
		14620-MY9-691	16 8
11000		14711-MCE-000	13 4
11210-MCE-000	25 1	14712-MCE-000	13 5
11330-MCE-305	18 1	14721-MCE-000	13 6
11333-MY9-000	22 1	14722-MCE-000	13 7
11335-MCE-000	18 2	14730-MCE-000	13 8
11340-MCE-000	20 1	14731-MCE-000	13 9
11345-MCE-000	25 2	14751-MY9-751	13 10
11396-MY9-000	18 3	14751-MY2-000	13 11
11631-MCE-000	21 1	14751-MCE-000	13 12
11691-MY9-000	21 2	14761-MCE-000	13 13

C Reference with "Part name index"

PART NAME INDEX			
Part name	Page	Part	Page
[A]			
ADJUSTER, CHAIN	67	BOLT, CHANGE	5
ARM COMP., GEAR CHANGE	64	BOLT, CLUTCH	3
ARM, L. MAIN STEP	65	BOLT, CONNEX.	5
ARM, L. PILLION STEP	65	BOLT, DISK, I	12
ARM, R. MAIN STEP	65	BOLT, DRAIN F	5
ARM, R. PILLION STEP	65	BOLT, FLANGE	11
AUTO COOK ASSY., FUEL	53	BOLT, FLANGE	2
AXLE, FR. WHEEL	52	BOLT, FLANGE	3
AXLE, RR. WHEEL	56	BOLT, FLANGE	3
[B]			
BAG, AIR PRESSURE GAUGE	77	BOLT, FLANGE	4
BAG, SERVICE BOOK	77	BOLT, FLANGE	1
BAG, TOOL	77	BOLT, FLANGE	3
BALL, STEEL	65	BOLT, FLANGE	20
BAND, INSULATOR	11	BOLT, FLANGE	11
BAND, R. INSULATOR	11	BOLT, FLANGE	12
BAND, AIR CLEANER CONNECTING TUBE	62	BOLT, FLANGE	22
BAND, UP-LOCK	70	BOLT, FLANGE	3
BAND, WIRE	26	BOLT, FLANGE	14
	45	BOLT, FLANGE	21
	74	BOLT, FLANGE	12

F-7 FRONT FENDER

Part No.	Description	Reqd. QTY	Serial No.	Parts catalogue code
1 45156-MCE-000	CLAMPER, R. FR. BRAKE ROSE	1 1		
2 45157-MCE-000	CLAMPER, L. FR. BRAKE ROSE	1 1		
3 61100-MCE-0001A	FENDER COMP., FR. *NHA114*FORCE SILVER METALLIC	1 1	----- 5J,4J	
4 61100-MCE-0001B	*PB284*...CANDY PHOENIX BLUE	1 1	----- J,2J	
4 61101-MCE-000	PLATE, FR. FENDER	2 2	1008000	
5 61101-MCE-010	2 2	1008001	
5 61102-MCE-500	CUSHION, FR. FENDER (BLACK)	2 2		
6 61105-MCE-000	STAY, FR. FENDER MOUNTING	2 2		
7 61107-MY7-000	DOLLAR (6.5)	4 4		
8 95001-04020-00	BOLT, FLANGE, 6X20	4 4		

2000.09.01 E

Page No.

Part catalogue structure

F-7		FRONT FENDER		Service item F.R.T.	
				FENDER COMP., FR. 0.3	
1	45156-MCE-000	CLAMPER, R. FR. BRAKE HOSE ..	1	1	
2	45157-MCE-000	CLAMPER, L. FR. BRAKE HOSE ..	1	1	
3	61100-MCE-000ZA	FENDER COMP., FR.	1	-	----- 3J,4J
		*NH411M*FORCE SILVER METALLIC	-	1	
	61100-MCE-000ZB	*PB284C*...CANDY PHOENIX BLUE	1	-	----- J,2J
4	61101-MCE-000	PLATE, FR. FENDER	2	2	1008000
	61101-MCE-010	2	2	1008001
5	61102-MCE-300	CUSHION, FR. FENDER	2	2	
		(BLACK)			

① Block title ② Block number

③ Service item/Flat rate time

④ Reference number

- Title number marked with the parenthesis or parentheses indicates that it continues from the previous page.

⑤ Part number ⑥ Honda color code

⑦ Description

⑧ Assemblies

- Sections framed with broken lines in the exploded view drawings are available as complete assemblies. (Their individual parts can also be obtained.)

⑨ Color description

⑩ Note

- Notes are shown with the parentheses in the part name column.

⑪ Required quantity

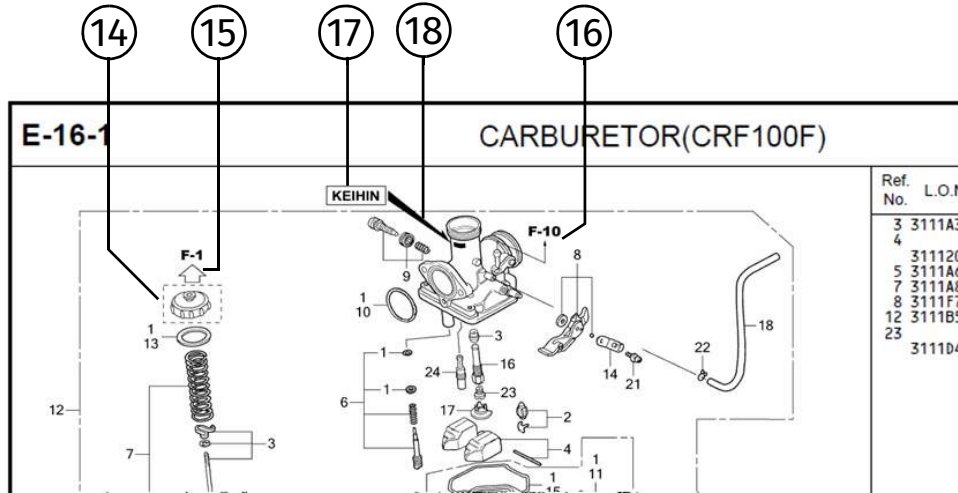
- Req'd. QTY shown in the parenthesis or parentheses indicates the optional part.
- Req'd. QTY marked with "N" indicates the optional part that should be selected as needed.
- Req'd. QTY indicates the number of the part used in the block.

⑫ Serial number

⑬ Parts catalogue code

- When the parts catalogue code column is blank, it indicates that the part is applicable to all codes.

1



⑭
 • Parts enclosed within a dotted line are covered in a different block.

⑮
 • A hollow arrow indicates the block No. for the parts enclosed within a dotted line .


⑯
 • A solid arrow indicates the block No. the part in question is connected to.

⑰ **Replacement Identification Information for Designated Part No.**

⑱ **Location of Replacement Identification Information for Designated Part No.**

- If an arrow mark is indicated in 18, the part is incompatible with a different part No.
- Make sure to order the part of the same manufacture, including the component part.
- To make an order, indicate the part No., which includes the symbol displayed on the applicable section of the part to be replaced.

When the parts were revised



Ref. No.	Part No.	Description	Reqd. QTY		Serial No.
			CB400	SFX SFY	
1	45156-MCE-000	CLAMPER, R. FR. BRAKE HOSE ..	1	1	
2	45157-MCE-000	CLAMPER, L. FR. BRAKE HOSE ..	1	1	
3	61100-MCE-000ZA	FENDER COMP., FR. *NH411M*FORCE SILVER METALLIC	1	-	3J,4J
	61100-MCE-000ZB	*PB284C*...CANDY PHOENIX BLUE	1	-	J,2J
4	61101-MCE-000	PLATE, FR. FENDER (###).....	2	2	1008000
	61101-MCE-010	2	2	1008001
5	61102-MCE-300	CUSHION, FR. FENDER (BLACK)	2	2	
6	61105-MCE-000	STAY, FR. FENDER MOUNTING ...	2	2	
7	61107-MR7-000	COLLAR (6.5)	4	4	
8	96001-06020-00	BOLT, FLANGE, 6X20	4	4	

The number has been used from the initial model without revision.

When shown at the left side, it is applicable to the models of No.1008001 and the subsequent numbers.

When shown at the right side, it is applicable to the models up to No.1008000.

The parts listed with "###" at the end of the parts name have limited supply period (parts not for sale).

Abbreviations used in the parts catalogue

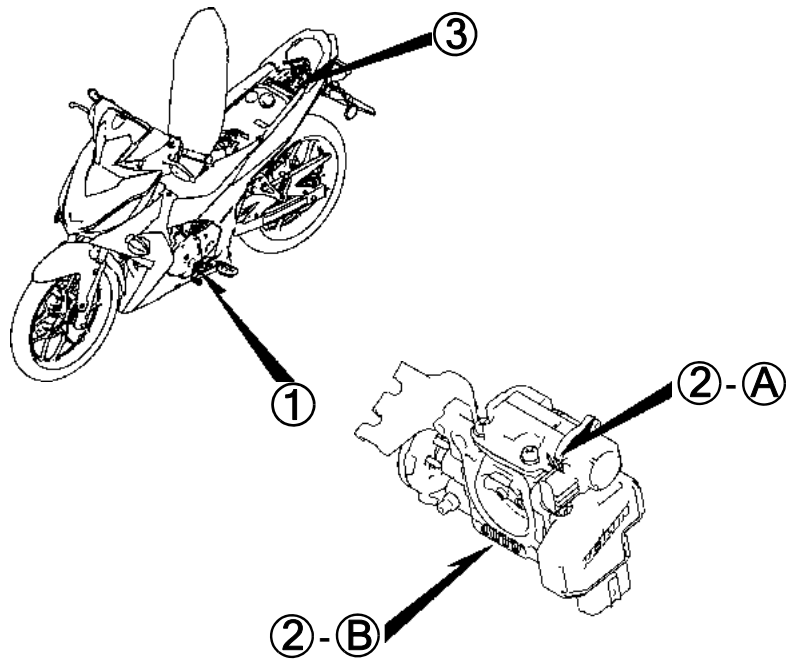
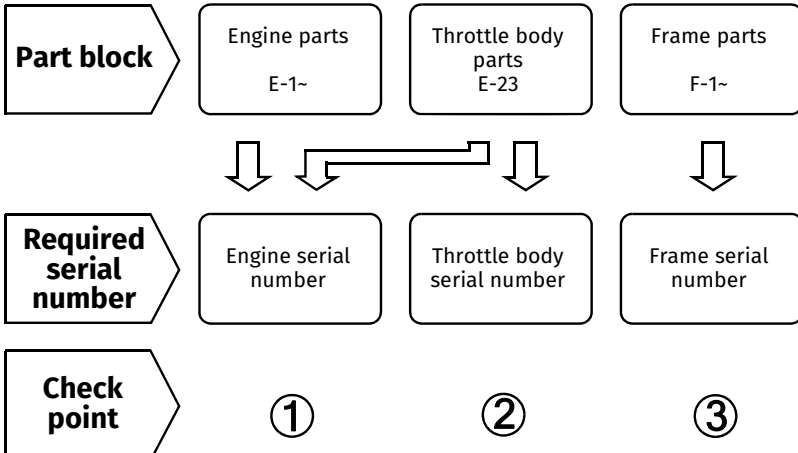


* "L." or "R." in the description of a part stands for the LEFT hand side or the RIGHT hand side. Determine the left or right as if you were in the motorcycle seat.

The following abbreviations are used in this parts catalogue.

A Ampere	L Left
ABS Anti-lock brake system	L (100L) ... Link (100 Links)
A.C. Alternating current	L.E.D. Light emitted diode
A.M. Attaching mark	MM Millimeter
ASSY. Assembly	MPH Miles per hour
C.D.I. Capacitive discharge ignition	R. Right
COMP. Complete	RR. Rear
CP. Candle power	STD. Standard
D.C. Direct current	T (22T) Tooth (22 Teeth)
EX. Exhaust	TCS Traction control system
FR. Front	T.M. Transcript mark
G Gram	V Volt
HEX. Hexagonal	W Watt
IN. Inlet	WL With labelling
KPH Kilometers per hour	WOL Without labelling

Part block and serial number check



Models, parts catalogue codes and applicable serial numbers

Models, parts catalogue codes and applicable serial Nos. given in this parts catalogue can be identified as follows.
Parts with parts catalogue codes are exclusive for models destined for countries designated.
If no area codes are listed, parts are for common use.

Model	Area code	Type	Applicable engine serial No.	Applicable frame serial No.	Applicable throttle body identification No.
FS150FH	2MA	Malaysia	KC27E2000001~2099999	PMKCC27C*HB000001~HB099999	GQ1LA A
	3MA			PMKCC27E*HB000001~HB099999	
	MA			PMKCC27A*HB000001~HB099999	
FS150FJ	2MA	Malaysia	KC27E2100001~2199999	PMKCC27A*JB100001~JB199999	GQ1LA A
	3MA			PMKCC27B*JB100001~JB199999	
	MA			PMKCC276*JB100001~JB199999	
FS150FK	2MA	Malaysia	KC27E2200001~2299999	PMKCC27A*KB200001~KB299999	GQ1LA A/B
	MA			PMKCC276*KB200001~KB299999	
FS150FL	2MA	Malaysia	KC27E8000001~	PMKCC27A*LB300001~	GQ11B A/B
	3MA			PMKCC27B*LB300001~	
	MA			PMKCC276*LB300001~	
FS150FN	4MA	Malaysia	KC27E8200001~	PMKCC272*NB400001~	GQ16B A

* Of carburetor/throttle body identification numbers, only the portions underlined in the example below are used for registration.

GQ 1LA A KC ア
(A) (B)

Color chart

- When ordering a colored part, refer to the chart below and use a part number consisting of the relevant basic part number to which has been added a part color code.

FS150F (FS150FH).....2MA

No.	MODEL		FS150FH				
	COLOR		Pearl metalloid white	Applicable model		Applicable block No.	Ref. No.
	CODE		NH-A96P	Initial applicable model	Final applicable model		
	Name of colored parts	Basic part No.	NHA96				
1	COVER SET, FR.	64300-K56-V00	ZB			F-44	1
2	COVER SET, FR. TOP	64310-K56-M10	ZA			F-44	19
3	COVER SET, L. HANDLE TOP	53215-K56-N10	ZH			F-7	5
4	COVER SET, L. RR. BODY	64450-K56-M10	ZA			F-23-10	2
5	COVER SET, L. SIDE	64650-K56-M10	ZA			F-44	8
6	COVER SET, R. RR. BODY	64400-K56-M10	ZA			F-23-10	1
7	COVER SET, R. SIDE	64600-K56-M10	ZA			F-44	6
8	COVER SET, RR. HANDLE	53216-K56-N10	ZA			F-7	6
9	COVER SET, TAIL	83500-K56-M10	ZA			F-23-10	4
10	COVER, FR. MAIN PIPE	64320-K56-V00	ZA			F-44-10	4
11	COVER, R. HANDLE TOP	53207-K56-N10	ZH			F-7	4
12	FENDER SET A, FR.	61000-K56-M10	ZA			F-10	8
13	GRIP, RR.	50400-K56-N10	ZA			F-23	2
14	MARK	86531-KYZ-710	ZA			F-50	5
15	MARK, HONDA	86101-K56-V00	ZB			F-50	1
16	MARK, REPSOL	86613-K56-N20	ZA			F-50	6
17	STRIPE A, L. SIDE COVER	86642-K56-M10	ZA			F-50	11
18	STRIPE A, R. SIDE COVER	86641-K56-M10	ZA			F-50	9

FS150F (FS150FH).....2MA

No.	MODEL		FS150FH				
	COLOR		Pearl metalloid white	Applicable model		Applicable block No.	Ref. No.
	CODE		NH-A96P	Initial applicable model	Final applicable model		
	Name of colored parts	Basic part No.	NHA96				
19	STRIPE B, L. SIDE COVER	86644-K56-M10	ZA			F-50	15
20	STRIPE B, R. SIDE COVER	86643-K56-M10	ZA			F-50	13
21	STRIPE, FR. TOP COVER	86649-K56-M10	ZA			F-50	22
22	STRIPE, L. RR. BODY COVER	86646-K56-M10	ZA			F-50	19
23	STRIPE, L. TAIL COVER	86832-K56-M10	ZA			F-50	26
24	STRIPE, R. RR. BODY COVER	86645-K56-M10	ZA			F-50	17
25	STRIPE, R. TAIL COVER	86831-K56-M10	ZA			F-50	24
26	STRIPE, TAIL COVER	86833-K56-M10	ZA			F-50	27
27	SWINGARM SUB ASSY., RR.	52200-K56-V00	ZA			F-32	8
28	WHEEL SUB ASSY., FR.	44650-K56-M00	ZA			F-14-40	6
29	WHEEL SUB ASSY., RR.	42650-K56-M01	ZA			F-19-40	9



FS150F (FS150FH).....3MA

No.	MODEL		FS150FH					
	COLOR		Mat ion blue metallic	Mat charcoal gray metallic	Applicable model		Applicable block No.	Ref. No.
	CODE		PB-406M	NH-B31M	Initial applicable model	Final applicable model		
	Name of colored parts	Basic part No.	PB406	NHB31				
1	COVER SET, FR.	64300-K56-V20	ZB	ZB			F-44	1
2	COVER SET, L. HANDLE TOP	53215-K56-N10	ZB	ZK			F-7	5
3	COVER SET, L. RR. BODY	64450-K56-M00	ZA	ZA			F-23-10	2
4	COVER SET, L. SIDE	64650-K56-M20	ZB	ZA			F-44	8
5	COVER SET, R. RR. BODY	64400-K56-M00	ZA	ZA			F-23-10	1
6	COVER SET, R. SIDE	64600-K56-M20	ZB	ZA			F-44	6
7	COVER SET, RR. HANDLE	53216-K56-M20	ZA	ZA			F-7	6
8	COVER SET, TAIL	83500-K56-M20	ZB	ZA			F-23-10	4
9	COVER, FR. MAIN PIPE	64320-K56-V20	ZB	ZB			F-44-10	4
10	COVER, FR. TOP	64301-K56-N10	ZC	ZK			F-44	2
11	COVER, R. HANDLE TOP	53207-K56-N10	ZC	ZK			F-7	4
12	EMBLEM	86861-K56-M00	ZA	ZA			F-50	28
13	FENDER A, FR.	61100-K56-N10	ZC	ZK			F-10	1
14	GRIP, RR.	50400-K56-N10	ZA	ZA			F-23	2
15	MARK	86531-KYZ-710	ZA	ZA			F-50	5
16	MARK, HONDA	86101-K56-V00	ZA	ZA			F-50	1
17	MARK, HONDA	86102-K56-M00	ZB	ZA			F-50	2
18	MARK, L. WING	86202-K56-M20	ZB	ZA			F-50	4
19	MARK, R. WING	86201-K56-M20	ZB	ZA			F-50	3
20	SEAT COMP., DOUBLE	77200-K56-V20	ZA	ZA			F-23	4

FS150F (FS150FH).....3MA

No.	MODEL		FS150FH					
	COLOR		Mat ion blue metallic	Mat charcoal gray metallic	Applicable model		Applicable block No.	Ref. No.
	CODE		PB-406M	NH-B31M	Initial applicable model	Final applicable model		
	Name of colored parts	Basic part No.	PB406	NHB31				
21	STRIPE, L. RR. BODY COVER	86646-K56-M00	ZA	ZA			F-50	18
22	STRIPE, R. RR. BODY COVER	86645-K56-M00	ZA	ZA			F-50	16
23	SWINGARM SUB ASSY., RR.	52200-K56-V00	ZA	ZA			F-32	8
24	WHEEL SUB ASSY., FR.	44650-K56-M00	ZB	ZB			F-14-40	6
25	WHEEL SUB ASSY., RR.	42650-K56-M01	ZB	ZB			F-19-40	9



FS150F (FS150FH).....MA

No.	MODEL		FS150FH				
	COLOR		Euphoria red metallic	Applicable model		Applicable block No.	Ref. No.
	CODE		R-339M	Initial applicable model	Final applicable model		
	Name of colored parts	Basic part No.	R339				
1	COVER SET, FR.	64300-K56-V00	ZB			F-44	1
2	COVER SET, L. HANDLE TOP	53215-K56-N10	ZJ			F-7	5
3	COVER SET, L. RR. BODY	64450-K56-M00	ZA			F-23-10	2
4	COVER SET, L. SIDE	64650-K56-M00	ZA			F-44	8
5	COVER SET, R. RR. BODY	64400-K56-M00	ZA			F-23-10	1
6	COVER SET, R. SIDE	64600-K56-M00	ZA			F-44	6
7	COVER SET, RR. HANDLE	53216-K56-N10	ZA			F-7	6
8	COVER SET, TAIL	83500-K56-M00	ZA			F-23-10	4
9	COVER, FR. MAIN PIPE	64320-K56-V00	ZA			F-44-10	4
10	COVER, FR. TOP	64301-K56-N10	ZH			F-44	2
11	COVER, R. HANDLE TOP	53207-K56-N10	ZJ			F-7	4
12	EMBLEM	86861-K56-M00	ZA			F-50	28
13	FENDER A, FR.	61100-K56-N10	ZH			F-10	1
14	GRIP, RR.	50400-K56-N10	ZA			F-23	2
15	MARK	86531-KYZ-710	ZA			F-50	5
16	MARK, HONDA	86101-K56-V00	ZB			F-50	1
17	MARK, HONDA	86102-K56-M00	ZC			F-50	2
18	SEAT COMP., DOUBLE	77200-K56-V20	ZA			F-23	4
19	STRIPE A, L. SIDE COVER	86642-K56-M00	ZA			F-50	10
20	STRIPE A, R. SIDE COVER	86641-K56-M00	ZA			F-50	8

FS150F (FS150FH).....MA

No.	MODEL		FS150FH				
	COLOR		Euphoria red metallic	Applicable model		Applicable block No.	Ref. No.
	CODE		R-339M	Initial applicable model	Final applicable model		
	Name of colored parts	Basic part No.	R339				
21	STRIPE B, L. SIDE COVER	86644-K56-M00	ZA			F-50	14
22	STRIPE B, R. SIDE COVER	86643-K56-M00	ZA			F-50	12
23	STRIPE C, L. SIDE COVER	86648-K56-M00	ZA			F-50	21
24	STRIPE C, R. SIDE COVER	86647-K56-M00	ZA			F-50	20
25	STRIPE, L. RR. BODY COVER	86646-K56-M00	ZA			F-50	18
26	STRIPE, L. TAIL COVER	86832-K56-M00	ZA			F-50	25
27	STRIPE, R. RR. BODY COVER	86645-K56-M00	ZA			F-50	16
28	STRIPE, R. TAIL COVER	86831-K56-M00	ZA			F-50	23
29	SWINGARM SUB ASSY., RR.	52200-K56-V00	ZA			F-32	8
30	WHEEL SUB ASSY., FR.	44650-K56-M00	ZB			F-14-40	6
31	WHEEL SUB ASSY., RR.	42650-K56-M01	ZB			F-19-40	9



FS150F (FS150FJ).....2MA

No.	MODEL		FS150FJ				
	COLOR		Pearl metalloid white NH-A96P	Applicable model		Applicable block No.	Ref. No.
	CODE			Initial applicable model	Final applicable model		
	Name of colored parts	Basic part No.	NHA96				
1	COVER SET, FR.	64300-K56-M30	ZA			F-44	1
2	COVER SET, FR. TOP	64310-K56-M10	ZA			F-44	19
3	COVER SET, L. HANDLE TOP	53215-K56-N10	ZH			F-7	5
4	COVER SET, L. RR. BODY	64450-K56-M10	ZA			F-23-10	2
5	COVER SET, L. SIDE	64650-K56-M10	ZA			F-44	8
6	COVER SET, R. RR. BODY	64400-K56-M10	ZA			F-23-10	1
7	COVER SET, R. SIDE	64600-K56-M10	ZA			F-44	6
8	COVER SET, RR. HANDLE	53216-K56-N10	ZA			F-7	6
9	COVER SET, TAIL	83500-K56-M10	ZA			F-23-10	4
10	COVER, FR. MAIN PIPE	64320-K56-V00	ZA			F-44-10	4
11	COVER, R. HANDLE TOP	53207-K56-N10	ZH			F-7	4
12	FENDER SET A, FR.	61000-K56-M10	ZA			F-10	8
13	GRIP, RR.	50400-K56-N10	ZA			F-23	2
14	MARK	86531-KYZ-710	ZA			F-50	5
15	MARK, HONDA	86101-K56-V00	ZB			F-50	1
16	MARK, REPSOL	86613-K56-N20	ZA			F-50	6
17	STRIPE A, L. SIDE COVER	86642-K56-M10	ZA			F-50	11
18	STRIPE A, R. SIDE COVER	86641-K56-M10	ZA			F-50	9
19	STRIPE B, L. SIDE COVER	86644-K56-M10	ZA			F-50	15
20	STRIPE B, R. SIDE COVER	86643-K56-M10	ZA			F-50	13

FS150F (FS150FJ).....2MA

No.	MODEL		FS150FJ				
	COLOR		Pearl metalloid white	Applicable model		Applicable block No.	Ref. No.
	CODE		NH-A96P	Initial applicable model	Final applicable model		
	Name of colored parts	Basic part No.	NHA96				
21	STRIPE, FR. TOP COVER	86649-K56-M10	ZA			F-50	22
22	STRIPE, L. RR. BODY COVER	86646-K56-M10	ZA			F-50	19
23	STRIPE, L. TAIL COVER	86832-K56-M10	ZA			F-50	26
24	STRIPE, R. RR. BODY COVER	86645-K56-M10	ZA			F-50	17
25	STRIPE, R. TAIL COVER	86831-K56-M10	ZA			F-50	24
26	STRIPE, TAIL COVER	86833-K56-M10	ZA			F-50	27
27	SWINGARM SUB ASSY., RR.	52200-K56-V00	ZA			F-32	8
28	WHEEL SUB ASSY., FR.	44650-K56-M00	ZA			F-14-40	6
29	WHEEL SUB ASSY., RR.	42650-K56-M01	ZA			F-19-40	9



FS150F (FS150FJ).....3MA

No.	MODEL		FS150FJ				
	COLOR		Pearl metalloid white NH-A96P	Applicable model		Applicable block No.	Ref. No.
	CODE			Initial applicable model	Final applicable model		
	Name of colored parts	Basic part No.	NHA96				
1	COVER SET, FR.	64300-K56-M30	ZA			F-44	1
2	COVER SET, FR. TOP	64310-K56-M50	ZA			F-44	19
3	COVER SET, L. HANDLE TOP	53225-K56-M50	ZA			F-7	5
4	COVER SET, L. SIDE	64650-K56-M50	ZA			F-44	8
5	COVER SET, R. HANDLE TOP	53215-K56-M50	ZA			F-7	23
6	COVER SET, R. SIDE	64600-K56-M50	ZA			F-44	6
7	COVER SET, RR. HANDLE	53216-K56-N10	ZA			F-7	6
8	COVER SET, TAIL	83500-K56-M50	ZA			F-23-10	4
9	COVER, FR. MAIN PIPE	64320-K56-V00	ZA			F-44-10	4
10	COVER, L. RR. BODY	64490-K56-N10	ZE			F-23-10	10
11	COVER, R. RR. BODY	64480-K56-N10	ZE			F-23-10	9
12	EMBLEM	86861-K56-M00	ZA			F-50-1	29
13	FENDER SET A, FR.	61000-K56-M50	ZA			F-10	8
14	GRIP, RR.	50400-K56-N10	ZA			F-23	2
15	MARK	86531-KYZ-710	ZA			F-50-1	4
16	MARK, HONDA	86101-K56-V00	ZB			F-50-1	1
17	MARK, HONDA	86102-K56-M30	ZB			F-50-1	2
18	MARK, HONDA	86103-K56-M50	ZA			F-50-1	3
19	SEAT COMP., DOUBLE	77200-K56-V20	ZA			F-23	4
20	STRIPE A, L. SIDE COVER	86642-K56-M50	ZA			F-50-1	12

FS150F (FS150FJ).....3MA

No.	MODEL		FS150FJ				
	COLOR		Pearl metalloid white	Applicable model		Applicable block No.	Ref. No.
	CODE		NH-A96P	Initial applicable model	Final applicable model		
	Name of colored parts	Basic part No.	NHA96				
21	STRIPE A, R. SIDE COVER	86641-K56-M50	ZA			F-50-1	10
22	STRIPE B, L. SIDE COVER	86644-K56-M50	ZA			F-50-1	16
23	STRIPE B, R. SIDE COVER	86643-K56-M50	ZA			F-50-1	14
24	STRIPE C, L. SIDE COVER	86648-K56-M50	ZA			F-50-1	20
25	STRIPE C, R. SIDE COVER	86647-K56-M50	ZA			F-50-1	18
26	STRIPE, L. FR. FENDER	86612-K56-M50	ZA			F-50-1	8
27	STRIPE, L. FR. TOP COVER	86652-K56-M50	ZA			F-50-1	24
28	STRIPE, L. HANDLE TOP COVER	86533-K56-M50	ZA			F-50-1	6
29	STRIPE, L. TAIL COVER	86832-K56-M50	ZA			F-50-1	28
30	STRIPE, R. FR. FENDER	86611-K56-M50	ZA			F-50-1	7
31	STRIPE, R. FR. TOP COVER	86651-K56-M50	ZA			F-50-1	22
32	STRIPE, R. HANDLE TOP COVER	86532-K56-M50	ZA			F-50-1	5
33	STRIPE, R. TAIL COVER	86831-K56-M50	ZA			F-50-1	26
34	SWINGARM SUB ASSY., RR.	52200-K56-V00	ZA			F-32	8
35	WHEEL SUB ASSY., FR.	44650-K56-M00	ZB			F-14-40	6
36	WHEEL SUB ASSY., RR.	42650-K56-M01	ZB			F-19-40	9



FS150F (FS150FJ).....MA

No.	MODEL		FS150FJ					
	COLOR		Candy scintillate red	Pearl nightfall blue	Applicable model		Applicable block No.	Ref. No.
	CODE		R-356C	PB-407P	Initial applicable model	Final applicable model		
	Name of colored parts	Basic part No.	R356	PB407				
1	COVER SET, FR.	64300-K56-M30	ZA	ZA			F-44	1
2	COVER SET, FR. TOP	64310-K56-M30	ZB	ZA			F-44	19
3	COVER SET, L. HANDLE TOP	53215-K56-N10	ZN	ZP			F-7	5
4	COVER SET, L. SIDE	64650-K56-M30	ZB	ZA			F-44	8
5	COVER SET, R. SIDE	64600-K56-M30	ZB	ZA			F-44	6
6	COVER SET, RR. HANDLE	53216-K56-N10	ZA	ZA			F-7	6
7	COVER SET, TAIL	83500-K56-M30	ZB	ZA			F-23-10	4
8	COVER, FR. MAIN PIPE	64320-K56-V00	ZA	ZA			F-44-10	4
9	COVER, L. RR. BODY	64490-K56-N10	ZE	ZF			F-23-10	10
10	COVER, R. HANDLE TOP	53207-K56-N10	ZN	ZP			F-7	4
11	COVER, R. RR. BODY	64480-K56-N10	ZE	ZF			F-23-10	9
12	EMBLEM	86861-K56-M00	ZA	ZA			F-50-1	29
13	FENDER A, FR.	61100-K56-N10	ZN	ZP			F-10	1
14	GRIP, RR.	50400-K56-N10	ZA	ZA			F-23	2
15	MARK	86531-KYZ-710	ZA	ZA			F-50-1	4
16	MARK, HONDA	86101-K56-V00	ZB	ZB			F-50-1	1
17	MARK, HONDA	86102-K56-M30	ZB	ZB			F-50-1	2
18	SEAT COMP., DOUBLE	77200-K56-V20	ZA	ZA			F-23	4
19	STRIPE A, L. SIDE COVER	86642-K56-M30	ZB	ZA			F-50-1	11
20	STRIPE A, R. SIDE COVER	86641-K56-M30	ZB	ZA			F-50-1	9

FS150F (FS150FJ).....MA

No.	MODEL		FS150FJ					
	COLOR		Candy scintillate red	Pearl nightfall blue	Applicable model		Applicable block No.	Ref. No.
	CODE		R-356C	PB-407P	Initial applicable model	Final applicable model		
	Name of colored parts	Basic part No.	R356	PB407				
21	STRIPE B, L. SIDE COVER	86644-K56-M30	ZB	ZA			F-50-1	15
22	STRIPE B, R. SIDE COVER	86643-K56-M30	ZB	ZA			F-50-1	13
23	STRIPE C, L. SIDE COVER	86648-K56-M30	ZB	ZA			F-50-1	19
24	STRIPE C, R. SIDE COVER	86647-K56-M30	ZB	ZA			F-50-1	17
25	STRIPE, L. FR. TOP COVER	86652-K56-M30	ZB	ZA			F-50-1	23
26	STRIPE, L. TAIL COVER	86832-K56-M30	ZB	ZA			F-50-1	27
27	STRIPE, R. FR. TOP COVER	86651-K56-M30	ZB	ZA			F-50-1	21
28	STRIPE, R. TAIL COVER	86831-K56-M30	ZB	ZA			F-50-1	25
29	SWINGARM SUB ASSY., RR.	52200-K56-V00	ZA	ZA			F-32	8
30	WHEEL SUB ASSY., FR.	44650-K56-M00	ZB	ZB			F-14-40	6
31	WHEEL SUB ASSY., RR.	42650-K56-M01	ZB	ZB			F-19-40	9



FS150F (FS150Fk).....2MA

No.	MODEL		FS150FK				
	COLOR		Luminous orange	Applicable model		Applicable block No.	Ref. No.
	CODE		YR-308	Initial applicable model	Final applicable model		
	Name of colored parts	Basic part No.	YR308				
1	COVER SET, FR.	64300-K56-M30	ZA			F-44	1
2	COVER SET, FR. TOP	64310-K56-M10	ZA			F-44	19
3	COVER SET, L. HANDLE TOP	53215-K56-N10	ZH			F-7	5
4	COVER SET, L. RR. BODY	64450-K56-M10	ZA			F-23-10	2
5	COVER SET, L. SIDE	64650-K56-M70	ZA			F-44	8
6	COVER SET, R. RR. BODY	64400-K56-M10	ZA			F-23-10	1
7	COVER SET, R. SIDE	64600-K56-M70	ZA			F-44	6
8	COVER SET, RR. HANDLE	53216-K56-N10	ZA			F-7	6
9	COVER SET, TAIL	83500-K56-M70	ZA			F-23-10	4
10	COVER, FR. MAIN PIPE	64320-K56-V00	ZA			F-44-10	4
11	COVER, R. HANDLE TOP	53207-K56-N10	ZH			F-7	4
12	EMBLEM	86861-K56-M00	ZA			F-50-2	31
13	FENDER SET A, FR.	61000-K56-M10	ZA			F-10	8
14	GRIP, RR.	50400-K56-N10	ZA			F-23	2
15	MARK	86531-KYZ-710	ZA			F-50-2	4
16	MARK, HONDA	86101-K56-V00	ZB			F-50-2	1
17	MARK, HONDA	86103-K56-M70	ZA			F-50-2	3
18	MARK, REPSOL	86613-K56-N20	ZA			F-50-2	9
19	STRIPE A, L. SIDE COVER	86642-K56-M70	ZA			F-50-2	14
20	STRIPE A, R. SIDE COVER	86641-K56-M70	ZA			F-50-2	12

FS150F (FS150Fk).....2MA

No.	MODEL		FS150FK				
	COLOR		Luminous orange	Applicable model		Applicable block No.	Ref. No.
	CODE		YR-308	Initial applicable model	Final applicable model		
	Name of colored parts	Basic part No.	YR308				
21	STRIPE B, L. SIDE COVER	86644-K56-M70	ZA			F-50-2	18
22	STRIPE B, R. SIDE COVER	86643-K56-M70	ZA			F-50-2	16
23	STRIPE, FR. TOP COVER	86649-K56-M10	ZA			F-50-2	23
24	STRIPE, L. RR. BODY COVER	86646-K56-M10	ZA			F-50-2	21
25	STRIPE, L. TAIL COVER	86832-K56-M70	ZA			F-50-2	29
26	STRIPE, R. RR. BODY COVER	86645-K56-M10	ZA			F-50-2	19
27	STRIPE, R. TAIL COVER	86831-K56-M70	ZA			F-50-2	27
28	STRIPE, TAIL COVER	86833-K56-M70	ZA			F-50-2	30
29	SWINGARM SUB ASSY., RR.	52200-K56-V00	ZA			F-32	8
30	WHEEL SUB ASSY., FR.	44650-K56-M00	ZA			F-14-40	6
31	WHEEL SUB ASSY., RR.	42650-K56-M01	ZA			F-19-40	9



FS150F (FS150Fk).....MA

No.	MODEL		FS150FK						
	COLOR		Pearl magellanic black	Pearl nightfall blue	Candy scintillate red	Applicable model		Applicable block No.	Ref. No.
	CODE		NH-A69P	PB-407P	R-356C	Initial applicable model	Final applicable model		
	Name of colored parts	Basic part No.	NHA69	PB407	R356				
1	COVER SET, FR.	64300-K56-M30	ZA	ZA	ZA			F-44	1
2	COVER SET, FR. TOP	64310-K56-M60	ZC	ZB	ZA			F-44	19
3	COVER SET, L. HANDLE TOP	53215-K56-M60	ZC	ZB	ZA			F-7	5
4	COVER SET, L. RR. BODY	64450-K56-M60	ZC	ZB	ZA			F-23-10	2
5	COVER SET, L. SIDE	64650-K56-M60	ZC	ZB	ZA			F-44	8
6	COVER SET, R. HANDLE TOP	53210-K56-M60	ZC	ZB	ZA			F-7	23
7	COVER SET, R. RR. BODY	64400-K56-M60	ZC	ZB	ZA			F-23-10	1
8	COVER SET, R. SIDE	64600-K56-M60	ZC	ZB	ZA			F-44	6
9	COVER SET, RR. HANDLE	53216-K56-N10	ZA	ZA	ZA			F-7	6
10	COVER SET, TAIL	83500-K56-M60	ZC	ZB	ZA			F-23-10	4
11	COVER, FR. MAIN PIPE	64320-K56-V00	ZA	ZA	ZA			F-44-10	4
12	EMBLEM	86861-K56-M00	ZA	ZA	ZA			F-50-2	31
13	FENDER SET A, FR.	61000-K56-M60	ZC	ZB	ZA			F-10	8
14	GRIP, RR.	50400-K56-N10	ZA	ZA	ZA			F-23	2
15	MARK	86531-KYZ-710	ZA	ZA	ZA			F-50-2	4
16	MARK, HONDA	86101-K56-V00	ZB	ZB	ZB			F-50-2	1
17	MARK, HONDA	86102-K56-M60	ZC	ZB	ZA			F-50-2	2
18	SEAT COMP., DOUBLE	77200-K56-V20	ZA	ZA	ZA			F-23	4
19	STRIPE A, FR. TOP COVER	86651-K56-M60	ZC	ZB	ZA			F-50-2	24
20	STRIPE A, L. SIDE COVER	86642-K56-M60	ZC	ZB	ZA			F-50-2	13

FS150F (FS150Fk).....MA

No.	MODEL		FS150FK						
	COLOR		Pearl magellanic black	Pearl nightfall blue	Candy scintillate red	Applicable model		Applicable block No.	Ref. No.
	CODE		NH-A69P	PB-407P	R-356C	Initial applicable model	Final applicable model		
	Name of colored parts	Basic part No.	NHA69	PB407	R356				
21	STRIPE A, R. SIDE COVER	86641-K56-M60	ZC	ZB	ZA			F-50-2	11
22	STRIPE B, FR. TOP COVER	86652-K56-M60	ZC	ZB	ZA			F-50-2	25
23	STRIPE B, L. SIDE COVER	86644-K56-M60	ZC	ZB	ZA			F-50-2	17
24	STRIPE B, R. SIDE COVER	86643-K56-M60	ZC	ZB	ZA			F-50-2	15
25	STRIPE, L. FR. FENDER	86612-K56-M60	ZC	ZB	ZA			F-50-2	8
26	STRIPE, L. HANDLE TOP COVER	86533-K56-M60	ZC	ZB	ZA			F-50-2	6
27	STRIPE, L. RR. BODY COVER	86646-K56-M60	ZC	ZB	ZA			F-50-2	22
28	STRIPE, L. TAIL COVER	86832-K56-M60	ZC	ZB	ZA			F-50-2	28
29	STRIPE, R. FR. FENDER	86611-K56-M60	ZC	ZB	ZA			F-50-2	7
30	STRIPE, R. HANDLE TOP COVER	86532-K56-M60	ZC	ZB	ZA			F-50-2	5
31	STRIPE, R. RR. BODY COVER	86645-K56-M60	ZC	ZB	ZA			F-50-2	20
32	STRIPE, R. TAIL COVER	86831-K56-M60	ZC	ZB	ZA			F-50-2	26
33	SWINGARM SUB ASSY., RR.	52200-K56-V00	ZA	ZA	ZA			F-32	8
34	WHEEL SUB ASSY., FR.	44650-K56-M00	ZB	ZB	ZB			F-14-40	6
35	WHEEL SUB ASSY., RR.	42650-K56-M01	ZB	ZB	ZB			F-19-40	9



FS150F (FS150FL).....2MA

No.	MODEL		FS150FL				
	COLOR		Luminous orange YR-308	Applicable model		Applicable block No.	Ref. No.
	CODE			YR308	Initial applicable model		
	Name of colored parts	Basic part No.					
1	COVER COMP., RR. HANDLE	53216-K56-NJ0	ZB			F-7-1	5
2	COVER SET, FR.	64300-K56-M30	ZA			F-44	1
3	COVER SET, FR. HANDLE	53210-K56-M90	ZA			F-7-1	4
4	COVER SET, FR. TOP	64310-K56-MA0	ZA			F-44	19
5	COVER SET, L. RR. BODY	64450-K56-MA0	ZA			F-23-10	2
6	COVER SET, L. SIDE	64650-K56-MA0	ZA			F-44	8
7	COVER SET, R. RR. BODY	64400-K56-MA0	ZA			F-23-10	1
8	COVER SET, R. SIDE	64600-K56-MA0	ZA			F-44	6
9	COVER SET, TAIL	83500-K56-MA0	ZB			F-23-10	4
10	COVER, FR. MAIN PIPE	64320-K56-V00	ZA			F-44-10	4
11	EMBLEM	86861-K56-M00	ZA			F-50-3	48
12	FENDER SET A, FR.	61000-K56-MA0	ZA			F-10	8
13	GRIP, RR.	50400-K56-M90	ZA			F-23	2
14	MARK	86531-K56-M90	ZA			F-50-3	3
15	MARK, HONDA	86101-K56-V00	ZB			F-50-3	1
16	MARK, HONDA	86102-K56-M90	ZA			F-50-3	2
17	MARK, REPSOL	86613-K56-MA0	ZA			F-50-3	6
18	STRIPE A, FR. TOP COVER	86647-K56-MA0	ZA			F-50-3	26
19	STRIPE A, L. RR. BODY COVER	86646-K56-MA0	ZA			F-50-3	23
20	STRIPE A, L. SIDE COVER	86642-K56-MA0	ZA			F-50-3	11

FS150F (FS150FL).....2MA

No.	MODEL		FS150FL				
	COLOR		Luminous orange	Applicable model		Applicable block No.	Ref. No.
	CODE		YR-308	Initial applicable model	Final applicable model		
	Name of colored parts	Basic part No.	YR308				
21	STRIPE A, R. RR. BODY COVER	86645-K56-MA0	ZA			F-50-3	20
22	STRIPE A, R. SIDE COVER	86641-K56-MA0	ZA			F-50-3	8
23	STRIPE B, FR. TOP COVER	86648-K56-MA0	ZA			F-50-3	29
24	STRIPE B, L. SIDE COVER	86644-K56-MA0	ZA			F-50-3	17
25	STRIPE B, R. SIDE COVER	86643-K56-MA0	ZA			F-50-3	14
26	STRIPE C, L. SIDE COVER	86651-K56-MA0	ZA			F-50-3	36
27	STRIPE C, R. SIDE COVER	86650-K56-MA0	ZA			F-50-3	33
28	STRIPE D, L. SIDE COVER	86653-K56-MA0	ZA			F-50-3	41
29	STRIPE D, R. SIDE COVER	86652-K56-MA0	ZA			F-50-3	39
30	STRIPE, FR. TOP COVER	86649-K56-MA0	ZA			F-50-3	31
31	STRIPE, L. TAIL COVER	86832-K56-MA0	ZA			F-50-3	46
32	STRIPE, R. TAIL COVER	86831-K56-MA0	ZA			F-50-3	43
33	SWINGARM SUB ASSY., RR.	52200-K56-V00	ZA			F-32	8
34	WHEEL SUB ASSY., FR.	44650-K56-M90	ZA			F-14-40	6
35	WHEEL SUB ASSY., RR.	42650-K56-M90	ZA			F-19-40	9



FS150F (FS150FL).....3MA

No.	MODEL		FS150FL				
	COLOR		Vivacity red	Applicable model		Applicable block No.	Ref. No.
	CODE		R-331	Initial applicable model	Final applicable model		
	Name of colored parts	Basic part No.	R331				
1	COVER COMP., RR. HANDLE	53216-K56-NJ0	ZB			F-7-1	5
2	COVER SET, FR.	64300-K56-M30	ZA			F-44	1
3	COVER SET, FR. HANDLE	53210-K56-M90	ZA			F-7-1	4
4	COVER SET, FR. TOP	64310-K56-MB0	ZA			F-44	19
5	COVER SET, L. RR. BODY	64450-K56-MB0	ZA			F-23-10	2
6	COVER SET, L. SIDE	64650-K56-MB0	ZA			F-44	8
7	COVER SET, R. RR. BODY	64400-K56-MB0	ZA			F-23-10	1
8	COVER SET, R. SIDE	64600-K56-MB0	ZA			F-44	6
9	COVER SET, TAIL	83500-K56-MB0	ZB			F-23-10	4
10	COVER, FR. MAIN PIPE	64320-K56-V00	ZA			F-44-10	4
11	EMBLEM	86861-K56-M00	ZA			F-50-3	48
12	FENDER A, FR.	61100-K56-N10	ZU			F-10	1
13	GRIP, RR.	50400-K56-M90	ZB			F-23	2
14	MARK	86531-K56-M90	ZA			F-50-3	3
15	MARK	86651-K56-MB0	ZA			F-50-3	37
16	MARK, HONDA	86101-K56-V00	ZB			F-50-3	1
17	MARK, HONDA	86102-K56-M90	ZB			F-50-3	2
18	SEAT COMP., DOUBLE	77200-K56-V20	ZA			F-23	4
19	STRIPE A, L. SIDE COVER	86642-K56-MB0	ZA			F-50-3	12
20	STRIPE A, R. SIDE COVER	86641-K56-MB0	ZA			F-50-3	9

FS150F (FS150FL).....3MA

No.	MODEL		FS150FL				
	COLOR		Vivacity red	Applicable model		Applicable block No.	Ref. No.
	CODE		R-331	Initial applicable model	Final applicable model		
	Name of colored parts	Basic part No.	R331				
21	STRIPE B, L. SIDE COVER	86644-K56-MB0	ZA			F-50-3	18
22	STRIPE B, R. SIDE COVER	86643-K56-MB0	ZA			F-50-3	15
23	STRIPE C, L. SIDE COVER	86648-K56-MB0	ZA			F-50-3	30
24	STRIPE C, R. SIDE COVER	86647-K56-MB0	ZA			F-50-3	27
25	STRIPE D, L. SIDE COVER	86650-K56-MB0	ZA			F-50-3	34
26	STRIPE D, R. SIDE COVER	86649-K56-MB0	ZA			F-50-3	32
27	STRIPE, FR. TOP COVER	86652-K56-MB0	ZA			F-50-3	40
28	STRIPE, L. RR. BODY COVER	86646-K56-MB0	ZA			F-50-3	24
29	STRIPE, L. TAIL COVER	86832-K56-MB0	ZA			F-50-3	47
30	STRIPE, R. RR. BODY COVER	86645-K56-MB0	ZA			F-50-3	21
31	STRIPE, R. TAIL COVER	86831-K56-MB0	ZA			F-50-3	44
32	SWINGARM SUB ASSY., RR.	52200-K56-V00	ZA			F-32	8
33	WHEEL SUB ASSY., FR.	44650-K56-M90	ZB			F-14-40	6
34	WHEEL SUB ASSY., RR.	42650-K56-M90	ZB			F-19-40	9



FS150F (FS150FL).....MA

No.	MODEL		FS150FL					
	COLOR		Pearl magellanic black	Pearl nightfall blue	Applicable model		Applicable block No.	Ref. No.
	CODE		NH-A69P	PB-407P	Initial applicable model	Final applicable model		
	Name of colored parts	Basic part No.	NHA69	PB407				
1	COVER COMP., RR. HANDLE	53216-K56-NJ0	ZB	ZB			F-7-1	5
2	COVER SET, FR.	64300-K56-M30	ZA	ZA			F-44	1
3	COVER SET, FR. HANDLE	53210-K56-M90	ZA	ZA			F-7-1	4
4	COVER SET, FR. TOP	64310-K56-M90	ZB	ZA			F-44	19
5	COVER SET, L. RR. BODY	64450-K56-M90	ZB	ZA			F-23-10	2
6	COVER SET, L. SIDE	64650-K56-M90	ZB	ZA			F-44	8
7	COVER SET, R. RR. BODY	64400-K56-M90	ZB	ZA			F-23-10	1
8	COVER SET, R. SIDE	64600-K56-M90	ZB	ZA			F-44	6
9	COVER SET, TAIL	83500-K56-M90	ZB	ZA			F-23-10	4
10	COVER, FR. MAIN PIPE	64320-K56-V00	ZA	ZA			F-44-10	4
11	EMBLEM	86861-K56-M00	ZA	ZA			F-50-3	48
12	FENDER SET A, FR.	61000-K56-M90	ZB	ZA			F-10	8
13	GRIP, RR.	50400-K56-M90	ZB	ZB			F-23	2
14	MARK	86531-K56-M90	ZA	ZA			F-50-3	3
15	MARK, HONDA	86101-K56-V00	ZB	ZB			F-50-3	1
16	MARK, HONDA	86102-K56-M90	ZD	ZC			F-50-3	2
17	SEAT COMP., DOUBLE	77200-K56-V20	ZA	ZA			F-23	4
18	STRIPE A, L. FR. FENDER	86612-K56-M90	ZB	ZA			F-50-3	5
19	STRIPE A, L. SIDE COVER	86642-K56-M90	ZB	ZA			F-50-3	10
20	STRIPE A, R. FR. FENDER	86611-K56-M90	ZB	ZA			F-50-3	4

FS150F (FS150FL).....MA

No.	MODEL		FS150FL					
	COLOR		Pearl magellanic black	Pearl nightfall blue	Applicable model		Applicable block No.	Ref. No.
	CODE		NH-A69P	PB-407P	Initial applicable model	Final applicable model		
	Name of colored parts	Basic part No.	NHA69	PB407				
21	STRIPE A, R. SIDE COVER	86641-K56-M90	ZB	ZA			F-50-3	7
22	STRIPE B, L. SIDE COVER	86644-K56-M90	ZB	ZA			F-50-3	16
23	STRIPE B, R. SIDE COVER	86643-K56-M90	ZB	ZA			F-50-3	13
24	STRIPE C, L. SIDE COVER	86648-K56-M90	ZB	ZA			F-50-3	28
25	STRIPE C, R. SIDE COVER	86647-K56-M90	ZB	ZA			F-50-3	25
26	STRIPE, L. FR. TOP COVER	86652-K56-M90	ZB	ZA			F-50-3	38
27	STRIPE, L. RR. BODY COVER	86646-K56-M90	ZB	ZA			F-50-3	22
28	STRIPE, L. TAIL COVER	86832-K56-M90	ZB	ZA			F-50-3	45
29	STRIPE, R. FR. TOP COVER	86651-K56-M90	ZB	ZA			F-50-3	35
30	STRIPE, R. RR. BODY COVER	86645-K56-M90	ZB	ZA			F-50-3	19
31	STRIPE, R. TAIL COVER	86831-K56-M90	ZB	ZA			F-50-3	42
32	SWINGARM SUB ASSY., RR.	52200-K56-V00	ZA	ZA			F-32	8
33	WHEEL SUB ASSY., FR.	44650-K56-M90	ZB	ZB			F-14-40	6
34	WHEEL SUB ASSY., RR.	42650-K56-M90	ZB	ZB			F-19-40	9



FS150F (FS150FN)

No.	MODEL		FS150FN						
	COLOR		Vivacity red	Pearl nightfall blue	Radiate gray metallic	Applicable model		Applicable block No.	Ref. No.
	CODE		R-331	PB-407P	NH-B45M	Initial applicable model	Final applicable model		
	Name of colored parts	Basic part No.	R331	PB407	NHB45				
1	COVER COMP., RR. HANDLE	53216-K56-NJ0	ZB	ZB	ZB			F-7-1	5
2	COVER SET, FR.	64300-K56-M30	ZA	ZA	ZA			F-44	1
3	COVER SET, FR. TOP	64310-K3K-M00	ZC	ZB	ZA			F-44	19
4	COVER SET, L. SIDE	64650-K3K-M00	ZC	ZB	ZA			F-44	8
5	COVER SET, R. SIDE	64600-K3K-M00	ZC	ZB	ZA			F-44	6
6	COVER SET, TAIL	83500-K3K-M00	ZC	ZB	ZA			F-23-10	4
7	COVER, FR. MAIN PIPE	64320-K56-V00	ZA	ZA	ZA			F-44-10	4
8	COVER, L. RR. BODY	64490-K56-N10	ZL	ZL	ZL			F-23-10	10
9	COVER, R. RR. BODY	64480-K56-N10	ZL	ZL	ZL			F-23-10	9
10	FENDER A, FR.	61100-K56-N10	ZU	ZP	ZV			F-10	1
11	GRIP, RR.	50400-K56-M90	ZB	ZB	ZB			F-23	2
12	MARK, HONDA	86101-K56-V00	ZB	ZB	ZB			F-50-4	1
13	MARK, HONDA	86102-K3K-M00	ZC	ZB	ZA			F-50-4	2
14	SEAT COMP., DOUBLE	77200-K56-V20	ZA	ZA	ZA			F-23	4
15	STRIPE A, FR. TOP COVER	86651-K3K-M00	ZC	ZB	ZA			F-50-4	7
16	STRIPE A, L. SIDE COVER	86642-K3K-M00	ZC	ZB	ZA			F-50-4	4
17	STRIPE A, R. SIDE COVER	86641-K3K-M00	ZC	ZB	ZA			F-50-4	3
18	STRIPE B, FR. TOP COVER	86652-K3K-M00	ZC	ZB	ZA			F-50-4	8
19	STRIPE B, L. SIDE COVER	86644-K3K-M00	ZC	ZB	ZA			F-50-4	6
20	STRIPE B, R. SIDE COVER	86643-K3K-M00	ZC	ZB	ZA			F-50-4	5

FS150F (FS150FN)

No.	MODEL		FS150FN						
	COLOR		Vivacity red	Pearl nightfall blue	Radiate gray metallic	Applicable model		Applicable block No.	Ref. No.
	CODE		R-331	PB-407P	NH-B45M	Initial applicable model	Final applicable model		
	Name of colored parts	Basic part No.	R331	PB407	NHB45				
21	STRIPE C, FR. TOP COVER	86653-K3K-M00	ZC	ZB	ZA			F-50-4	9
22	STRIPE, L. TAIL COVER	86832-K3K-M00	ZC	ZB	ZA			F-50-4	11
23	STRIPE, R. TAIL COVER	86831-K3K-M00	ZC	ZB	ZA			F-50-4	10
24	SWINGARM SUB ASSY., RR.	52200-K56-V00	ZA	ZA	ZA			F-32	8
25	WHEEL SUB ASSY., FR.	44650-K56-M00	ZB	ZB	ZB			F-14-40	6
26	WHEEL SUB ASSY., RR.	42650-K56-M01	ZB	ZB	ZB			F-19-40	9



Fuel hose, general purpose hoses and vinyl hose

- The standard part fuel hose, general purpose hose and vinyl hose may be substituted by the coiled bulk part.
- When ordering the standard part fuel hose, general purpose hose and vinyl hose use the bulk part number written in the parts catalogue in brackets () underneath the part name, or use the catalogue below.
(The bulk part standard length is 1 m, however, those displayed in the catalogue < > are available in 3 m and 8 m lengths.)
- When exchanging the hose, cut and use at the specified length as mentioned in the part name.
(For the method of cutting the bulk part, and method of filling out orders etc., please refer to the service manual and the instructions issued with the bulk part.)
- The list below is a catalogue of the standard part numbers and bulk part numbers. Note that those numbers are applicable to the listed replacement parts only.

Fuel hoses/Tubes			
Standard part No.	Bulk part No.	Bulk part	
		Inner diameter (mm)	Length (m)
95001-30xxx-2x	95001-30001-20M	3.0	1
95001-30xxx-3x	95001-30001-30M	3.0	1
95001-30xxx-4x	95001-30001-40M	3.0	1
95001-35xxx-2x	95001-35001-50M <95001-35003-50M>	3.5	1 3
95001-35xxx-3x	95001-35001-60M <95001-35003-60M>	3.5	1 3
95001-35xxx-4x	95001-35001-60M <95001-35003-60M>	3.5	1 3
95001-35xxx-5x	95001-35001-50M <95001-35003-50M>	3.5	1 3
95001-35xxx-6x	95001-35001-60M <95001-35003-60M>	3.5	1 3
95001-45xxx-2x	95001-45001-50M <95001-45003-50M>	4.5	1 3
95001-45xxx-3x	95001-45001-60M <95001-45003-60M> <95001-45008-60M>	4.5	1 3 8
95001-45xxx-4x	95001-45001-60M <95001-45003-60M> <95001-45008-60M>	4.5	1 3 8
95001-45xxx-5x	95001-45001-50M <95001-45003-50M>	4.5	1 3
95001-45xxx-6x	95001-45001-60M <95001-45003-60M> <95001-45008-60M>	4.5	1 3 8
95001-55xxx-2x	95001-55001-50M <95001-55003-50M> <95001-55008-50M>	5.5	1 3 8

Fuel hoses/Tubes			
Standard part No.	Bulk part No.	Bulk part	
		Inner diameter (mm)	Length (m)
95001-55xxx-3x	95001-55001-60M <95001-55003-60M> <95001-55008-60M>	5.5	1 3 8
95001-55xxx-4x	95001-55001-60M <95001-55003-60M> <95001-55008-60M>	5.5	1 3 8
95001-55xxx-5x	95001-55001-50M <95001-55003-50M> <95001-55008-50M>	5.5	1 3 8
95001-55xxx-6x	95001-55001-60M <95001-55003-60M> <95001-55008-60M>	5.5	1 3 8
95001-75xxx-2x	95001-75001-50M <95001-75003-50M>	7.5	1 3
95001-75xxx-3x	95001-75001-60M <95001-75003-60M> <95001-75008-60M>	7.5	1 3 8
95001-75xxx-4x	95001-75001-60M <95001-75003-60M> <95001-75008-60M>	7.5	1 3 8
95001-75xxx-5x	95001-75001-50M <95001-75003-50M>	7.5	1 3
95001-75xxx-6x	95001-75001-60M <95001-75003-60M> <95001-75008-60M>	7.5	1 3 8
95001-80xxx-2x	95001-80001-50M	8.0	1
95001-80xxx-3x	95001-80001-60M	8.0	1
95001-80xxx-4x	95001-80001-60M	8.0	1
95001-80xxx-5x	95001-80001-50M	8.0	1
95001-80xxx-6x	95001-80001-60M	8.0	1

Vinyl tube				
Standard part No.	Bulk part No.	Bulk part		
		Inner dia- meter (mm)	Outer dia-meter (mm)	Length (m)
95003-01xxx-3x	95003-01001-60M <95003-01003-60M>	2.9	6.8	1 3
95003-01xxx-60	95003-01001-60M <95003-01003-60M>	2.9	6.8	1 3
95003-03xxx-3x	95003-03001-60M <95003-03003-60M>	3.0	6.0	1 3
95003-03xxx-60	95003-03001-60M <95003-03003-60M>	3.0	6.0	1 3
95003-05xxx-3x	95003-05001-60M <95003-05003-60M> <95003-05008-60M>	3.5	6.5	1 3 8
95003-05xxx-60	95003-05001-60M <95003-05003-60M> <95003-05008-60M>	3.5	6.5	1 3 8
95003-07xxx-1x	95003-07001-10M <95003-07003-10M> <95003-07008-10M>	4.0	7.0	1 3 8
95003-07xxx-20	95003-07001-10M <95003-07003-10M> <95003-07008-10M>	4.0	7.0	1 3 8
95003-07xxx-3x	95003-07001-60M <95003-07003-60M> <95003-07008-60M>	4.0	7.0	1 3 8
95003-07xxx-60	95003-07001-60M <95003-07003-60M> <95003-07008-60M>	4.0	7.0	1 3 8
95003-07xxx-7x	95003-07001-70M <95003-07003-70M> <95003-07008-70M>	4.0	7.0	1 3 8
95003-08xxx-1x	95003-08001-10M <95003-08003-10M> <95003-08008-10M>	4.5	6.5	1 3 8
95003-09xxx-3x	95003-09001-60M <95003-09003-60M>	4.5	8.0	1 3
95003-09xxx-60	95003-09001-60M <95003-09003-60M>	4.5	8.0	1 3
95003-10xxx-1x	95003-10001-10M <95003-10003-10M>	5.0	8.0	1 3
95003-10xxx-20	95003-10001-10M <95003-10003-10M>	5.0	8.0	1 3
95003-10xxx-3x	95003-10001-60M <95003-10003-60M>	5.0	8.0	1 3
95003-10xxx-60	95003-10001-60M <95003-10003-60M>	5.0	8.0	1 3
95003-11xxx-3x	95003-11001-60M <95003-11003-60M> <95003-11008-60M>	5.0	9.0	1 3 8
95003-11xxx-60	95003-11001-60M <95003-11003-60M> <95003-11008-60M>	5.0	9.0	1 3 8
95003-12xxx-1x	95003-12001-10M <95003-12003-10M> <95003-12008-10M>	5.0	7.0	1 3 8
95003-12xxx-20	95003-12001-10M <95003-12003-10M> <95003-12008-10M>	5.0	7.0	1 3 8

Vinyl tube				
Standard part No.	Bulk part No.	Bulk part		
		Inner dia- meter (mm)	Outer dia-meter (mm)	Length (m)
95003-14xxx-1x	95003-14001-10M <95003-14003-10M>	6.0	9.0	1 3
95003-14xxx-20	95003-14001-10M <95003-14003-10M>	6.0	9.0	1 3
95003-14xxx-3x	95003-14001-60M <95003-14003-60M>	6.0	9.0	1 3
95003-17xxx-1x	95003-17001-10M <95003-17003-10M>	7.0	9.0	1 3
95003-19xxx-1x	95003-19001-10M <95003-19003-10M> <95003-19008-10M>	7.0	11.0	1 3 8
95003-19xxx-20	95003-19001-10M <95003-19003-10M> <95003-19008-10M>	7.0	11.0	1 3 8
95003-19xxx-3x	95003-19001-60M <95003-19003-60M> <95003-19008-60M>	7.0	11.0	1 3 8
95003-19xxx-60	95003-19001-60M <95003-19003-60M> <95003-19008-60M>	7.0	11.0	1 3 8
95003-21xxx-1x	95003-21001-10M <95003-21003-10M>	8.0	9.0	1 3
95003-21xxx-20	95003-21001-10M <95003-21003-10M>	8.0	9.0	1 3
95003-23xxx-1x	95003-23001-10M <95003-23003-10M>	8.0	12.0	1 3
95003-23xxx-20	95003-23001-10M <95003-23003-10M>	8.0	12.0	1 3
95003-23xxx-3x	95003-23001-60M <95003-23003-60M> <95003-23008-60M>	8.0	12.0	1 3 8
95003-23xxx-60	95003-23001-60M <95003-23003-60M> <95003-23008-60M>	8.0	12.0	1 3 8
95003-25xxx-1x	95003-25001-10M <95003-25003-10M>	9.0	11.0	1 3
95003-25xxx-20	95003-25001-10M <95003-25003-10M>	9.0	11.0	1 3
95003-25xxx-3x	95003-25001-60M <95003-25003-60M>	9.0	11.0	1 3
95003-25xxx-7x	95003-25001-70M <95003-25003-70M>	9.0	11.0	1 3
95003-27xxx-1x	95003-27001-10M <95003-27003-10M>	9.0	13.0	1 3
95003-27xxx-20	95003-27001-10M <95003-27003-10M>	9.0	13.0	1 3
95003-27xxx-3x	95003-27001-60M <95003-27003-60M>	9.0	13.0	1 3
95003-27xxx-60	95003-27001-60M <95003-27003-60M>	9.0	13.0	1 3
95003-33xxx-1x	95003-33001-10M <95003-33003-10M>	10.0	14.0	1 3
95003-33xxx-20	95003-33001-10M <95003-33003-10M>	10.0	14.0	1 3

Vinyl tube				
Standard part No.	Bulk part No.	Bulk part		
		Inner dia- meter (mm)	Outer dia-meter (mm)	Length (m)
95003-36xxx-1x	95003-36001-10M <95003-36003-10M> <95003-36008-10M>	11.0	13.0	1 3 8
95003-36xxx-20	95003-36001-10M <95003-36003-10M> <95003-36008-10M>	11.0	13.0	1 3 8
95003-37xxx-3x	95003-37001-60M <95003-37003-60M>	11.0	15.0	1 3
95003-37xxx-60	95003-37001-60M <95003-37003-60M>	11.0	15.0	1 3
95003-38xxx-1x	95003-38001-10M <95003-38003-10M>	12.0	13.0	1 3
95003-38xxx-20	95003-38001-10M <95003-38003-10M>	12.0	13.0	1 3
95003-39xxx-1x	95003-39001-10M <95003-39003-10M>	12.0	14.0	1 3
95003-39xxx-20	95003-39001-10M <95003-39003-10M>	12.0	14.0	1 3
95003-40xxx-20	95003-40001-10M <95003-40003-10M>	12.0	16.0	1 3
95003-40xxx-3x	95003-40001-60M <95003-40003-60M>	12.0	16.0	1 3
95003-40xxx-60	95003-40001-60M <95003-40003-60M>	12.0	16.0	1 3
95003-43xxx-1x	95003-43001-10M <95003-43003-10M> <95003-43008-10M>	13.0	15.0	1 3 8
95003-43xxx-20	95003-43001-10M <95003-43003-10M> <95003-43008-10M>	13.0	15.0	1 3 8
95003-45xxx-1x	95003-45001-10M <95003-45003-10M> <95003-45008-10M>	14.0	18.0	1 3 8
95003-45xxx-20	95003-45001-10M <95003-45003-10M> <95003-45008-10M>	14.0	18.0	1 3 8
95003-50xxx-1x	95003-50001-10M <95003-50003-10M>	16.0	19.0	1 3
95003-50xxx-20	95003-50001-10M <95003-50003-10M>	16.0	19.0	1 3
95003-50xxx-3x	95003-50001-60M <95003-50003-60M>	16.0	19.0	1 3
95003-55xxx-1x	95003-55001-10M <95003-55003-10M>	17.5	20.5	1 3
95003-55xxx-20	95003-55001-10M <95003-55003-10M>	17.5	20.5	1 3
95003-60xxx-1x	95003-60001-10M <95003-60003-10M>	22.0	27.0	1 3
95003-60xxx-20	95003-60001-10M <95003-60003-10M>	22.0	27.0	1 3
95003-60xxx-3x	95003-60001-60M <95003-60003-60M>	22.0	27.0	1 3
95003-60xxx-60	95003-60001-60M <95003-60003-60M>	22.0	27.0	1 3



General purpose hoses			
Standard part No.	Bulk part No.	Bulk part	
		Inner diameter (mm)	Length (m)
95005-11xxx-3x	95005-11001-30M	11.0	1
95005-11xxx-5x	95005-11001-50M	11.0	1
95005-12xxx-1x	95005-12001-10M <95005-12003-10M>	12.0	1 3
95005-12xxx-2x	95005-12001-20M	12.0	1
95005-12xxx-3x	95005-12001-30M	12.0	1
95005-12xxx-5x	95005-12001-50M	12.0	1
95005-14xxx-1x	95005-14001-10M	14.0	1
95005-14xxx-2x	95005-14001-20M <95005-14003-20M>	14.0	1 3
95005-14xxx-3x	95005-14001-30M	14.0	1
95005-14xxx-5x	95005-14001-50M	14.0	1
95005-17xxx-1x	95005-17001-10M	17.0	1
95005-17xxx-2x	95005-17001-20M	17.0	1
95005-17xxx-3x	95005-17001-30M	17.0	1
95005-17xxx-5x	95005-17001-50M	17.0	1
95005-30xxx-3x	95005-30001-30M	3.0	1
95005-30xxx-5x	95005-30001-50M	3.0	1
95005-35xxx-1x	95005-35001-10M <95005-35003-10M> <95005-35008-10M>	3.5	1 3 8
95005-35xxx-2x	95005-35001-20M	3.5	1
95005-35xxx-3x	95005-35001-30M	3.5	1
95005-35xxx-4x	95005-35001-10M <95005-35003-10M> <95005-35008-10M>	3.5	1 3 8
95005-35xxx-5x	95005-35001-50M	3.5	1
95005-45xxx-1x	95005-45001-10M <95005-45003-10M> <95005-45008-10M>	4.5	1 3 8
95005-45xxx-2x	95005-45001-20M	4.5	1
95005-45xxx-3x	95005-45001-30M	4.5	1

General purpose hoses			
Standard part No.	Bulk part No.	Bulk part	
		Inner diameter (mm)	Length (m)
95005-45xxx-4x	95005-45001-10M <95005-45003-10M> <95005-45008-10M>	4.5	1 3 8
95005-45xxx-5x	95005-45001-50M	4.5	1
95005-50xxx-3x	95005-50001-30M <95005-50003-30M>	5.0	1 3
95005-50xxx-5x	95005-50001-50M	5.0	1
95005-55xxx-1x	95005-55001-10M <95005-55003-10M> <95005-55008-10M>	5.3	1 3 8
95005-55xxx-2x	95005-55001-20M <95005-55003-20M>	5.3	1 3
95005-55xxx-4x	95005-55001-10M <95005-55003-10M> <95005-55008-10M>	5.3	1 3 8
95005-65xxx-1x	95005-65001-10M <95005-65003-10M>	6.5	1 3
95005-65xxx-2x	95005-65001-20M	6.5	1
95005-70xxx-3x	95005-70001-30M <95005-70003-30M>	7.0	1 3
95005-70xxx-5x	95005-70001-50M	7.0	1
95005-75xxx-1x	95005-75001-10M <95005-75003-10M>	7.3	1 3
95005-75xxx-2x	95005-75001-20M	7.3	1
95005-80xxx-1x	95005-80001-10M <95005-80003-10M>	8.0	1 3
95005-80xxx-2x	95005-80001-20M	8.0	1
95005-80xxx-3x	95005-80001-30M	8.0	1
95005-80xxx-5x	95005-80001-50M	8.0	1
95005-91xxx-3x	95005-91001-30M	12.0	1
95005-91xxx-5x	95005-91001-50M	12.0	1
95005-92xxx-3x	95005-92001-30M	12.0	1
95005-92xxx-5x	95005-92001-50M	12.0	1

NOTE: X is displayed to represent the omitted numerals and letters of the roman alphabet.

⊙ **CAUTION: It is DANGEROUS to confuse the fuel hose with the general purpose hose or vinyl hose.**

Never use a general purpose hose or vinyl hose in place of a fuel hose or vice versa. Always use the correct bulk part in the parts catalogue, according to the service manual or the instructions issued with the bulk part.

• Bulk part number of fuel hose, general purpose hose and vinyl hose.

(Example)

9 5 0 0 1 - 7 5 0 0 1 - 5 0 M

Bulk part number: Refers to the bulk part.

Marking code (hose type): (fuel hose and general purpose hose)

Change code (for added hose): (Vinyl hose)

• Indicates number mark or change sequence, however, the code for the bulk part must be strictly 0 (zero).

Types of code:

- Fuel hose
 - 2: Red outside braid (3 mm inside dia. only)
 - 5: Black inside braid
 - 3: Red (3 mm inside dia. only)
 - 4: Ash gray with red stripe (3 mm inside dia. only)
 - 6: Black

- Vinyl hose
 - 1: Clear
 - 2: Black
 - 3: Light red
 - 6: Light red
 - 7: Pale black

- General hose
 - 1: Ash gray
 - 2: Ash gray
 - 3: Black
 - 5: Black

Lengths: 001: 1 m (standard)
003: 3 m
008: 8 m

I.D code: (fuel hose and general purpose hose)

- | | |
|--------------------|--------------------------------|
| 30: 3.0 mm | 11: 11 mm |
| 35: 3.5 mm | 91: 12 mm (outside dia. 15) mm |
| 45: 4.5 mm | 92: 12 mm (outside dia. 16) mm |
| 50: 5.0 mm | 12: 12 mm (outside dia. 17) mm |
| 55: 5.3 mm, 5.5 mm | 14: 14 mm |
| 65: 6.5 mm | 17: 17 mm |
| 70: 7.0 mm | |
| 75: 7.3 mm, 7.5 mm | |
| 80: 8.0 mm | |

ID./OD. code: (vinyl hose)

- | | | |
|-------------------------|---------------------------|---------------------------|
| 01: ID. 2.9, OD. 6.8 mm | 14: ID. 6.0, OD. 9.0 mm | 37: ID. 11.0, OD. 15.0 mm |
| 03: ID. 3.0, OD. 6.0 mm | 17: ID. 7.0, OD. 9.0 mm | 38: ID. 12.0, OD. 13.0 mm |
| 05: ID. 3.5, OD. 6.5 mm | 19: ID. 7.0, OD. 11.0 mm | 39: ID. 12.0, OD. 14.0 mm |
| 07: ID. 4.0, OD. 7.0 mm | 21: ID. 8.0, OD. 9.0 mm | 40: ID. 12.0, OD. 16.0 mm |
| 08: ID. 4.5, OD. 6.5 mm | 23: ID. 8.0, OD. 12.0 mm | 43: ID. 13.0, OD. 15.0 mm |
| 09: ID. 4.5, OD. 8.0 mm | 25: ID. 9.0, OD. 11.0 mm | 45: ID. 14.0, OD. 18.0 mm |
| 12: ID. 5.0, OD. 7.0 mm | 27: ID. 9.0, OD. 13.0 mm | 50: ID. 16.0, OD. 19.0 mm |
| 10: ID. 5.0, OD. 8.0 mm | 33: ID. 10.0, OD. 14.0 mm | 55: ID. 17.5, OD. 20.5 mm |
| 11: ID. 5.0, OD. 9.0 mm | 36: ID. 11.0, OD. 13.0 mm | 60: ID. 22.0, OD. 27.0 mm |

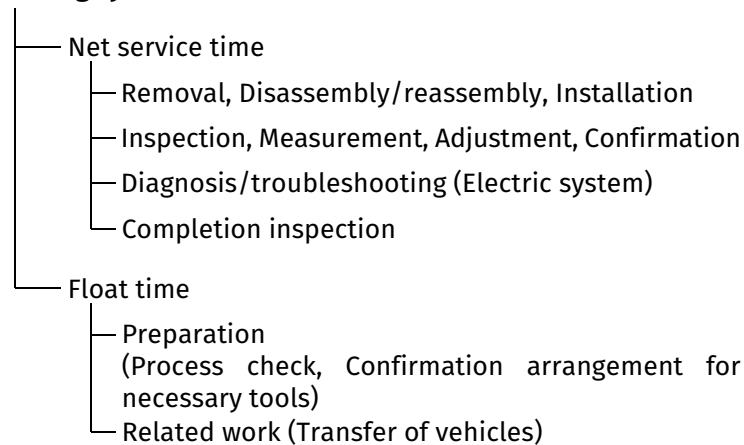
Hose type: 1: Fuel hose
3: Vinyl hose
5: General hose



FLAT RATE SERVICE TIME

Flat rate service time (FRT) means the standard time required to service a MC, which is listed in this manual to help the dealers control the actual working process and calculate the service charge by using it as a guide.

FRT setting system



* Float time is set by multiplying the net service time by a given coefficient.

Editorial style

The service items shown in the text are listed with the exchange work time for the repair sales parts as the subject. Other representative service items not using repair parts (removal/installation, adjustment, inspection/measuring, and other work) are listed collectively in the list in the preface, classified according to the work.

FRT setting standard

- Decimal system (in unit of 0.1) is adopted to set FRT as it is convenient to calculate the wage.
Example: (0.1)→6 minutes, (0.2)→12 minutes
[Labor cost per hour] x [FRT] = [Wage]
- FRT is set with a hand tool.
- Service items and FRT can be subject to change depending on development of tools and service equipment and improvement in service procedure.

Work procedure

- As the work procedure is set with the work time according to the method in the separate Service Manual, refer to this Manual as required.
- Work methods permitting servicing in the shortest time still permitting assurance of safe work and product warranty are used for the setting of service items not listed in the Service Manual.
- Work basically is to be performed by one person, and when two or more people are required, setting is done as the total time for the number of people.
- The set value for the technological level of the workers uses a person with three years of experience in the repair of Honda vehicles as the standard.
- Special tools and service equipment used to set FRT are those specified or recommended in Service Manual.

Service item whose FRT is not presented

- Accessories and service parts that are not listed to use in this manual.
 - Locations with little aging deterioration or breakage during normal use.
 - Service work that can be finished by one touch.
 - Service work that is seldom done (i.e. extremely small causes of trouble and service frequency).
- * When FRT is not presented, please calculate wages based on appropriate actual work time

Operation not included of FRT

- Oil and coolant water draining, Waiting time for warming up operation and etc..
- Additional operation that involves removal/installation of standard exterior equipment.
- Indirect time spent for service by visiting the customer, trade-in, and delivery of a MC.
- Indirect time required for ordering and delivery of parts.
- Cost for grease, adhesive agent, etc. used for service work.

**Explanation of FRT by using an example
(The example may differ from the actual presented items)**

Ref. No.	L.O.N.	(Relative ref. Number) Description	F.R.T.
① ②	111118	(1, 3, 4, 7) CAMSHAFT 4.5	②
③	111118A	⑥ • Includes: Valve clearance adjustment Replace rocker arm add1.0	⑤

- ① Reference No. of the illustration of part that shows location of the replacement work.
- ② FRT is an abbreviation of Flat Rate Time indicating the standard service time required for the replacement.
- ③ LON is an abbreviation of Labor Operation Number, and it is a classification of the service items by the work unit code.

The same operation code is used regardless of the models.

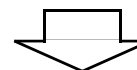
Standard operation is indicated with 6 digits code, and additional operation is indicated with 7 digits code.
- ④ Indicating the camshaft replacement and FRT4.5.
- ⑤ Indicating FRT1.0 that will be added when additional operation (replace rocker arm) is done in association with camshaft replacement.

- ⑥ Indicating work contents that are included in the service item.
- ⑦ Indicating a reference No. whose operation and time are the same as FRT4.5 for the camshaft.

(The application range is limited to the service items without an LON setting within a same block.)

**How to refer to the service item by using the sample
(camshaft replacement)**

Open to the page of the block where the camshaft's spare part illustration is shown.



Look for the camshaft illustration, and refer to the service item and FRT that agree with the reference No.

Major service items without using spare parts

Removal/Installation, Adjustment, Inspection/Measurement, Other work

E: Engine, F: Frame

* OPERATIONS OTHER THAN REPLACING PARTS

• Removal/installation

Set for the configuration with the parts removed from the vehicle.

	LON	DESCRIPTION	FRT
E	1101E5	TILTING ENGINE ASSEMBLY- REMOVAL/INSTALLATION INCLUDES: All necessary adjustment	2.9
	3111D5	THROTTLE BODY ASSEMBLY- REMOVAL/INSTALLATION	1.1
	1101E6	CRANKCASE SEPARATION INCLUDES: Engine removal and installation	5.3
F	1151E6	RADIATOR ASSEMBLY- REMOVAL/INSTALLATION	0.6

• Adjustment

	LON	DESCRIPTION	FRT
E	2123A0	CLUTCH-ADJUSTMENT INCLUDES: Clutch lever adjustment	0.1
	6143A1	SPARK PLUG-ADJUSTMENT/CLEANING	0.7
	1113A0	VALVE CLEARANCE-ADJUSTMENT NOTE: For 1 vehicle	1.5
F	6163A0	HEADLIGHT-AIMING	0.1
	2133A0	DRIVE CHAIN-ADJUSTMENT	0.1
	7103A1	FRONT WHEEL-BALANCE	0.5
	7103A2	REAR WHEEL-BALANCE	0.5
	3113A3	THROTTLE OPERATION-ADJUSTMENT	0.3

• Inspection/Measurement

	LON	DESCRIPTION	FRT
E	1115A0	COMPRESSION PRESSURE-MEASUREMENT	0.8
	6145A0	IGNITION TIMING-INSPECTION	0.2
F	6105A0	BATTERY-CHARGE INCLUDES: In case of open type battery, checking electrolyte level and charge.	0.2

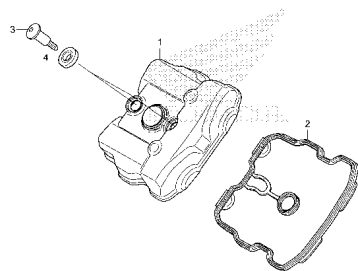
• Other work

	LON	DESCRIPTION	FRT
E	1130A1	OIL FILTER SCREEN-CLEANING	0.8
F	7110A0	FRONT BRAKE-AIR BLEEDING	0.3
	7110A5	FRONT BRAKE-AIR BLEEDING(A) NOTE: Without handle top cover	0.2
	7110A1	REAR BRAKE-AIR BLEEDING	0.2
	1151E7	RADIATOR COOLANT-CHANGE	0.3

ENGINE GROUP

E-1

CYLINDER HEAD COVER

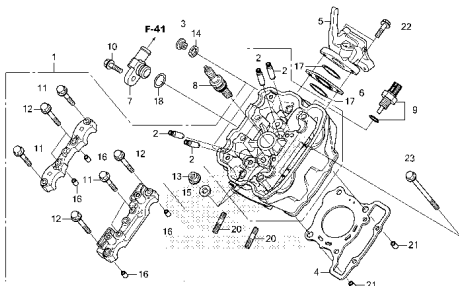


FR.

K56MEL001

E-2

CYLINDER HEAD

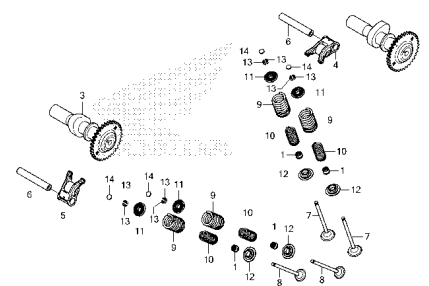


FR.

K56ML020

E-3

CAMSHAFT/VALVE

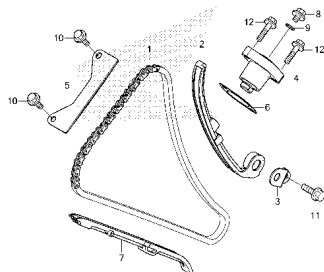


FR.

K56MEL001

E-4

CAM CHAIN/TENSIONER

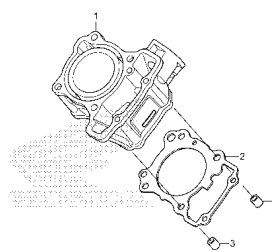


FR.

K56ML050

E-5

CYLINDER

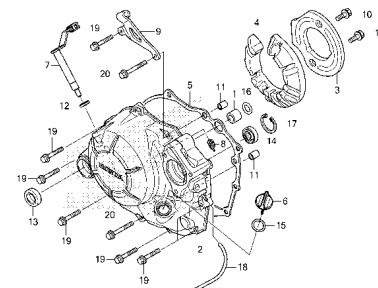


FR.

K56ML050

E-6

RIGHT CRANKCASE COVER

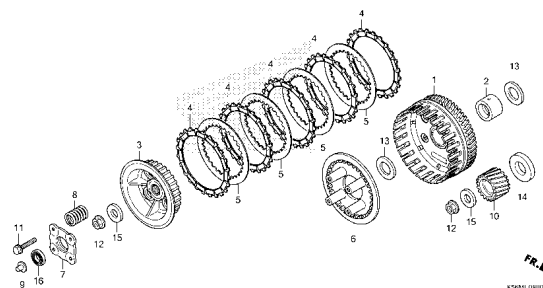


FR.

K56ML050

E-8

CLUTCH

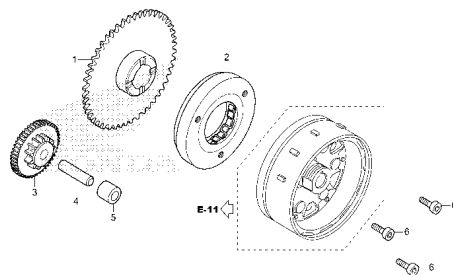


FR.

K56ML050

E-9

STARTING CLUTCH

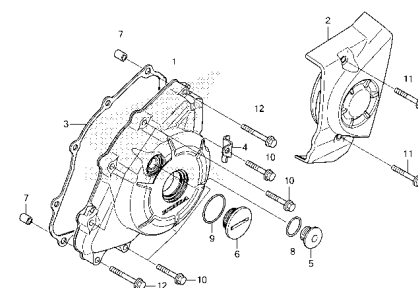


FR.

K56MEL001

E-10

LEFT CRANKCASE COVER



FR.

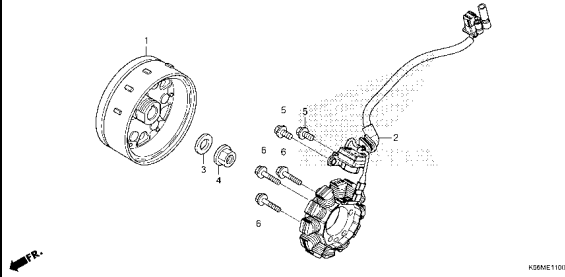
K56ML050

2

ENGINE GROUP

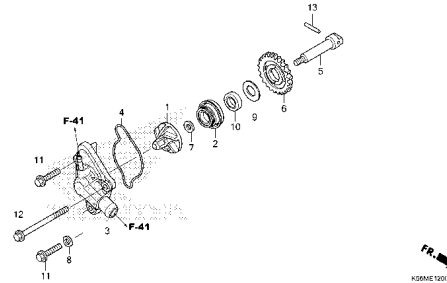
E-11

GENERATOR



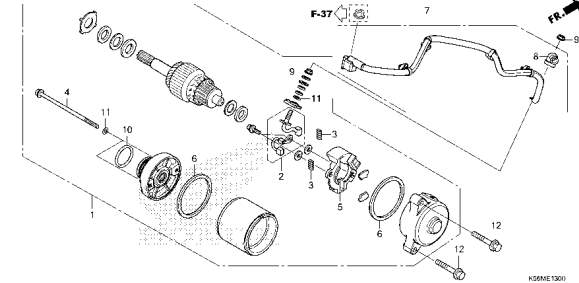
E-12

WATER PUMP



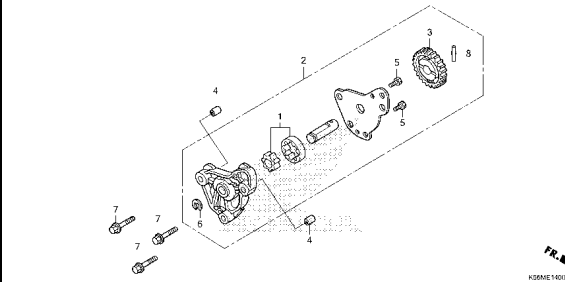
E-13

STARTER MOTOR



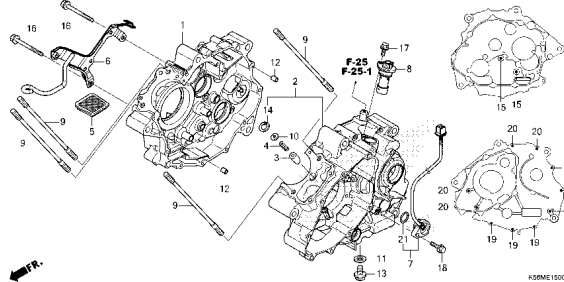
E-14

OIL PUMP



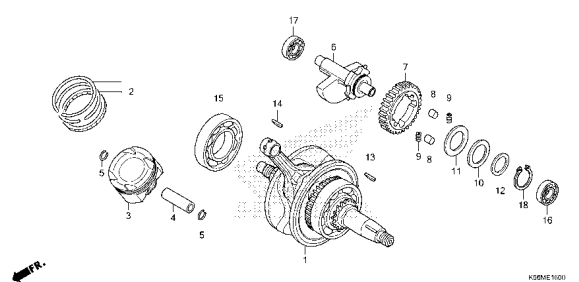
E-15

CRANKCASE



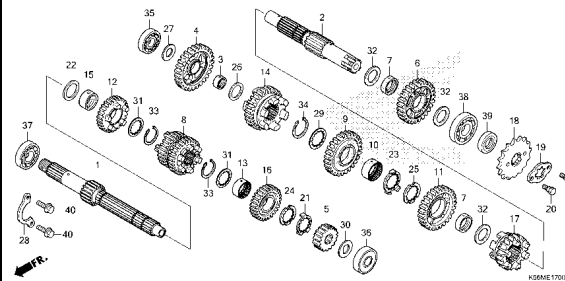
E-16

CRANKSHAFT/PISTON



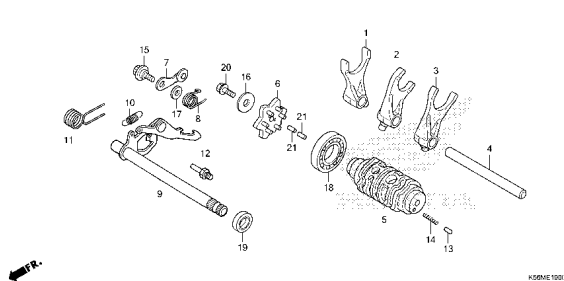
E-17

TRANSMISSION



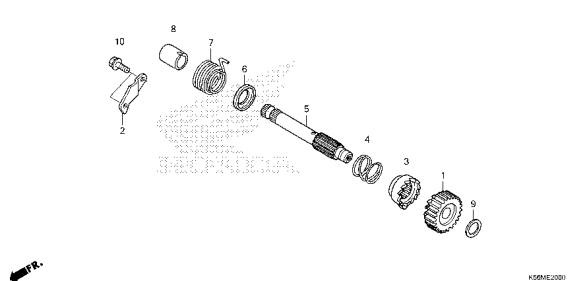
E-19

GEARSHIFT DRUM



E-20

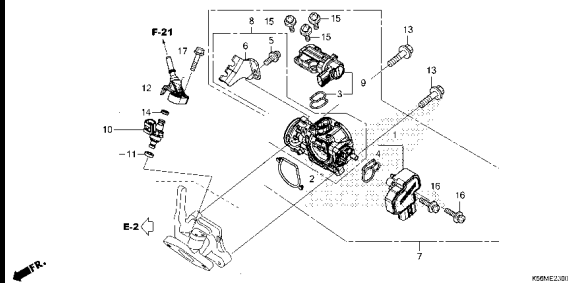
KICK STARTER SPINDLE



ENGINE GROUP

E-23

THROTTLE BODY

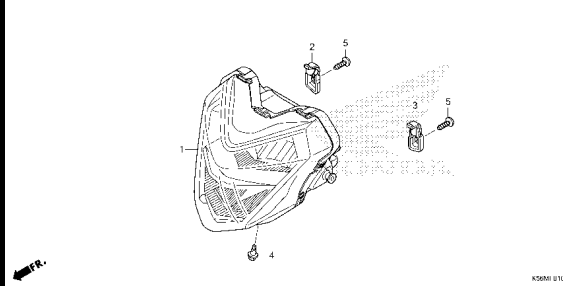


2

FRAME GROUP

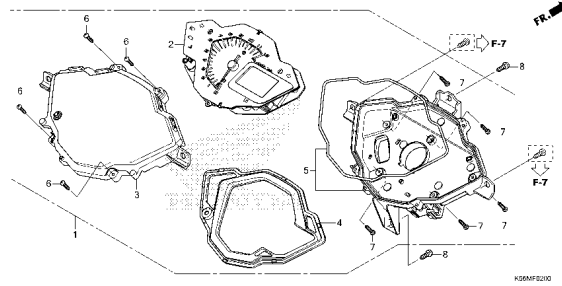
F-1

HEADLIGHT



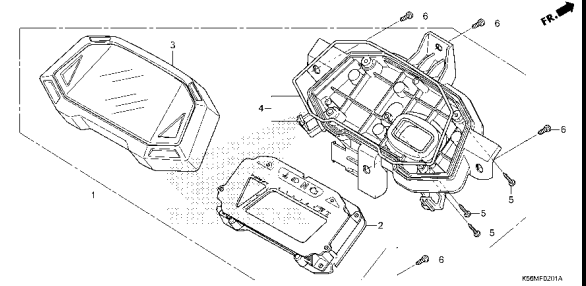
F-2

METER(FS150FH/J/K)



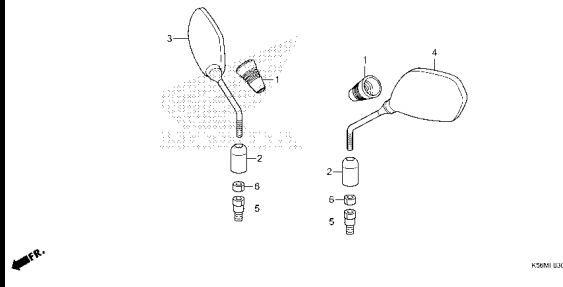
F-2-1

METER(FS150FL/N)



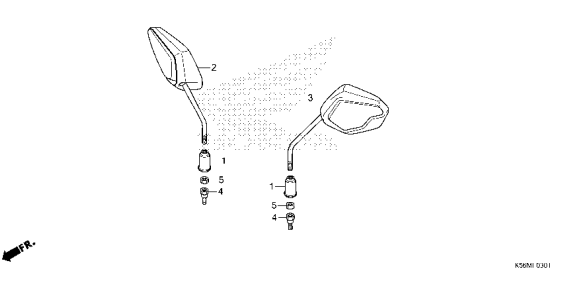
F-3

MIRROR(FS150FH/J/K)



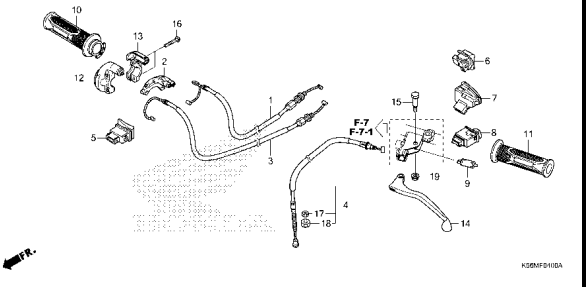
F-3-1

MIRROR(FS150FL/N)



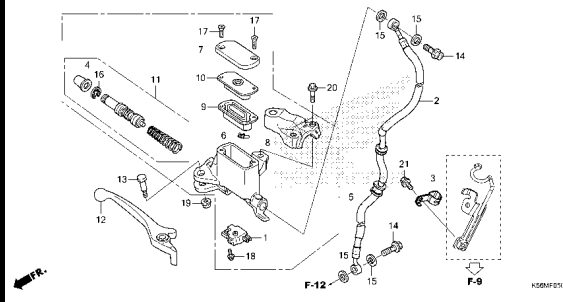
F-4

HANDLE LEVER/SWITCH/CABLE



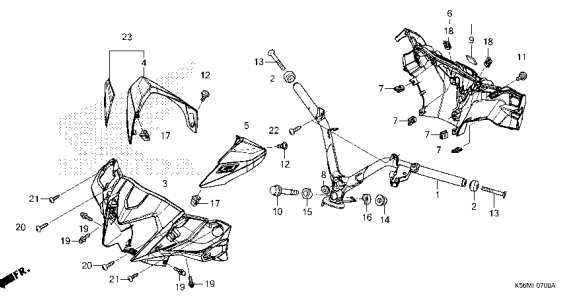
F-5

FRONT BRAKE MASTER CYLINDER



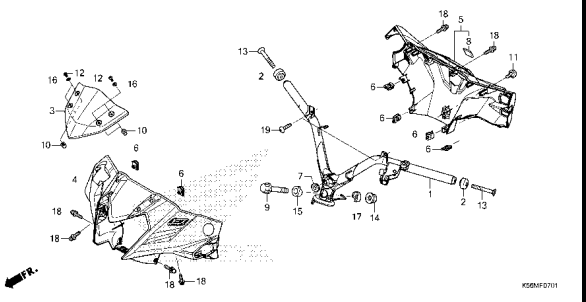
F-7

HANDLE PIPE/HANDLE COVER(FS150FH/J/K)



F-7-1

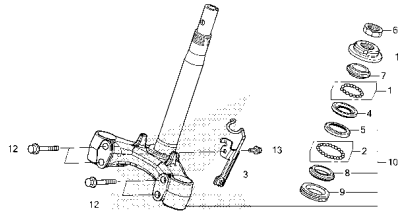
HANDLE PIPE/HANDLE COVER(FS150FL/N)



FRAME GROUP

F-9

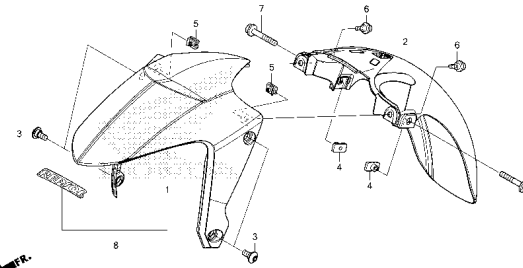
STEERING STEM



K50MF210D

F-10

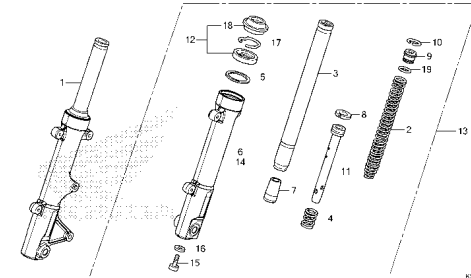
FRONT FENDER



K50MF110D

F-11

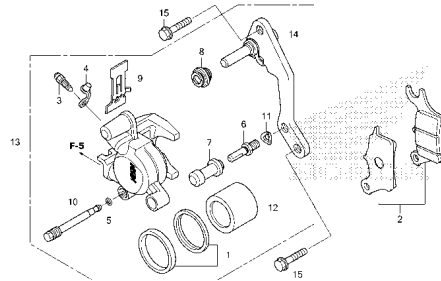
FRONT FORK



K50M1110U

F-12

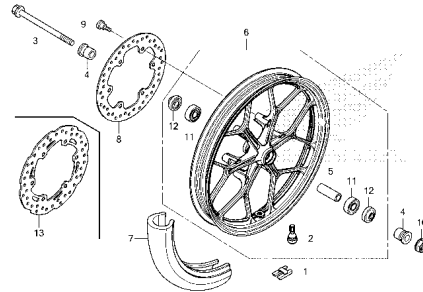
FRONT BRAKE CALIPER



K50MF120D

F-14-40

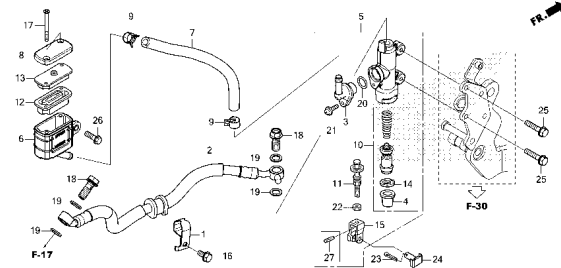
FRONT WHEEL



K50MF140A

F-15

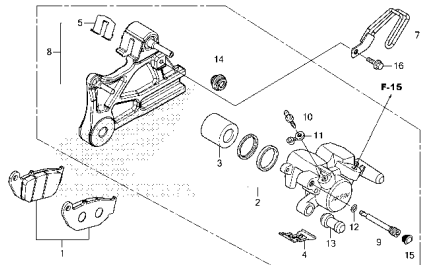
REAR BRAKE MASTER CYLINDER



K50MF150A

F-17

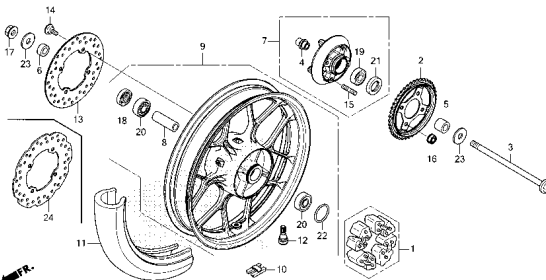
REAR BRAKE CALIPER



K50M1170U

F-19-40

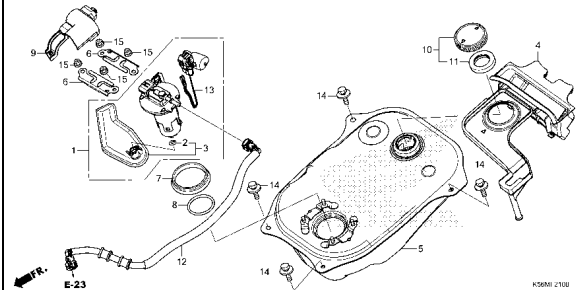
REAR WHEEL



K50MF190A

F-21

FUEL TANK



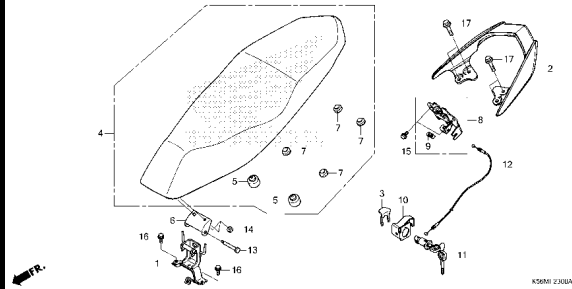
K50M1210U



FRAME GROUP

F-23

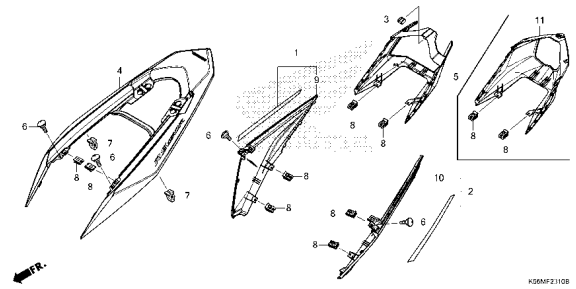
SEAT



K56M1 ZJDA

F-23-10

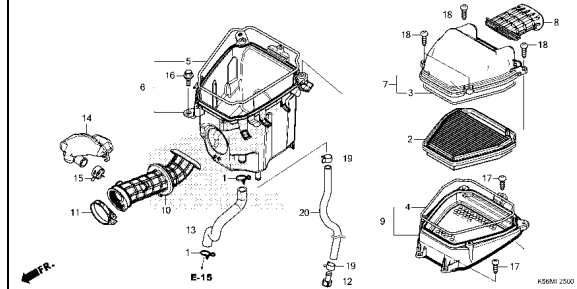
BODY COVER



K56MF210B

F-25

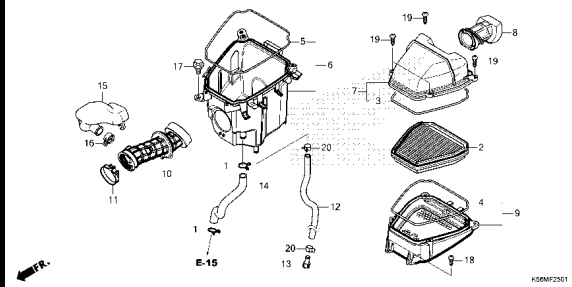
AIR CLEANER(FS150FH//J/K/L)



K56M1 Z500

F-25-1

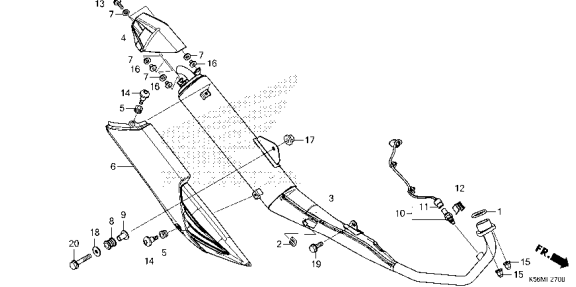
AIR CLEANER(FS150FN)



K56MF2501

F-27

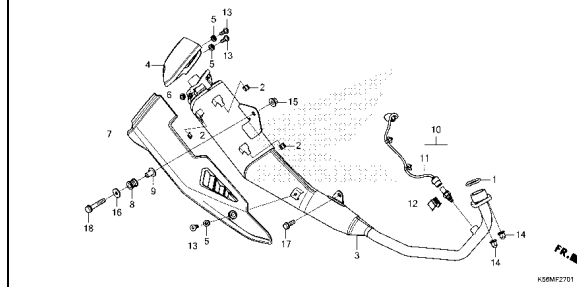
EXHAUST MUFFLER(FS150FH//J/K/L)



K56M1 Z700

F-27-1

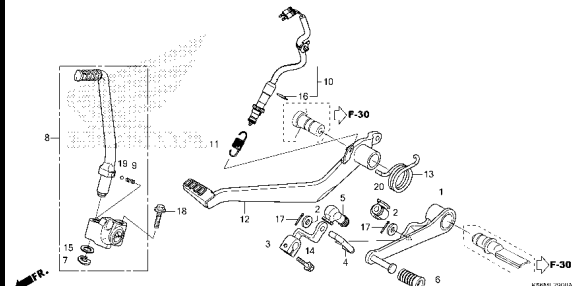
EXHAUST MUFFLER(FS150FN)



K56MF2701

F-29

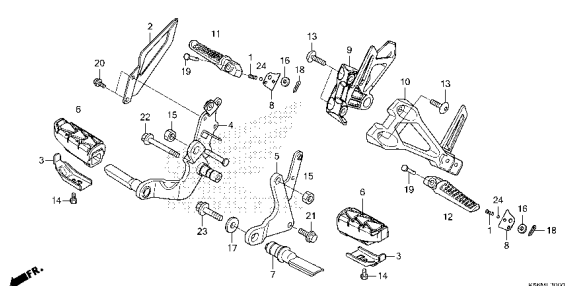
PEDAL



K56M1 ZJDA

F-30

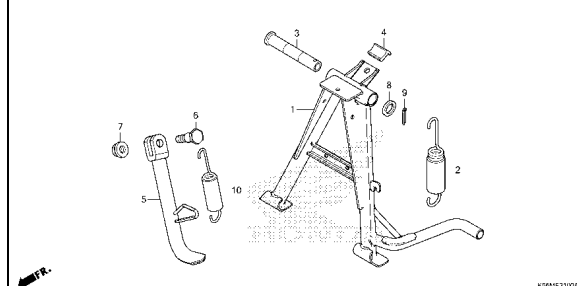
STEP



K56M1 Z000

F-31

STAND

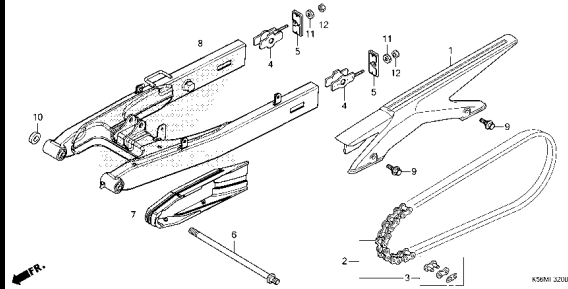


K56MF3100A

FRAME GROUP

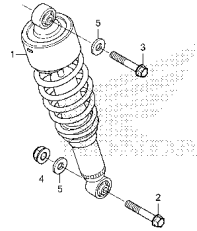
F-32

SWINGARM



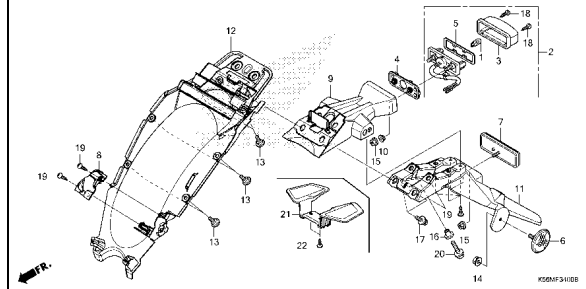
F-33

REAR CUSHION



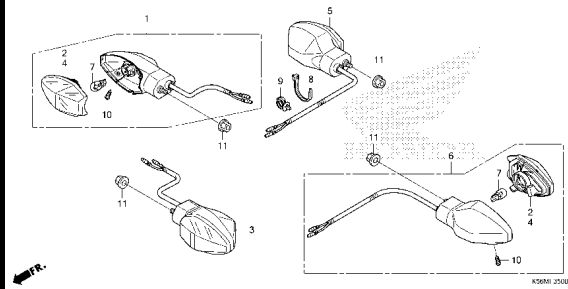
F-34

REAR FENDER



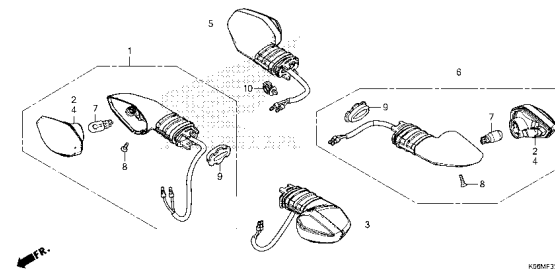
F-35

WINKER(FS150FH//J/K)



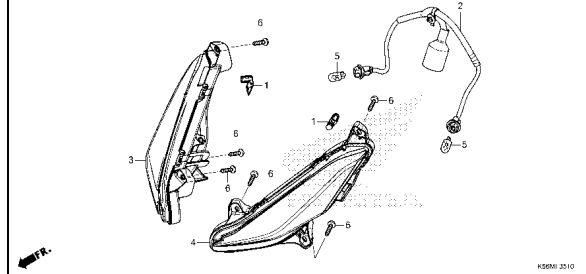
F-35-1

WINKER(FS150FL/N)



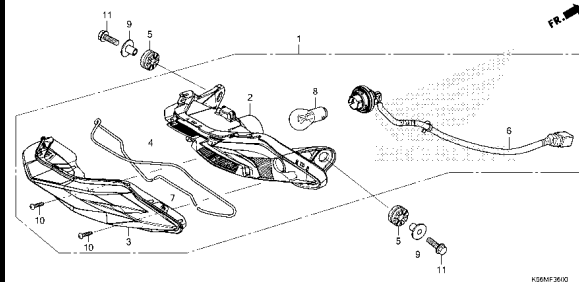
F-35-10

POSITION LIGHT



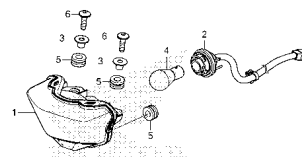
F-36

TAILLIGHT(FS150FH//J/K)



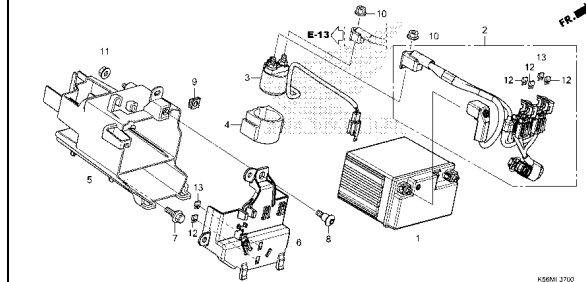
F-36-1

TAILLIGHT(FS150FL/N)



F-37

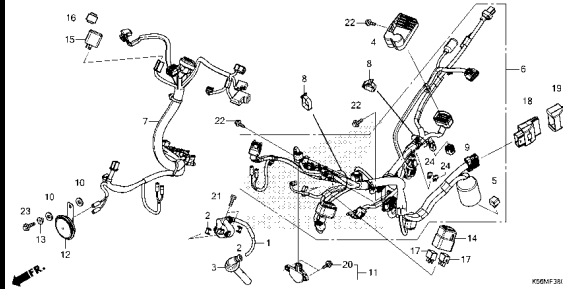
BATTERY



FRAME GROUP

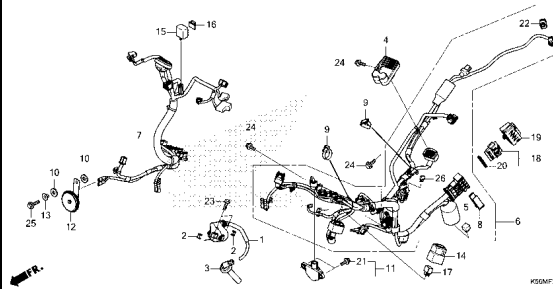
F-38

WIRE HARNESS(FS150FH/J/K/L)



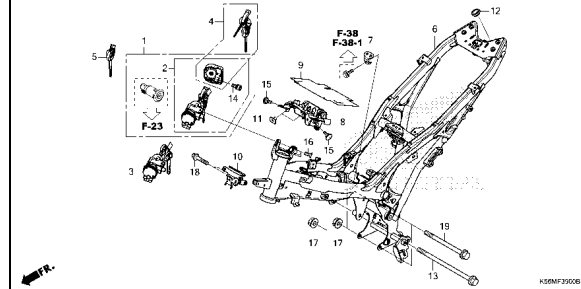
F-38-1

WIRE HARNESS(FS150FN)



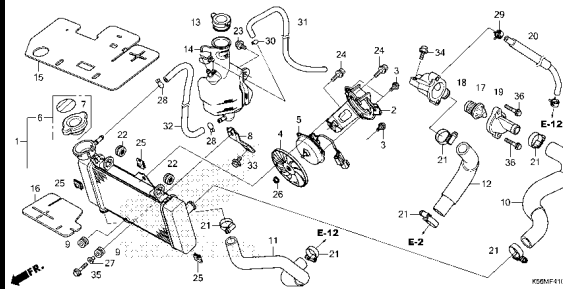
F-39

FRAME BODY



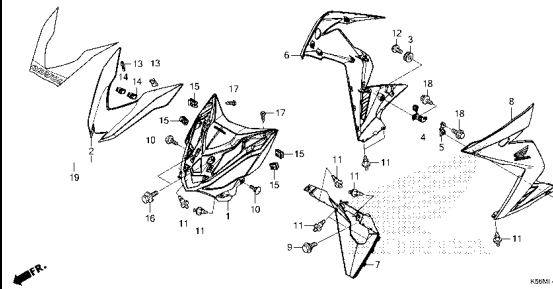
F-41

RADIATOR



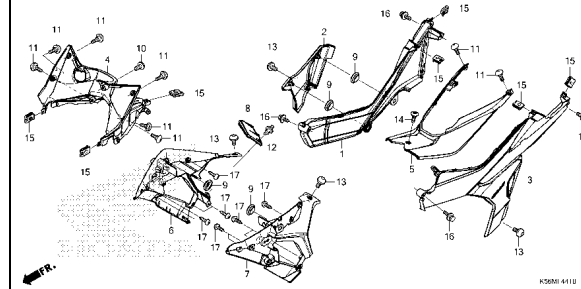
F-44

FRONT COVER/SIDE COVER



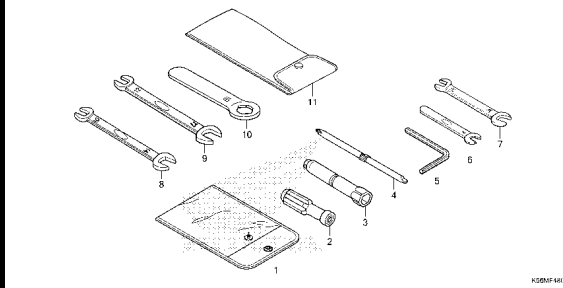
F-44-10

MAIN PIPE COVER



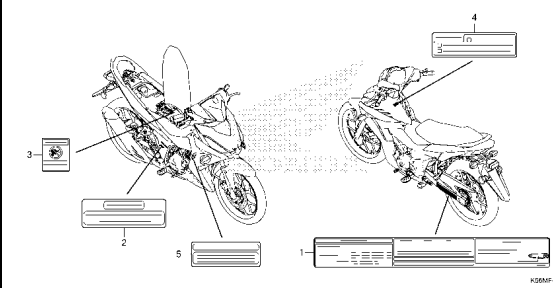
F-48

TOOLS



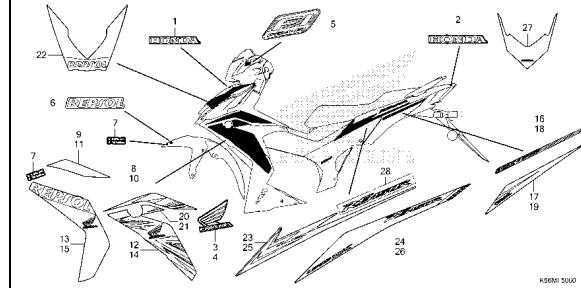
F-49

CAUTION LABEL



F-50

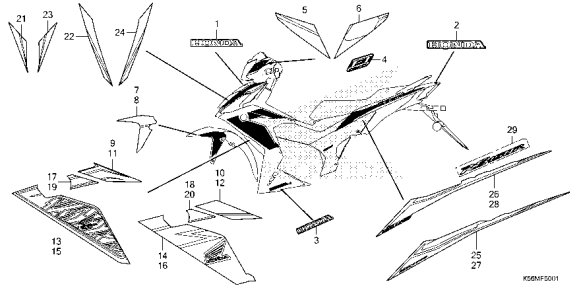
MARK/STRIPE(FS150FH/FS150FJ-2MA)



FRAME GROUP

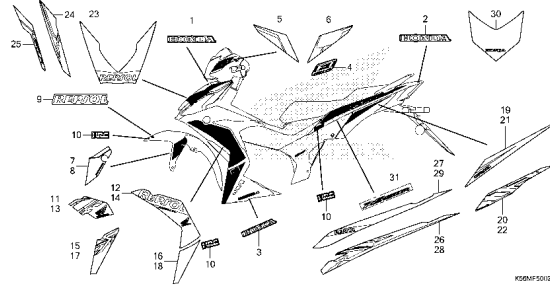
F-50-1

MARK/STRIPE(FS150FJ-3MA,MA)



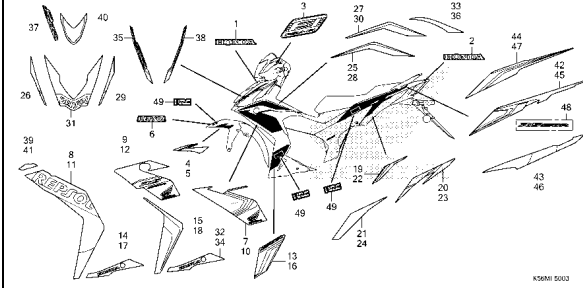
F-50-2

MARK/STRIPE(FS150FK)



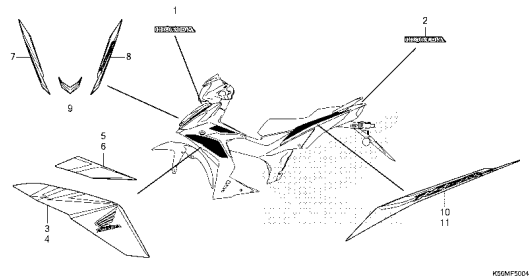
F-50-3

MARK/STRIPE(FS150FL)



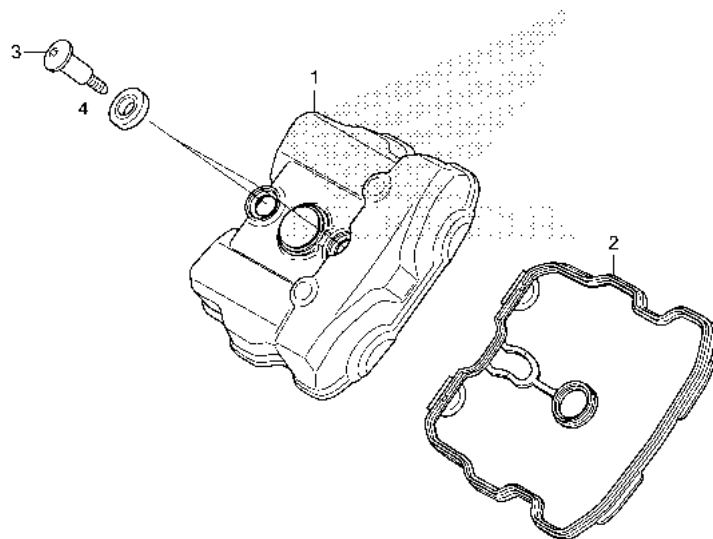
F-50-4

MARK/STRIPE(FS150FN)



E-1

CYLINDER HEAD COVER



Ref. No.	L.O.N.	(Relative ref. Number) Description	F.R.T.
----------	--------	---------------------------------------	--------

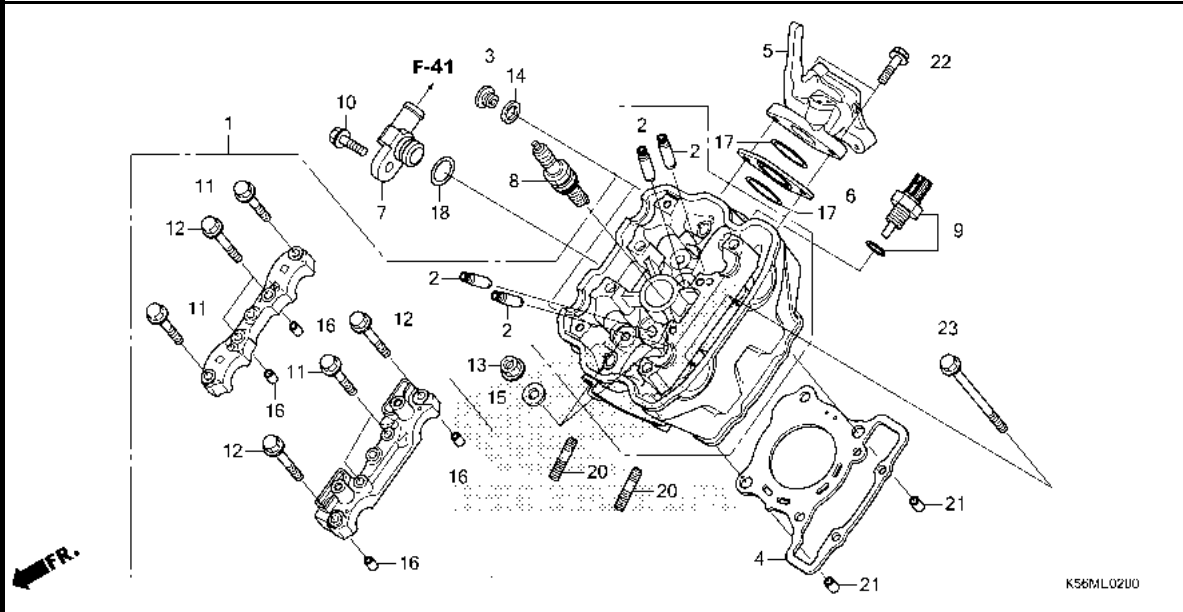
1	1111C4	COVER, CYLINDER HEAD	1.0
2	1111D2	GASKET, CYLINDER HEAD COVER ..	1.0

Ref. No.	Part No.	Description	Reqd. QTY					Serial No.	Parts catalogue code
			H	J	K	L	N		
1	12311-K56-N00	COVER, CYLINDER HEAD.....	1	1	1	1	1		
2	12391-K56-N00	GASKET COMP., CYLINDER HEAD COVER	1	1	1	1	1		
3	90017-KGH-900	BOLT, HEAD COVER.....	2	2	2	2	2		
4	90543-MV9-670	RUBBER, MOUNTING.....	2	2	2	2	2		

2

E-2

CYLINDER HEAD



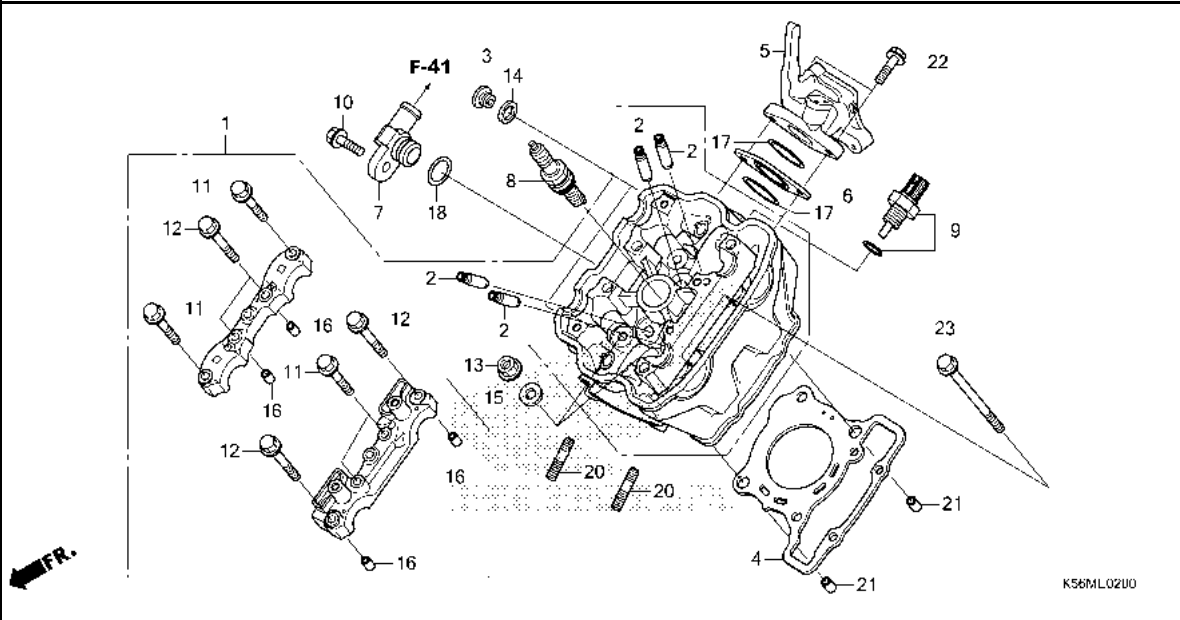
Ref. No.	L.O.N.	(Relative ref. Number) Description	F.R.T.
1	111106	HEAD, CYLINDERINCLUDES: Valve adjust and reface	3.7
2	1111L9	GUIDE, INTAKE VALVE(ONE)INCLUDES: Reaming .INCLUDES: Valve adjust and reface	3.3
	1111L9A	.Replace all intake valve guide add	0.3
	1111M0	GUIDE, EXHAUST VALVE(ONE)INCLUDES: Reaming .INCLUDES: Valve adjust and reface	3.3
	1111M0A	.Replace all exhaust valve guide add	0.3
	1111M9	GUIDE, VALVE :FOR 1 VEHICLE .. .INCLUDES: Reaming .INCLUDES: Valve adjust and reface	4.2
4	111115	GASKET, CYLINDER HEAD	2.4
5		(6,17)	
	111107	MANIFOLD, INTAKE	1.1
7		(18)	
	114150	JOINT, WATER	0.4
8	614130	PLUG, SPARK	0.8

Ref. No.	Part No.	Description	Reqd. QTY					Serial No.	Parts catalogue code
			H	J	K	L	N		
1	12010-K56-N00	HEAD ASSY., CYLINDER.....	1	1	1	1	1		
2	12205-KYJ-305	GUIDE, EX. VALVE(O.S.).....	4	4	4	4	4		
3	12207-KYJ-900	BOLT, SEALING, 12MM.....	2	2	2	2	2		
4	12251-K56-N01	GASKET, CYLINDER HEAD (JAPAN METAL GASKET) (STD./Ø.25/Ø.50)	1	1	1	1	1		
	12251-K56-N02	GASKET, CYLINDER HEAD(NLK) ... (STD./Ø.25/Ø.50)	1	1	1	1	1		
5	17111-K56-N00	PIPE, IN.	1	1	1	1	1		
6	17119-K56-N00	INSULATOR, IN. PIPE.....	1	1	1	1	1		
7	19064-KPP-900	JOINT, WATER.....	1	1	1	1	1		
8	31919-K25-601	PLUG, SPARK(MR9C-9N)(NGK) ...	1	1	1	1	1		
	31919-K25-602	PLUG, SPARK(U27EPR-N9)(DENSO)	1	1	1	1	1		
9	37870-K56-N11	SENSOR ASSY., WATER TEMPERATURE	1	1	1	1	1		
10	90004-GHB-660	BOLT, FLANGE, 6X22(NSHF).....	1	1	1	1	1		
11	90017-K56-N00	BOLT, FLANGE, 6X32.....	4	4	4	4	4		
12	90019-K56-N00	BOLT, FLANGE, 6X40.....	4	4	4	4	4		
13	90202-KGB-610	NUT, FLANGE, 8MM.....	4	4	4	4	4		
14	90418-KYJ-900	WASHER, 12.2X17X1.5.....	2	2	2	2	2		
15	90483-K15-900	WASHER, 8MM.....	4	4	4	4	4		
16	90702-KRM-840	DOWEL PIN, 8X14.....	4	4	4	4	4		
	94301-08140	4	4	4	4	4		
17	91301-K56-N00	O-RING, IN. PIPE.....	2	2	2	2	2		
18	91301-KV7-671	O-RING, 14.8X1.9(ARAI).....	1	1	1	1	1		
20	92900-08025-0E	BOLT, STUD, 8X25.....	2	2	2	2	2		



E-2

CYLINDER HEAD



Ref. No.	L.O.N.	(Relative ref. Number) Description	F.R.T.
9	6171A9	SENSOR, WATER TEMP	0.5

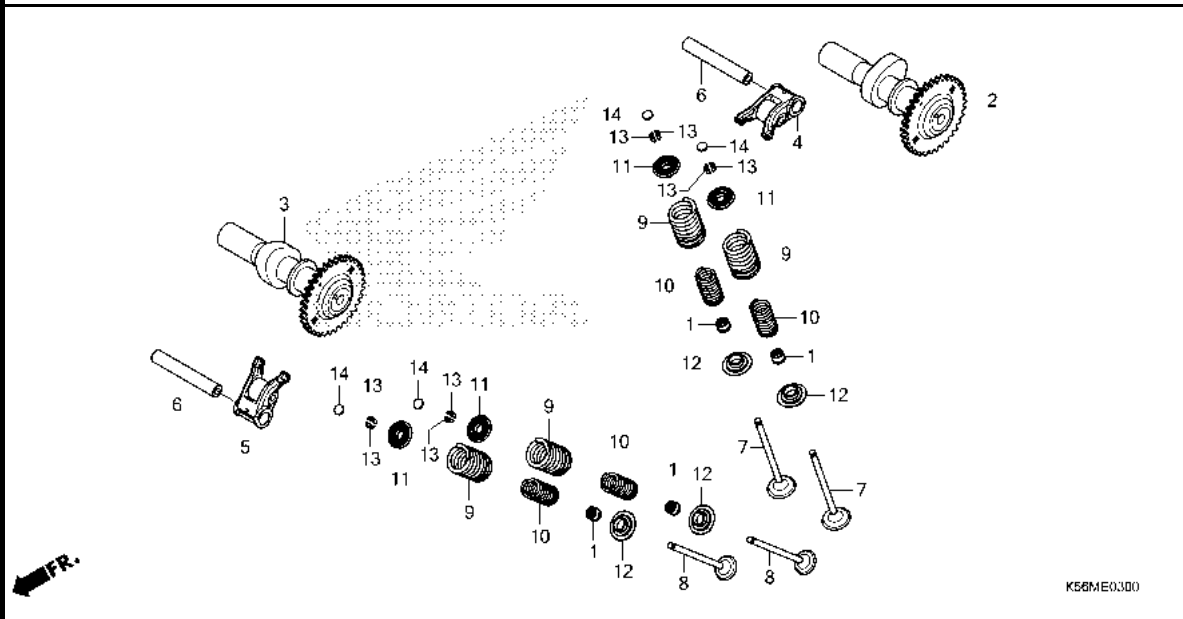
Ref. No.	Part No.	Description	Reqd. QTY					Serial No.	Parts catalogue code
			H	J	K	L	N		

21	94301-10120	DOWEL PIN, 10X12	2	2	2	2	2		
22	95701-06025-00	BOLT, FLANGE, 6X25	2	2	2	2	2		
23	95701-06115-00	BOLT, FLANGE, 6X115	2	2	2	2	2		



E-3

CAMSHAFT/VALVE



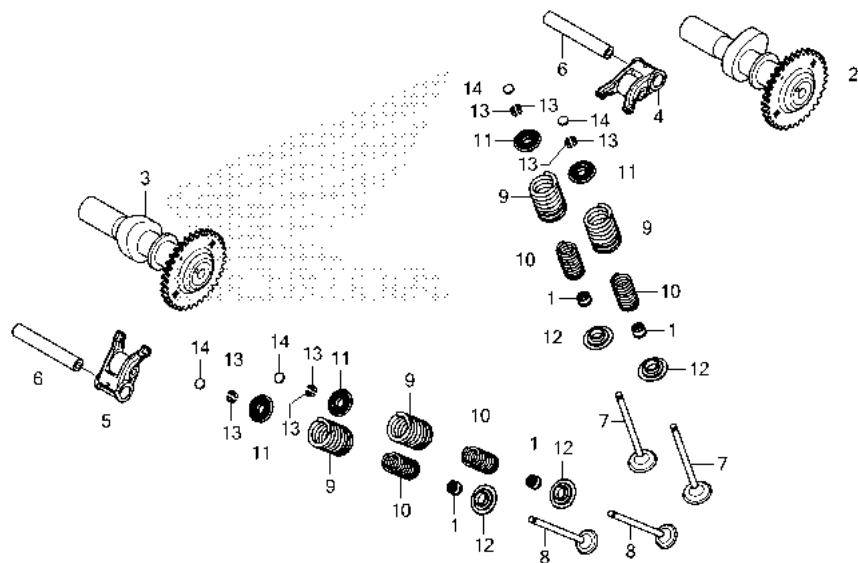
Ref. No.	L.O.N.	(Relative ref. Number) Description	F.R.T.
2	1111E5	CAMSHAFT :INTAKEINCLUDES: Valve clearance adjustment	1.9
3	1111E6	CAMSHAFT :EXHAUSTINCLUDES: Valve clearance adjustment	1.9
	1111T4	CAMSHAFT :FOR 1 VEHICLEINCLUDES: Valve clearance adjustment	2.0
4	1111K8	ARM, INTAKE VALVE ROCKER(ONE) .INCLUDES: Valve adjustment	1.8
5	1111K9	ARM, EXHAUST VALVE ROCKER(ONE) .INCLUDES: Valve adjustment	1.8
	1111L8	ARM, VALVE ROCKER :FOR 1 VEHICLEINCLUDES: Valve adjustment	1.8
7	1111N0	VALVE, INTAKE(ONE)INCLUDES: Refacing	2.8
	1111N0A	.Replace all intake valve add	0.2
8	1111N1	VALVE, EXHAUST(ONE)INCLUDES: Refacing	2.8
	1111N1A	.Replace all exhaust valve add	0.2
	1111P0	VALVE :FOR 1 VEHICLEINCLUDES: Refacing	3.4
+ 9		(1,10,11,12,13)	

Ref. No.	Part No.	Description	Reqd. QTY					Serial No.	Parts catalogue code
			H	J	K	L	N		
1	12209-K56-N01	SEAL, VALVE STEM(NOK)	4	4	4	4	4		
	12209-ML0-722	SEAL, VALVE STEM(ARAI)	4	4	4	4	4		
2	14110-K56-N00	CAMSHAFT COMP., IN.	1	1	1	1	1		
3	14210-K56-N00	CAMSHAFT COMP., EX.	1	1	1	1	1		
4	14430-K56-N00	ARM COMP., IN. VALVE ROCKER ..	1	1	1	1	1		
5	14440-K56-N00	ARM COMP., EX. VALVE ROCKER ..	1	1	1	1	1		
6	14451-K56-N00	SHAFT, ROCKER ARM	2	2	2	2	2		
7	14711-K56-N00	VALVE, IN.	2	2	2	2	2		
8	14721-K56-N00	VALVE, EX.	2	2	2	2	2		
9	14751-K45-N41	SPRING, VALVE OUTER (PT. INDOSPRING TBK.)	4	4	4	4	4		
	14751-K56-N01	SPRING, VALVE OUTER (CHUO HATSUJO)	4	4	4	4	4		
10	14761-K45-N41	SPRING, VALVE INNER (PT. INDOSPRING TBK.)	4	4	4	4	4		
	14761-K56-N01	SPRING, VALVE INNER (CHUO HATSUJO)	4	4	4	4	4		
11	14771-MFL-000	RETAINER, VALVE SPRING	4	4	4	4	-		
	14771-K45-NL0	-	-	-	-	4		
12	14775-K56-N00	SEAT, VALVE SPRING	4	4	4	4	4		
13	14781-ML0-720	COTTER, VALVE(FUJI OOXZ)	8	8	8	8	8		
14	14913-KT7-013	SHIM, TAPPET(1.500)	4	4	4	4	4		
	14914-KT7-013	SHIM, TAPPET(1.525)	4	4	4	4	4		
	14915-KT7-013	SHIM, TAPPET(1.550)	4	4	4	4	4		
	14916-KT7-013	SHIM, TAPPET(1.575)	4	4	4	4	4		
	14917-KT7-013	SHIM, TAPPET(1.600)	4	4	4	4	4		
	14918-KT7-013	SHIM, TAPPET(1.625)	4	4	4	4	4		



E-3

CAMSHAFT/VALVE

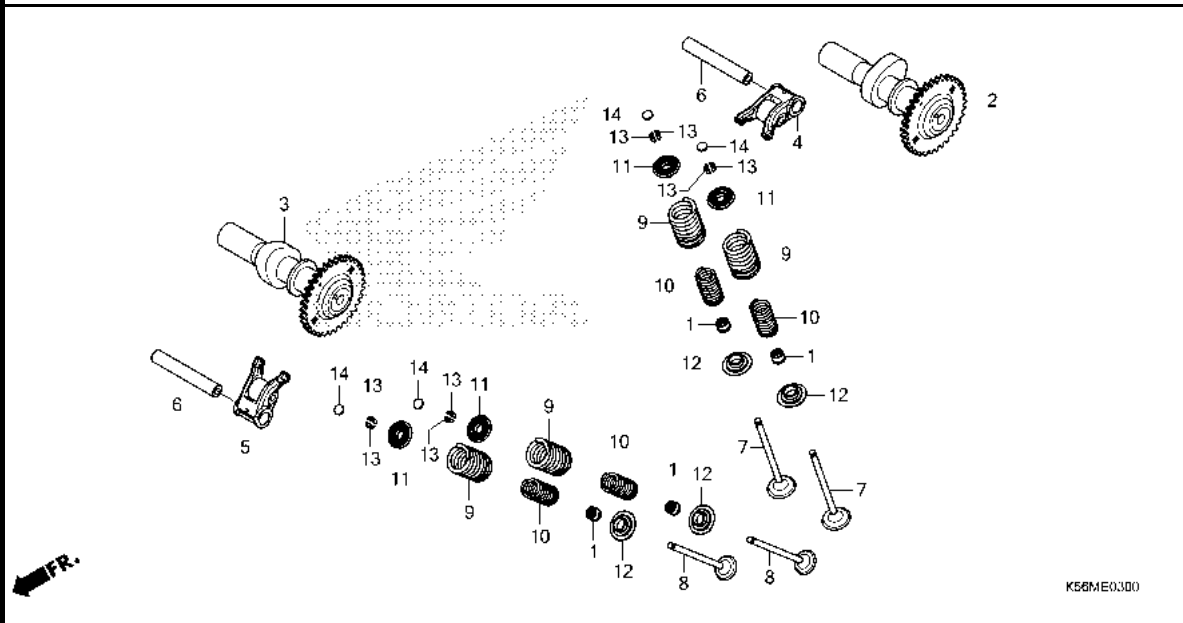


Ref. No.	L.O.N.	(Relative ref. Number) Description	F.R.T.
+ 9	1111P2	INTAKE VALVE SPRING AND/OR STEM SEAL(ONE)	2.6
	1111P2A	.Replace all intake spring add	0.1
	1111P3	EXHAUST VALVE SPRING AND/OR STEM SEAL(ONE)	2.6
	1111P3A	.Replace all exhaust spring add	0.1
	1111Q2	VALVE SPRING AND/OR STEM SEAL :FOR 1 VEHICLE	2.9

Ref. No.	Part No.	Description	Reqd. QTY					Serial No.	Parts catalogue code
			H	J	K	L	N		
14)	14919-KT7-013	SHIM, TAPPET(1.650)	4	4	4	4	4		
	14920-KT7-013	SHIM, TAPPET(1.675)	4	4	4	4	4		
	14921-KT7-013	SHIM, TAPPET(1.700)	4	4	4	4	4		
	14922-KT7-013	SHIM, TAPPET(1.725)	4	4	4	4	4		
	14923-KT7-013	SHIM, TAPPET(1.750)	4	4	4	4	4		
	14924-KT7-013	SHIM, TAPPET(1.775)	4	4	4	4	4		
	14925-KT7-013	SHIM, TAPPET(1.800)	4	4	4	4	4		
	14926-KT7-013	SHIM, TAPPET(1.825)	4	4	4	4	4		
	14927-KT7-013	SHIM, TAPPET(1.850)	4	4	4	4	4		
	14928-KT7-013	SHIM, TAPPET(1.875)	4	4	4	4	4		
	14929-KT7-013	SHIM, TAPPET(1.900)	4	4	4	4	4		
	14930-KT7-013	SHIM, TAPPET(1.925)	4	4	4	4	4		
	14931-KT7-013	SHIM, TAPPET(1.950)	4	4	4	4	4		
	14932-KT7-013	SHIM, TAPPET(1.975)	4	4	4	4	4		
	14933-KT7-013	SHIM, TAPPET(2.000)	4	4	4	4	4		
	14934-KT7-013	SHIM, TAPPET(2.025)	4	4	4	4	4		
	14935-KT7-013	SHIM, TAPPET(2.050)	4	4	4	4	4		
	14936-KT7-013	SHIM, TAPPET(2.075)	4	4	4	4	4		
	14937-KT7-013	SHIM, TAPPET(2.100)	4	4	4	4	4		
	14938-KT7-013	SHIM, TAPPET(2.125)	4	4	4	4	4		
	14939-KT7-013	SHIM, TAPPET(2.150)	4	4	4	4	4		
	14940-KT7-013	SHIM, TAPPET(2.175)	4	4	4	4	4		
	14941-KT7-013	SHIM, TAPPET(2.200)	4	4	4	4	4		
	14942-KT7-013	SHIM, TAPPET(2.225)	4	4	4	4	4		
	14943-KT7-013	SHIM, TAPPET(2.250)	4	4	4	4	4		
	14944-KT7-013	SHIM, TAPPET(2.275)	4	4	4	4	4		
	14945-KT7-013	SHIM, TAPPET(2.300)	4	4	4	4	4		
	14946-KT7-013	SHIM, TAPPET(2.325)	4	4	4	4	4		
	14947-KT7-013	SHIM, TAPPET(2.350)	4	4	4	4	4		

E-3

CAMSHAFT/VALVE

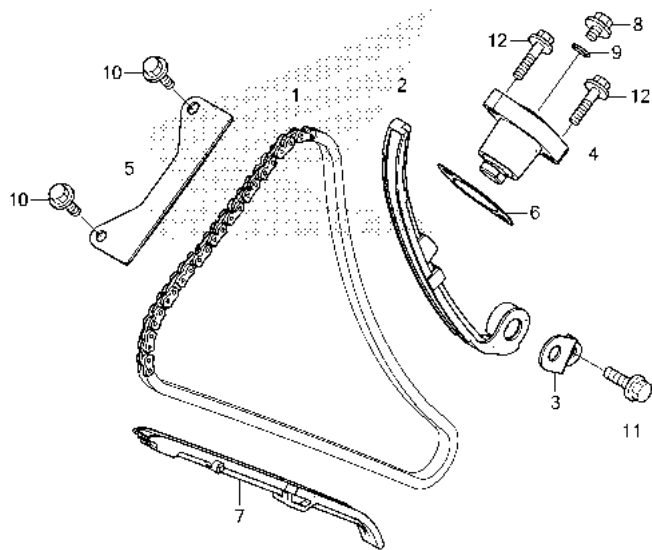


2

Ref. No.	Part No.	Description	Reqd. QTY					Serial No.	Parts catalogue code
			H	J	K	L	N		
14)	14948-KT7-013	SHIM, TAPPET(2.375)	4	4	4	4	4		
	14949-KT7-013	SHIM, TAPPET(2.400)	4	4	4	4	4		
	14950-KT7-013	SHIM, TAPPET(2.425)	4	4	4	4	4		
	14951-KT7-013	SHIM, TAPPET(2.450)	4	4	4	4	4		
	14952-KT7-013	SHIM, TAPPET(2.475)	4	4	4	4	4		
	14953-KT7-013	SHIM, TAPPET(2.500)	4	4	4	4	4		
	14954-KT7-013	SHIM, TAPPET(2.525)	4	4	4	4	4		
	14955-KT7-013	SHIM, TAPPET(2.550)	4	4	4	4	4		
	14956-KT7-013	SHIM, TAPPET(2.575)	4	4	4	4	4		
	14957-KT7-013	SHIM, TAPPET(2.600)	4	4	4	4	4		
	14958-KT7-013	SHIM, TAPPET(2.625)	4	4	4	4	4		
	14959-KT7-013	SHIM, TAPPET(2.650)	4	4	4	4	4		
	14960-KT7-013	SHIM, TAPPET(2.675)	4	4	4	4	4		
	14961-KT7-013	SHIM, TAPPET(2.700)	4	4	4	4	4		
	14962-KT7-013	SHIM, TAPPET(2.725)	4	4	4	4	4		
	14963-KT7-013	SHIM, TAPPET(2.750)	4	4	4	4	4		
	14964-KT7-013	SHIM, TAPPET(2.775)	4	4	4	4	4		
	14965-KT7-013	SHIM, TAPPET(2.800)	4	4	4	4	4		
	14966-KT7-013	SHIM, TAPPET(2.825)	4	4	4	4	4		
	14967-KT7-013	SHIM, TAPPET(2.850)	4	4	4	4	4		
	14968-KT7-013	SHIM, TAPPET(2.875)	4	4	4	4	4		
	14969-KT7-013	SHIM, TAPPET(2.900)	4	4	4	4	4		

E-4

CAM CHAIN/TENSIONER



K56ML04U0

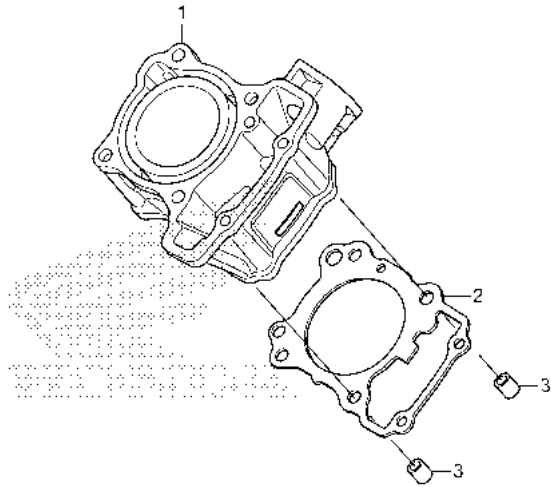
Ref. No.	L.O.N.	(Relative ref. Number) Description	F.R.T.
1	110140	CHAIN, CAM	2.3
2	111130	TENSIONER, CAM CHAIN	2.3
4	111133	LIFTER, TENSIONER	0.9
5	1111G9	GUIDE B, CAM CHAIN	1.0
7	111139	GUIDE, CAM CHAIN	2.4

Ref. No.	Part No.	Description	Reqd. QTY					Serial No.	Parts catalogue code
			H	J	K	L	N		
1	14401-K56-N01	CHAIN, CAM(120L)(FSCM)	1	1	1	1	1		
2	14510-K56-N00	TENSIONER COMP., CAM CHAIN...	1	1	1	1	1		
3	14515-K56-N00	PLATE, TENSIONER SETTING.....	1	1	1	1	1		
4	14520-KRE-G01	LIFTER ASSY., TENSIONER.....	1	1	1	-	-		
	14520-K94-T01	-	-	-	1	1		
5	14546-K56-N00	GUIDE B, CAM CHAIN	1	1	1	1	1		
6	14560-KSP-910	GASKET, TENSIONER LIFTER.....	1	1	1	1	1		
7	14611-K56-N00	GUIDE A, CAM CHAIN	1	1	1	1	1		
8	90005-K56-N00	BOLT, FLANGE, 6X6	1	1	1	1	1		
9	91306-MG3-000	O-RING, 1.5X9.5	1	1	1	1	1		
10	95701-06014-00	BOLT, FLANGE, 6X14	2	2	2	2	2		
11	96001-06014-00	BOLT, FLANGE, 6X14	1	1	1	1	1		
12	96001-06022-00	BOLT, FLANGE, 6X22	2	2	2	2	2		

2

E-5

CYLINDER



K56ML0500

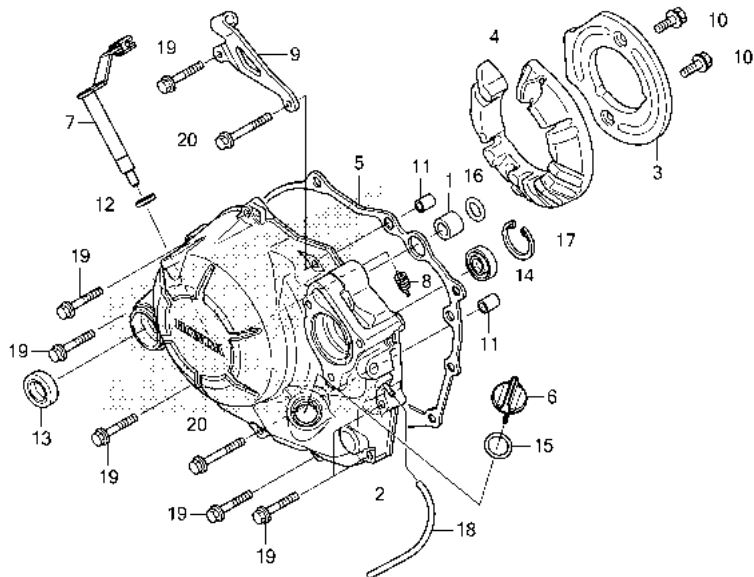
Ref. No.	L.O.N.	(Relative ref. Number) Description	F.R.T.
1	1111A5	CYLINDER	2.6
2	111102	GASKET, CYLINDER	2.5

Ref. No.	Part No.	Description	Reqd. QTY					Serial No.	Parts catalogue code
			H	J	FS150F K	L	N		
1	12100-K56-N00	CYLINDER COMP.	1	1	1	1	1		
2	12191-K56-N01	GASKET, CYLINDER	1	1	1	1	1		
3	94301-10120	DOWEL PIN, 10X12	2	2	2	2	2		



E-6

RIGHT CRANKCASE COVER



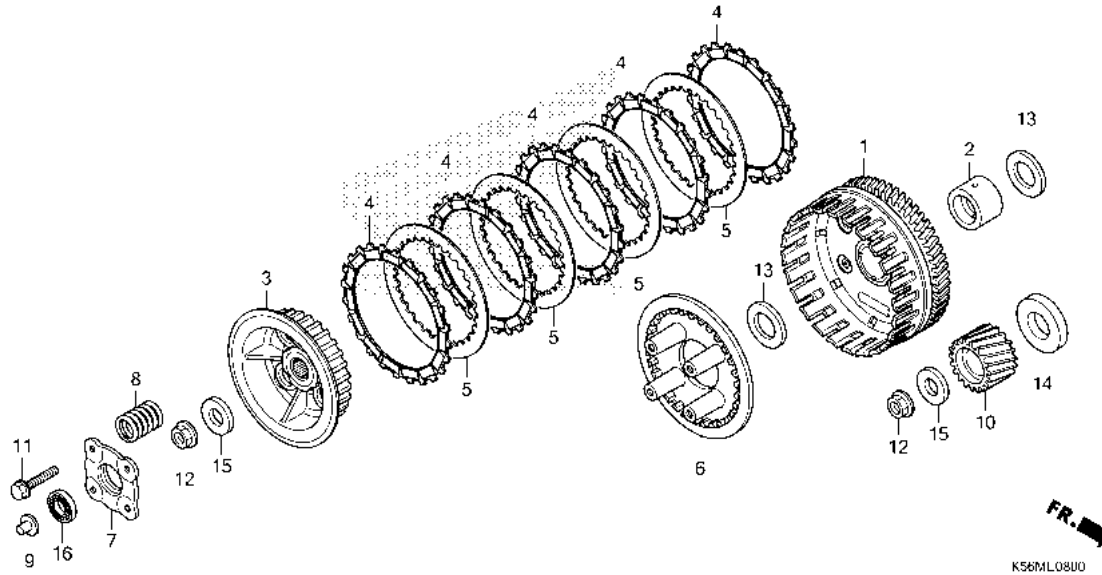
Ref. No.	L.O.N.	(Relative ref. Number) Description	F.R.T.
2	110159	COVER, CRANKCASE :RIGHT	1.4
5		(16)	
7	110158	GASKET, CRANKCASE COVER :RIGHT (12)	0.8
	2121A7	LEVER, CLUTCH	0.8
13	112105	OIL SEAL, KICK STARTER SPINDLE	0.9
14	1101K3	OIL SEAL, CRANKCASE COVER :RIGHT	0.9

K56ML06U0

Ref. No.	Part No.	Description	Reqd. QTY					Serial No.	Parts catalogue code
			H	J	K	L	N		
1	11102-K56-N00	COLLAR, WATER PASS, 13X8.....	1	1	1	1	1		
2	11330-K56-N00	COVER COMP., R. CRANKCASE....	1	1	1	-	-		
	11330-K45-N40	-	-	-	1	1		
3	11333-KGH-900	PLATE, R. COVER.....	1	1	1	1	1		
4	11334-K56-N00	RUBBER, R. COVER.....	1	1	1	1	1		
5	11394-K56-N00	GASKET, R. CRANKCASE COVER...	1	1	1	-	-		
	11394-K56-V50	-	-	-	1	1		
6	15651-KGH-900	GAUGE, OIL LEVEL.....	1	1	1	1	1		
7	22810-K56-N00	LEVER COMP., CLUTCH.....	1	1	1	1	1		
8	22815-KM7-700	SPRING, CLUTCH LEVER.....	1	1	1	1	1		
9	22821-K56-N00	RECEIVER, CLUTCH CABLE.....	1	1	1	1	1		
10	90001-K56-N00	BOLT, FLANGE, 6X14.....	2	2	2	2	2		
11	90702-HC4-000	DOWEL PIN, 8X16.....	2	2	2	2	2		
12	91202-KSP-911	OIL SEAL, 12X18X4.....	1	1	1	1	1		
13	91204-MC7-003	OIL SEAL, 16X28X7.....	1	1	1	-	-		
14	91205-KF0-003	OIL SEAL, 12X20X5(ARAI).....	1	1	1	1	1		
15	91307-035-000	O-RING, 18X3.....	1	1	1	1	1		
16	91322-K56-N00	O-RING, 12.8X1.8.....	1	1	1	1	1		
17	94520-22000	CIRCLIP, INTERNAL, 22MM.....	1	1	1	1	1		
18	95005-50180-30	TUBE, 5X180(95005-50001-30M)·	1	1	1	-	-		
	11336-K15-920	TUBE, WATER DRAIN.....	-	-	-	1	1		
19	96001-06030-00	BOLT, FLANGE, 6X30.....	7	7	7	7	7		
20	96001-06040-00	BOLT, FLANGE, 6X40.....	2	2	2	2	2		

E-8

CLUTCH



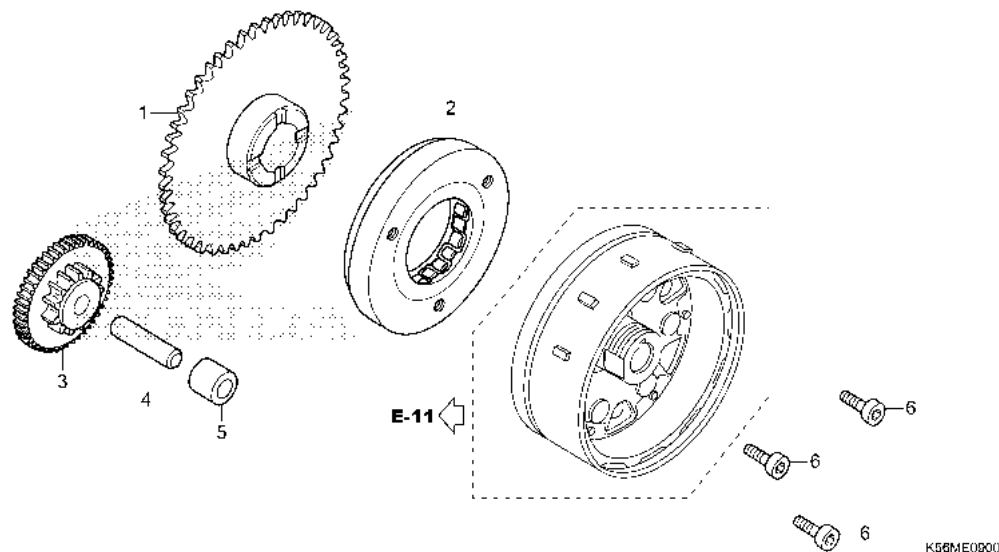
Ref. No.	L.O.N.	(Relative ref. Number) Description	F.R.T.
1	2121A0	OUTER, CLUTCH	1.1
3	212112	CENTER, CLUTCH	1.0
4	2121A1	(5) DISC, CLUTCH FRICTION	1.1
		.NOTE: Same time for two units or more	
6	2121A3	PLATE, CLUTCH PRESSURE	1.1
7	2121A4	PLATE, CLUTCH LIFTER	0.9
8	212107	SPRING, CLUTCH	0.9
		.NOTE: Same time for two units or more	
9	2121B6	ROD, CLUTCH LIFTER	0.8
10	211105	GEAR, PRIMARY DRIVE	1.8
16	2121B4	BEARING, CLUTCH LIFTER	0.8

Ref. No.	Part No.	Description	Reqd. QTY					Serial No.	Parts catalogue code
			H	J	K	L	N		
1	22100-K56-N11	OUTER COMP., CLUTCH(75T).....	1	1	1	1	1		
	22100-K56-N01	-	-	-	1	1		
2	22105-K56-N00	GUIDE, CLUTCH OUTER.....	1	1	1	1	1		
3	22121-K56-N01	CENTER, CLUTCH.....	1	1	-	-	-		
	22121-K56-N02	-	-	1	1	1		
4	22201-K56-N01	DISK, CLUTCH FRICTION.....	5	5	5	5	5		
5	22321-KWW-742	PLATE, CLUTCH(EXEDY).....	4	4	4	4	4		
6	22350-K56-N01	PLATE, CLUTCH PRESSURE.....	1	1	-	-	-		
	22350-K56-N02	-	-	1	1	-		
	22350-K56-N03	-	-	-	-	1		
7	22361-K56-N01	PLATE, CLUTCH LIFTER.....	1	1	1	1	1		
8	22401-K56-N01	SPRING, CLUTCH.....	4	4	4	4	4		
9	22849-K15-900	ROD, CLUTCH LIFTER.....	1	1	1	1	1		
10	23121-K56-N00	GEAR A, PRIMARY DRIVE(23T) (WHITE)	1	1	1	1	1		
	23122-K56-N00	GEAR B, PRIMARY DRIVE(23T) (BLUE)	1	1	1	1	1		
	23123-K56-N00	GEAR C, PRIMARY DRIVE(23T) (YELLOW)	1	1	1	1	1		
11	90008-KT7-000	BOLT, FLANGE, 6X25.....	4	4	4	4	4		
12	90202-KRM-840	NUT, SPECIAL FLANGE, 14MM....	2	2	2	2	2		
13	90401-KY4-901	WASHER, PLAIN, 17MM.....	2	2	2	2	2		
14	90434-K56-N00	WASHER, 20MM.....	1	1	1	1	1		
15	90462-KWW-740	WASHER, 14.1MM.....	2	2	2	2	2		
16	91007-KE1-003	BEARING, RADIAL BALL, 6903...	1	1	1	1	1		



E-9

STARTING CLUTCH



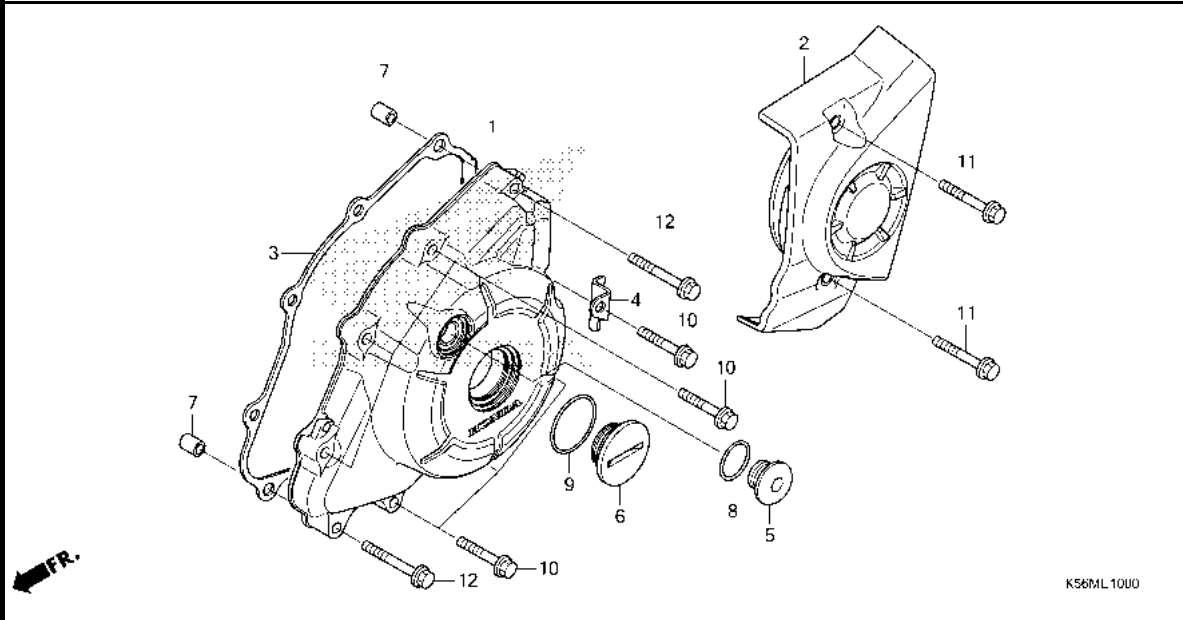
Ref. No.	L.O.N.	(Relative ref. Number) Description	F.R.T.
1	612120	GEAR, STARTER DRIVEN	1.0
2	612131	OUTER, STARTING CLUTCH	1.1
3	612125	GEAR, STARTER REDUCTION	1.0

Ref. No.	Part No.	Description	Reqd. QTY					Serial No.	Parts catalogue code
			H	J	K	L	N		
1	28110-KGH-910	GEAR COMP., STARTER DRIVEN (53T)	1	1	1	1	1		
2	28125-HC3-016	OUTER COMP., STARTING CLUTCH	1	1	1	1	1		
3	28131-K15-901	GEAR, STARTER REDUCTION (13T/53T)	1	1	1	1	1		
4	28132-KGH-910	SHAFT, REDUCTION GEAR	1	1	1	1	1		
5	28133-KPP-900	COLLAR, STARTER REDUCTION	1	1	1	1	1		
6	90010-KM1-000	BOLT, SOCKET, 8X18	3	3	3	3	3		

2

E-10

LEFT CRANKCASE COVER



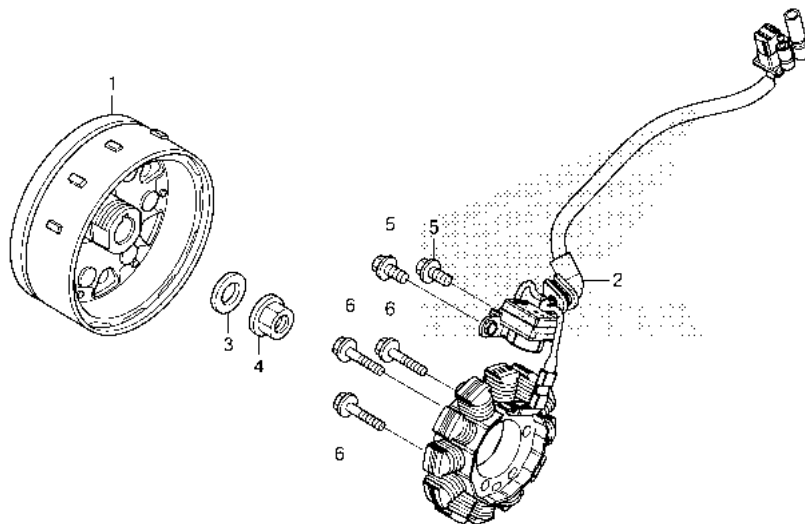
Ref. No.	L.O.N.	(Relative ref. Number) Description	F.R.T.
1	1101A6	COVER, CRANKCASE :LEFT	1.0
2	1101B0	COVER, CRANKCASE :LEFT REAR ..	0.1
3	1101A3	GASKET, CRANKCASE COVER :LEFT	0.9

Ref. No.	Part No.	Description	Reqd. QTY					Serial No.	Parts catalogue code
			H	J	K	L	N		
1	11341-K56-N00	COVER, L. CRANKCASE	1	1	1	1	1		
2	11360-K56-N10	COVER COMP., L. RR.	1	1	1	1	1		
3	11395-K56-N00	GASKET, L. CRANKCASE COVER ..	1	1	1	-	-		
	11395-K56-V50	-	-	-	1	1		
4	32123-K56-N00	GUARD, CHANGE SWITCH CORD	1	1	1	1	1		
5	90084-K03-N30	CAP, 14MM	1	1	1	1	1		
6	90087-KGH-900	CAP, 30MM	1	1	1	1	1		
7	90702-KFM-900	DOWEL PIN, 8X12	2	2	2	2	2		
8	91323-K56-N00	O-RING, 13.8X2.4	1	1	1	1	1		
9	91356-KWV-000	O-RING, 30MM	1	1	1	1	1		
10	96001-06030-00	BOLT, FLANGE, 6X30	7	7	7	7	7		
11	96001-06035-00	BOLT, FLANGE, 6X35	2	2	2	2	2		
12	96001-06040-00	BOLT, FLANGE, 6X40	2	2	2	2	2		



E-11

GENERATOR



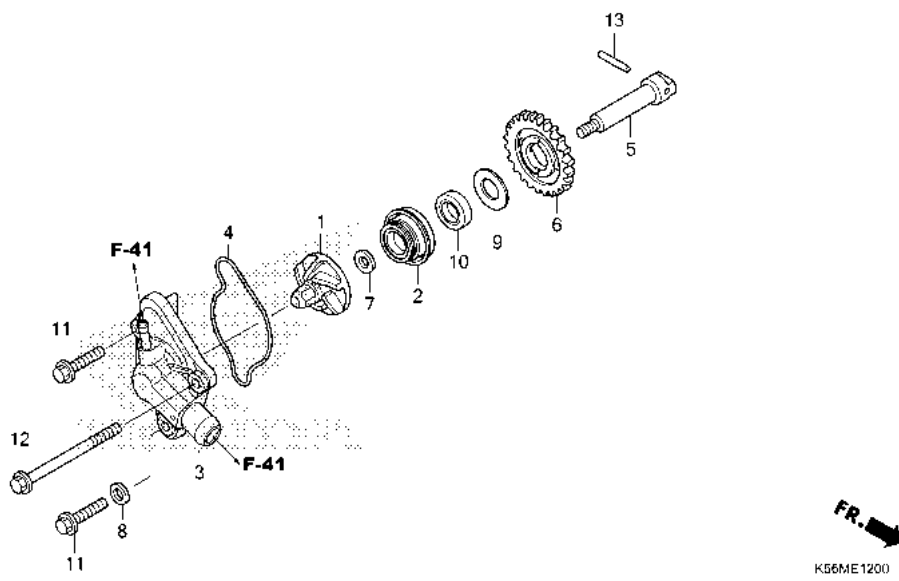
Ref. No.	L.O.N.	(Relative ref. Number) Description	F.R.T.
1	613105	ROTOR OR FLYWHEEL	1.1
2	6131A3	STATOR	1.1

Ref. No.	Part No.	Description	Reqd. QTY					Serial No.	Parts catalogue code
			H	J	FS150F K	L	N		
1	31110-K56-N11	FLYWHEEL COMP.	1	1	1	1	1		
2	31120-K56-N11	STATOR COMP.	1	1	1	1	1		
3	90439-KWZ-900	WASHER, 12X24X2.3	1	1	1	1	1		
4	94050-12000	NUT, FLANGE, 12MM	1	1	1	1	1		
5	96001-06016-00	BOLT, FLANGE, 6X16	2	2	2	2	2		
6	96001-06025-00	BOLT, FLANGE, 6X25	3	3	3	3	3		

2

E-12

WATER PUMP



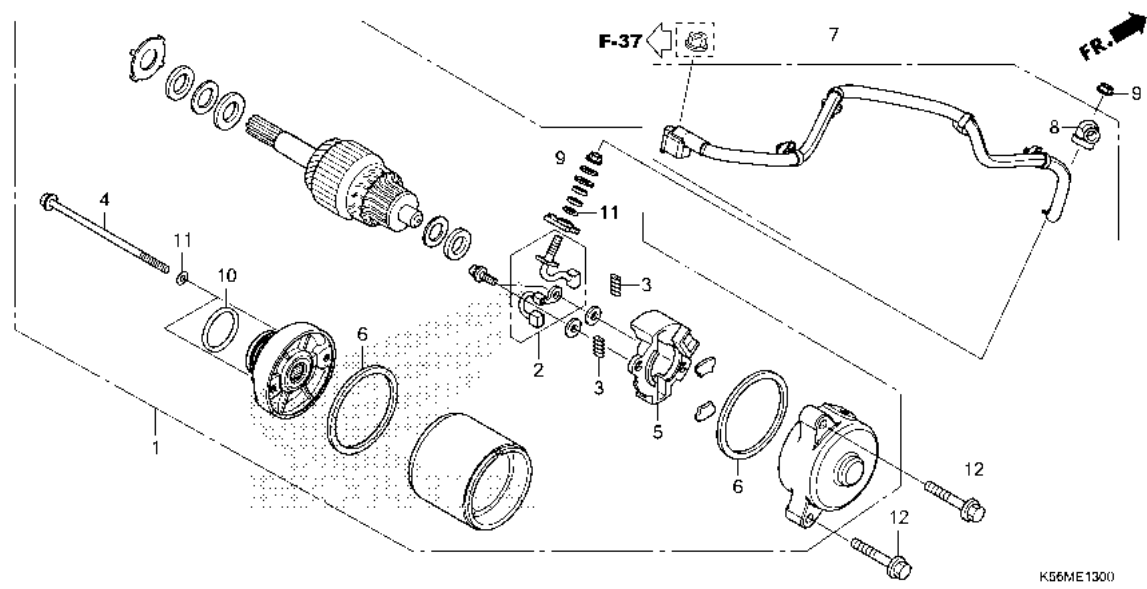
Ref. No.	L.O.N.	(Relative ref. Number) Description	F.R.T.
1	114105	IMPELLER, WATER PUMP	0.8
2		(10)	
	114110	MECHANICAL SEAL, WATER PUMP ..	1.1
3		(4)	
	1141B0	COVER, WATER PUMP	0.4
5	1141E7	SHAFT, WATER PUMP	0.9
6	114142	SPROCKET OR GEAR, WATER PUMP DRIVEN	0.9

Ref. No.	Part No.	Description	Reqd. QTY					Serial No.	Parts catalogue code
			H	J	FS150F K	L	N		
1	19215-KGH-900	IMPELLER, WATER PUMP.....	1	1	1	1	1		
2	19217-P72-013	SEAL, MECHANICAL	1	1	1	1	1		
3	19220-K56-N00	COVER COMP., WATER PUMP	1	1	1	1	1		
4	19226-K56-N00	GASKET, WATER PUMP	1	1	1	1	1		
5	19241-K56-N00	SHAFT, WATER PUMP	1	1	1	1	1		
6	19242-K56-N00	GEAR, WATER PUMP DRIVEN(25T) ..	1	1	1	1	1		
7	90423-KW6-900	WASHER, 7X13X1.2	1	1	1	1	1		
8	90463-ML7-000	WASHER, SEALING, 6.5MM	1	1	1	1	1		
9	90608-072-000	WASHER, 12MM	1	1	1	1	1		
10	91205-KF0-003	OIL SEAL, 12X20X5(ARAI)	1	1	1	1	1		
11	96001-06022-00	BOLT, FLANGE, 6X22	2	2	2	2	2		
12	96001-06065-00	BOLT, FLANGE, 6X65	1	1	1	1	1		
13	96220-40238	ROLLER, 4X23.8	1	1	1	1	1		



E-13

STARTER MOTOR



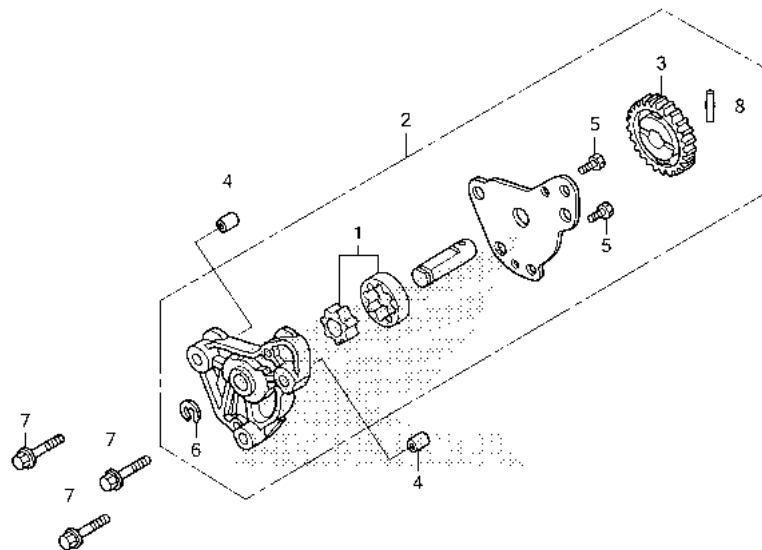
Ref. No.	L.O.N.	(Relative ref. Number) Description	F.R.T.
1	(10)	MOTOR, STARTING	0.4
2	(3,5,6)	TERMINAL, BRUSH(STARTER)	0.6
7	612115	CABLE, STARTER MOTOR	1.1

Ref. No.	Part No.	Description	Reqd. QTY					Serial No.	Parts catalogue code
			H	J	K	L	N		
1	31200-K56-N01	MOTOR ASSY., STARTER(MITSUBA)	1	1	1	1	1		
2	31201-KPT-A01	TERMINAL SET, BRUSH.....	1	1	1	-	-		
	31201-KVS-J01	-	-	-	1	1		
3	31204-KG8-004	SPRING, CARBON BRUSH.....	2	2	2	2	2		
4	31205-KTC-921	BOLT, SETTING.....	2	2	2	2	2		
5	31206-KPP-T01	HOLDER, BRUSH.....	1	1	1	1	1		
6	31207-MBE-008	RING.....	2	2	2	2	2		
7	32410-K56-N10	CABLE, STARTER MOTOR.....	1	1	1	1	1		
8	32411-253-000	COVER, STARTER MOTOR TERMINAL	1	1	1	1	1		
9	90071-MB0-000	NUT-WASHER, 6MM.....	2	2	2	2	2		
10	91309-425-003	O-RING, 24.4X3.1(ARAI).....	1	1	1	1	1		
11	91320-MB0-000	O-RING, 4X2.....	3	3	3	3	3		
12	95701-06028-00	BOLT, FLANGE, 6X28.....	2	2	2	2	2		



E-14

OIL PUMP



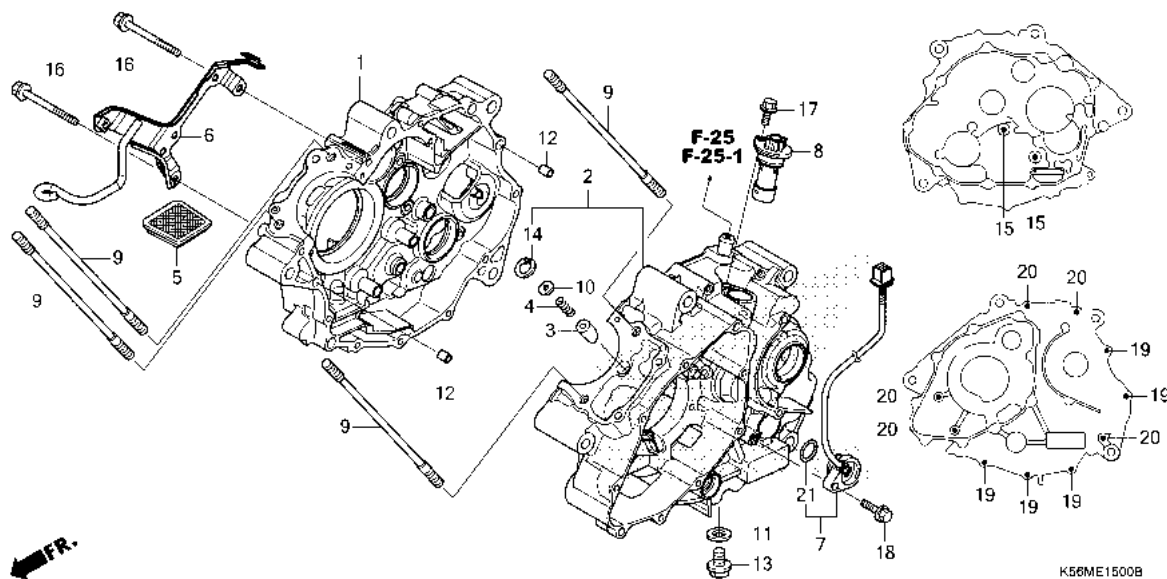
Ref. No.	L.O.N.	(Relative ref. Number) Description	F.R.T.
1	1131C7	ROTOR, OIL PUMP	0.9
2	113105	PUMP ASSY., OIL	0.8
3	1131C4	GEAR, OIL PUMP DRIVEN	0.9

Ref. No.	Part No.	Description	Reqd. QTY					Serial No.	Parts catalogue code
			H	J	K	L	N		
1	15021-436-000	ROTOR SET, OIL PUMP.....	1	1	1	1	1		
2	15100-KPP-T00	PUMP ASSY., OIL	1	1	1	1	1		
3	15133-KPP-T00	GEAR, OIL PUMP DRIVEN(25T) ..	1	1	1	1	1		
4	90702-KFM-900	DOWEL PIN, 8X12	2	2	2	2	2		
5	93301-05012-0J	BOLT, HEX., 5X12	2	2	2	2	2		
6	94540-06018	E-RING, 6MM	1	1	1	1	1		
7	95701-06035-00	BOLT, FLANGE, 6X35	3	3	3	3	3		
8	96220-40238	ROLLER, 4X23.8	1	1	1	1	1		



E-15

CRANKCASE



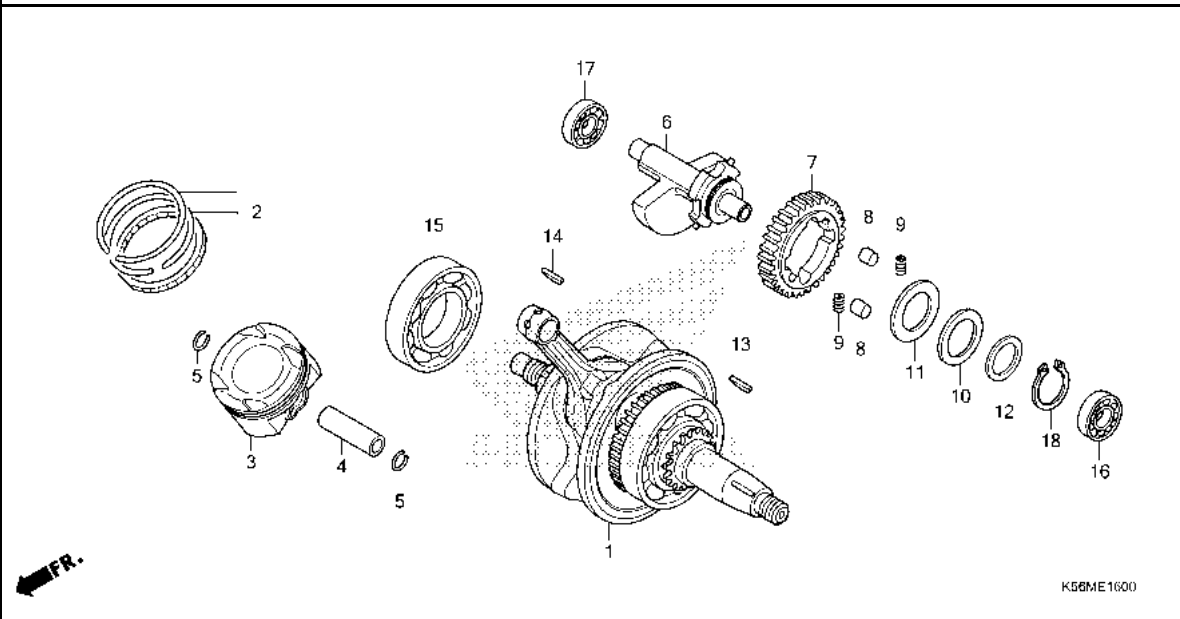
Ref. No.	L.O.N.	(Relative ref. Number) Description	F.R.T.
1	110120	CRANKCASE :RIGHTINCLUDES: Engine removal and installation	6.7
2	110115	CRANKCASE :LEFTINCLUDES: Engine removal and installation	6.1
	1101A2	CRANKCASE :BOTHINCLUDES: Engine removal and installation	7.5
5	1131B5	SCREEN, OIL FILTER	0.8
7	615125	SWITCH, GEAR CHANGE	0.9
8	617198	SENSOR, SPEEDOMETER	1.0

Ref. No.	Part No.	Description	Reqd. QTY					Serial No.	Parts catalogue code
			H	J	K	L	N		
1	11100-K56-305	CRANKCASE COMP., R.....	1	1	1	1	1		
2	11200-K56-305	CRANKCASE SET, L.....	1	1	1	1	1		
3	14521-KPP-900	PLUG, BEARING PUSH.....	1	1	1	1	1		
4	14531-KPP-900	SPRING, BEARING PUSH.....	1	1	1	1	1		
5	15421-KSP-910	SCREEN, OIL FILTER.....	1	1	1	1	1		
6	32121-K56-N10	STAY COMP., RESERVE TANK & CABLE	1	1	1	1	1		
7	35759-K56-N01	CONTACT ASSY., CHANGE SWITCH	1	1	1	1	1		
8	37700-K56-N01	SENSOR ASSY., SPEED.....	1	1	1	1	1		
9	90031-K56-N00	BOLT, CYLINDER STUD.....	4	4	4	4	4		
10	90403-KPP-900	WASHER, 3X11X1.0.....	1	1	1	1	1		
11	90407-259-000	PACKING, DRAIN COCK, 12.5X20	1	1	1	1	1		
12	90701-HC4-000	DOWEL PIN, 8X12.....	2	2	2	2	2		
13	92800-12000	BOLT, DRAIN PLUG, 12MM.....	1	1	1	1	1		
14	94520-12000	CIRCLIP, INTERNAL, 12MM.....	1	1	1	1	1		
15	95701-06035-00	BOLT, FLANGE, 6X35.....	2	2	2	2	2		
16	95701-06065-00	BOLT, FLANGE, 6X65.....	2	2	2	2	2		
17	96001-06016-00	BOLT, FLANGE, 6X16.....	1	1	1	1	1		
18	96001-06018-00	BOLT, FLANGE, 6X18.....	1	1	1	1	1		
19	96001-06040-00	BOLT, FLANGE, 6X40.....	5	5	5	5	5		
20	96001-06065-00	BOLT, FLANGE, 6X65.....	5	5	5	5	5		
21	91301-HP2-671	O-RING, 21X2.4.....	1	1	1	1	1		

2

E-16

CRANKSHAFT/PISTON



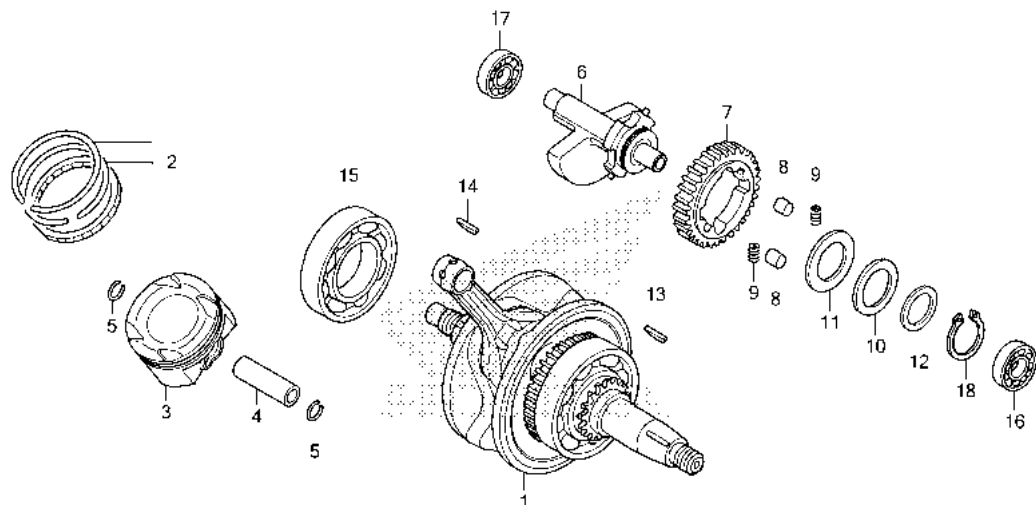
Ref. No.	L.O.N.	(Relative ref. Number) Description	F.R.T.
1	1101B5	CRANKSHAFTINCLUDES: Engine removal and installation (2,4,5)	5.6
3	111103	PISTON RING AND/OR PISTON(ONE)	2.7
6	110185	SHAFT, BALANCERINCLUDES: Engine removal and installation (8,9)	5.6
7	1101L5	GEAR, BALANCER DRIVENINCLUDES: Engine removal and installation	5.6
15	1101B7	BEARING, CRANKSHAFT :RIGHTINCLUDES: Engine removal and installation	5.8
16	1101G3	BEARING, BALANCER SHAFT :LEFT .INCLUDES: Engine removal and installation	5.6
17	1101G4	BEARING, BALANCER SHAFT :RIGHT .INCLUDES: Engine removal and installation	5.8
	1101G5	BEARING, BALANCER SHAFT :BOTH .INCLUDES: Engine removal and installation	6.0

Ref. No.	Part No.	Description	Reqd. QTY					Serial No.	Parts catalogue code
			H	J	K	L	N		
1	13000-K56-N00	CRANKSHAFT COMP.	1	1	1	-	-		
	13000-K45-NA0	-	-	-	1	1		
2	13011-K56-N00	RING SET, PISTON(STD.)	1	1	1	-	-		
	13021-K56-N00	RING SET, PISTON(O.S. 0.25) ..	(1)	(1)	(1)	-	-		
	13031-K56-N00	RING SET, PISTON(O.S. 0.50) ..	(1)	(1)	(1)	-	-		
	13011-K56-N01	RING SET, PISTON(STD.)	-	-	-	1	1		
	13021-K56-N01	RING SET, PISTON(O.S. 0.25) ..	-	-	-	(1)	(1)		
	13031-K56-N01	RING SET, PISTON(O.S. 0.50) ..	-	-	-	(1)	(1)		
3	13101-K56-N00	PISTON(STD.)	1	1	1	1	1		
	13102-K56-N00	PISTON(O.S. 0.25)	(1)	(1)	(1)	(1)	(1)		
	13103-K56-N00	PISTON(O.S. 0.50)	(1)	(1)	(1)	(1)	(1)		
4	13111-K56-N00	PIN, PISTON	1	1	1	1	1		
5	13115-KZY-700	CLIP, PISTON PIN, 14MM	2	2	2	2	2		
6	13420-K56-N00	WEIGHT COMP., BALANCER	1	1	1	1	1		
7	13422-KPP-860	GEAR A, BALANCER DRIVEN(43T)							
		(WHITE)	1	1	1	-	-		
	13423-KPP-860	GEAR B, BALANCER DRIVEN(43T)							
		(BLUE)	1	1	1	-	-		
	13424-KPP-860	GEAR C, BALANCER DRIVEN(43T)							
		(YELLOW)	1	1	1	-	-		
	13422-K45-NA0	GEAR A, BALANCER DRIVEN(43T)							
		(WHITE)	-	-	-	1	1		
	13423-K45-NA0	GEAR B, BALANCER DRIVEN(43T)							
		(BLUE)	-	-	-	1	1		
	13424-K45-NA0	GEAR C, BALANCER DRIVEN(43T)							
		(YELLOW)	-	-	-	1	1		
8	13425-KWC-901	RUBBER, BALANCER DUMPER(IKP) ..	2	2	2	2	2		



E-16

CRANKSHAFT/PISTON



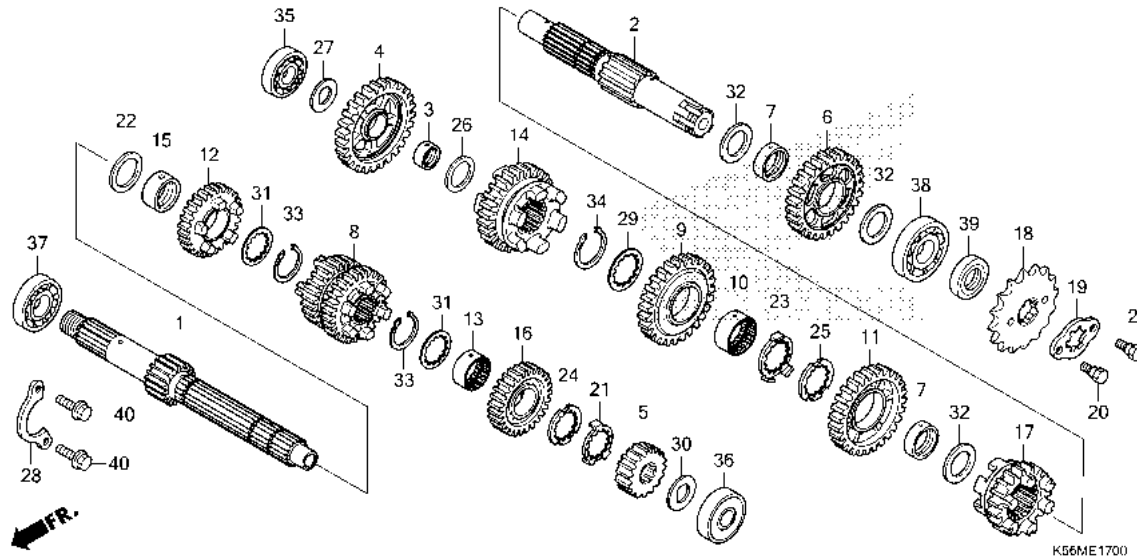
K56ME1600

Ref. No.	Part No.	Description	Reqd. QTY					Serial No.	Parts catalogue code
			H	J	K	L	N		
(8)	13425-KGH-900	RUBBER, BALANCER DUMPER (TH KOUKOKU RUBBER)	2	2	2	-	-		
	13425-KGH-901	RUBBER, BALANCER DUMPER (MSC PR TWO LIMITED)	-	-	-	2	2		
	13425-K64-NA1	RUBBER, BALANCER DUMPER (PT. CATURINDO AGUNG JAYA RUB)	-	-	-	-	2		
9	13427-KPP-860	SPRING, BALANCER GEAR	2	2	2	2	2		
10	13538-KGH-900	SPRING, THRUST	1	1	1	1	1		
11	90401-KPP-900	WASHER, 28.2X45X1.0	1	1	1	1	1		
12	90402-KRM-840	WASHER, 28.1X36X1.8	1	1	1	1	1		
13	90741-KFB-000	KEY, WOODRUFF, 4MM	1	1	1	1	1		
14	90741-KGH-900	KEY, WOODRUFF, 4MM	1	1	1	1	1		
15	91001-K56-N01	BEARING, R. RADIAL BALL, 35X72X15(FUJIKOSHI)	1	1	1	1	1		
	91001-KPP-901	BEARING, R. RADIAL BALL SPECIAL, 6207(NTN)	1	1	1	1	1		
16	91003-K56-N01	BEARING, RADIAL BALL, 12X32X10 (FUJIKOSHI)	1	1	1	1	1		
	91003-KPP-931	BEARING, RADIAL BALL SPECIAL, 6201(NTN)	1	1	1	1	1		
17	91008-K56-N01	BEARING, RADIAL BALL, 6301 (SKF)	1	1	1	1	1		
18	94510-28000	CIRCLIP, EXTERNAL, 28MM	1	1	1	1	1		



E-17

TRANSMISSION



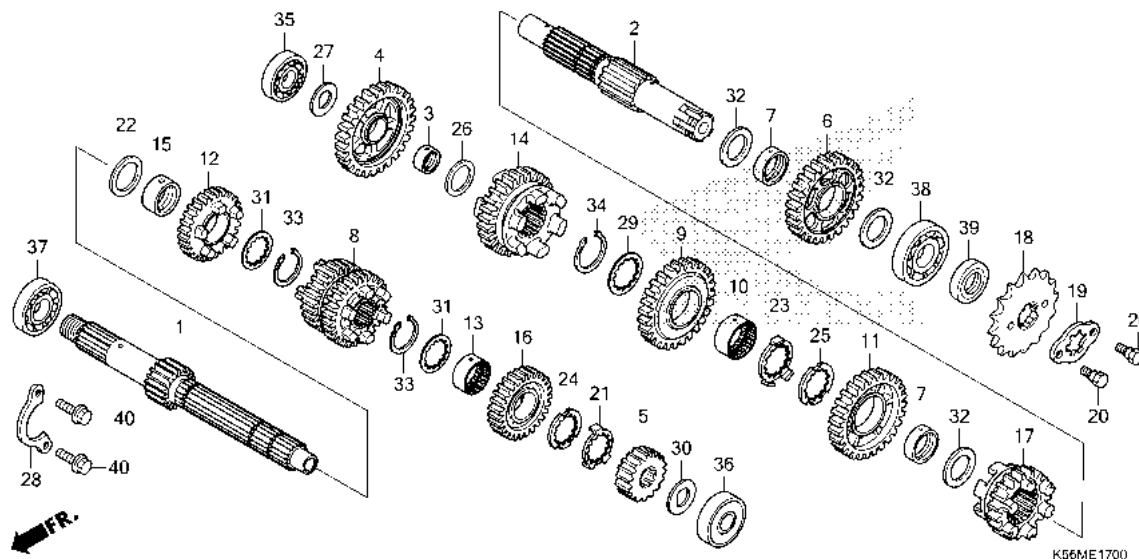
Ref. No.	L.O.N.	(Relative ref. Number) Description	F.R.T.
1		(5,8,12,16)	
210141		MAINSHAFT, TRANSMISSIONINCLUDES: Engine removal and installation	5.7
210141A		.Replace countershaft add	0.1
2		(4,6,9,11,14,17)	
210142		COUNTERSHAFT, TRANSMISSIONINCLUDES: Engine removal and installation	5.7
210142A		.Replace mainshaft add	0.1
18	213135	SPROCKET, DRIVE	0.2
35	2101C8	BEARING, COUNTERSHAFT :RIGHT .INCLUDES: Engine removal and installation	5.8
36	2101C2	BEARING, MAINSHAFT :LEFTINCLUDES: Engine removal and installation	5.6
37	2101C5	BEARING, MAINSHAFT :RIGHTINCLUDES: Engine removal and installation	5.8
	2101C6	BEARING, MAINSHAFT :BOTHINCLUDES: Engine removal and installation	6.0
+38	2101C7	BEARING, COUNTERSHAFT :LEFT ..	5.6

Ref. No.	Part No.	Description	Reqd. QTY					Serial No.	Parts catalogue code
			H	J	K	L	N		
1	23211-K56-N00	MAINSHAFT(12T)	1	1	1	1	1		
2	23221-K56-N00	COUNTERSHAFT	1	1	1	1	1		
3	23415-HB3-000	BUSH, 15MM	1	1	1	1	1		
4	23421-K56-N00	GEAR, COUNTERSHAFT FIRST(37T)	1	1	1	1	1		
5	23431-K56-N00	GEAR, MAINSHAFT SECOND(17T) ..	1	1	1	1	1		
6	23441-K56-N00	GEAR, COUNTERSHAFT SECOND(33T)	1	1	1	1	1		
7	23442-K56-N00	BUSH, 20MM	2	2	2	2	2		
8	23451-K56-N00	GEAR, MAINSHAFT THIRD & FOURTH (20T/22T)	1	1	1	1	1		
9	23461-K56-N00	GEAR, COUNTERSHAFT THIRD(30T)	1	1	1	1	1		
10	23465-K56-N00	BUSH, SPLINE, 20MM	1	1	1	1	1		
11	23481-K56-N00	GEAR, COUNTERSHAFT FOURTH(27T)	1	1	1	1	1		
12	23491-K56-N00	GEAR, MAINSHAFT FIFTH(24T) ...	1	1	1	1	1		
13	23492-KSP-910	COLLAR, SPLINE, 17X20X11	1	1	1	1	1		
14	23501-K56-N00	GEAR, COUNTERSHAFT FIFTH(25T)	1	1	1	1	1		
15	23502-KTY-D30	BUSH, 20MM	1	1	1	1	1		
16	23511-K56-N00	GEAR, MAINSHAFT SIXTH(26T) ...	1	1	1	1	1		
17	23521-K56-N00	GEAR, COUNTERSHAFT SIXTH(24T)	1	1	1	1	1		
18	23801-KBP-900	SPROCKET, DRIVE(15T)	1	1	1	-	-		
	23801-K56-NJ0	-	-	-	1	1		
19	23811-KR3-600	PLATE A2, FIXING	1	1	1	1	1		
20	90084-041-000	BOLT, DRIVE SPROCKET FIXING ..	2	2	2	2	2		
21	90401-K56-N00	WASHER, LOCK, 17MM	1	1	1	1	1		
22	90401-KTY-D30	WASHER, THRUST, 17MM	1	1	1	1	1		
23	90401-KVK-900	WASHER, LOCK, 20X19X1.0	1	1	1	1	1		



E-17

TRANSMISSION



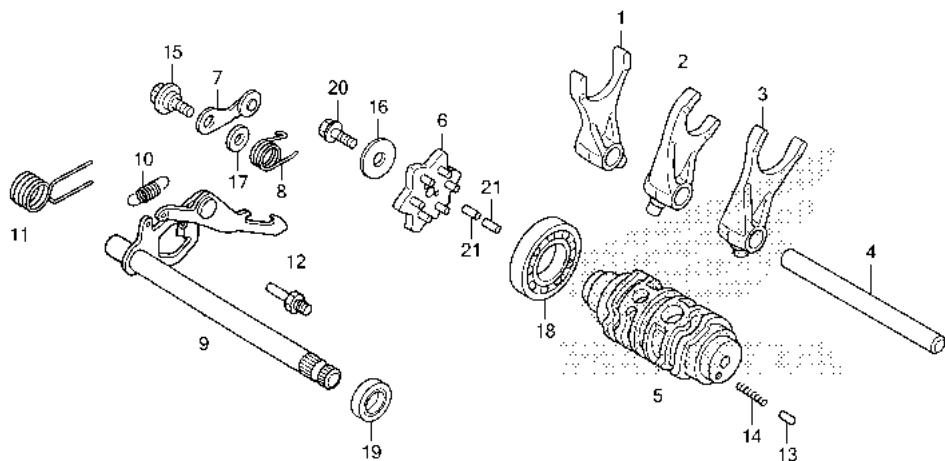
Ref. No.	L.O.N.	(Relative ref. Number) Description	F.R.T.
+38		.INCLUDES: Engine removal and installation	
2101C9		BEARING, COUNTERSHAFT :BOTH ..	6.0
		.INCLUDES: Engine removal and installation	
2101D4		BEARING, MAINSHAFT AND COUNTERSHAFT :ALL	6.2
		.INCLUDES: Engine removal and installation	
39 2101G7		OIL SEAL, COUNTERSHAFT :LEFT ..	5.6
		.INCLUDES: Engine removal and installation	

Ref. No.	Part No.	Description	Reqd. QTY					Serial No.	Parts catalogue code
			H	J	K	L	N		
24	90402-K56-N00	WASHER, SPLINE, 17MM.....	1	1	1	1	1		
25	90402-KVK-900	WASHER, THRUST, 20X19X1.0....	1	1	1	1	1		
26	90412-187-000	WASHER, THRUST, 15MM.....	1	1	1	1	1		
27	90412-K56-N00	WASHER, SPECIAL, 15MM.....	1	1	1	1	1		
28	90441-KW7-930	PLATE, BEARING HOLDER.....	1	1	1	1	1		
29	90451-K56-N00	WASHER, SPLINE, 20MM.....	1	1	1	1	1		
30	90452-KGH-900	WASHER, SPECIAL, 12MM.....	1	1	1	1	1		
31	90452-KRM-840	WASHER, SPLINE, 17X23X1.6....	2	2	2	2	2		
32	90454-KPH-900	WASHER, 25X20.2X1.....	3	3	3	3	3		
33	90601-KRM-840	CIRCLIP, 17MM.....	2	2	2	2	2		
34	90605-KVS-900	SET RING, 20MM.....	1	1	1	1	1		
35	91004-K56-N01	BEARING, RADIAL BALL, 6202U (SKF)	1	1	1	1	1		
36	91005-K56-N01	BEARING, RADIAL BALL, 6201U (SKF)	1	1	1	1	1		
37	91006-K56-N01	BEARING, RADIAL BALL, 6203 (SKF)	1	1	1	1	1		
	91006-K56-N02	BEARING, RADIAL BALL, 6203 (FUJIKOSHI)	1	1	1	1	1		
38	91010-K56-N01	BEARING, RADIAL BALL, 6204 (SKF)	1	1	1	1	1		
39	91216-KGH-901	OIL SEAL, 20X34X7.....	1	1	1	1	1		
40	95701-06014-00	BOLT, FLANGE, 6X14.....	2	2	2	2	2		

2

E-19

GEARSHIFT DRUM



FR.

K58ME1000

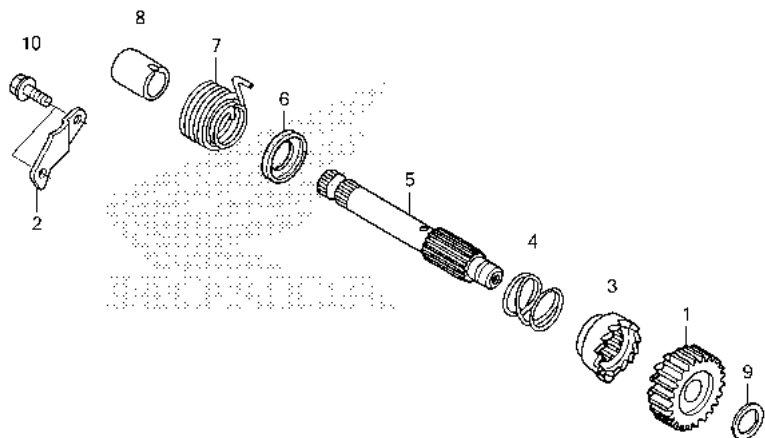
Ref. No.	L.O.N.	(Relative ref. Number) Description	F.R.T.
1	(2,3)		
210112		FORK, GEARSHIFTINCLUDES: Engine removal and installation .NOTE: Same time for two units or more	5.6
5 2101A9		DRUM, GEARSHIFTINCLUDES: Engine removal and installation	5.6
6 2101D6		PLATE, GEARSHIFT DRUM STOPPER (8)	0.8
7 210125		STOPPER OR SPRING, SHIFT DRUM (11)	0.8
9 210122		SPINDLE, GEARSHIFT	1.3
18 2101C3		BEARING, GEARSHIFT DRUMINCLUDES: Engine removal and installation	5.8
19 1101F9		OIL SEAL, GEARSHIFT SPINDLE ..	1.3

Ref. No.	Part No.	Description	Reqd. QTY					Serial No.	Parts catalogue code
			H	J	K	L	N		
1	24211-K56-N00	FORK, R. GEARSHIFT	1	1	1	1	1		
2	24212-KPP-900	FORK, CENTER GEARSHIFT	1	1	1	1	1		
3	24213-K56-N00	FORK, L. GEARSHIFT	1	1	1	1	1		
4	24241-KPP-900	SHAFT, GEARSHIFT FORK	1	1	1	1	1		
5	24301-K56-N00	DRUM, GEARSHIFT	1	1	1	1	1		
6	24410-K15-900	PLATE COMP., SHIFT DRUM							
		STOPPER	1	1	1	1	1		
7	24430-K56-N00	STOPPER COMP., GEARSHIFT DRUM	1	1	1	1	1		
8	24436-KTY-D30	SPRING, GEARSHIFT DRUM STOPPER	1	1	1	1	1		
9	24610-KPP-900	SPINDLE COMP., GEARSHIFT	1	1	1	1	1		
10	24641-KBP-900	SPRING, GEARSHIFT ARM	1	1	1	1	1		
11	24651-KTY-D30	SPRING, GEARSHIFT RETURN	1	1	1	1	1		
12	24652-035-000	PIN, SHIFT RETURN SPRING	1	1	1	1	1		
13	35751-KPH-900	CAP, CHANGE SWITCH CONTACT ..	1	1	1	1	1		
14	35752-KPH-900	SPRING, CHANGE SWITCH CONTACT	1	1	1	1	1		
15	90022-MG8-000	PIVOT, SHIFT DRUM STOPPER ARM	1	1	1	1	1		
16	90402-KW7-900	WASHER, THRUST, 6MM	1	1	1	1	1		
17	90435-HB3-000	WASHER, 6.1MM	1	1	1	1	1		
18	91009-K31-901	BEARING, RADIAL BALL, 6905							
		(NSK)	1	1	1	1	1		
	91015-K56-N01	BEARING, RADIAL BALL, 6905							
		(SKF)	1	1	1	1	1		
19	91209-KWC-901	OIL SEAL, 12X22X7	1	1	1	1	1		
20	95701-06016-00	BOLT, FLANGE, 6X16	1	1	1	1	1		
21	96220-30085	ROLLER, 3X8.5	2	2	2	2	2		



E-20

KICK STARTER SPINDLE



Ref. No.	L.O.N.	(Relative ref. Number) Description	F.R.T.
1	(3,4)		
1121A0		PINION, KICK STARTER	0.8
1121A2		SPINDLE, KICK STARTER	0.8
112103		SPRING, KICK STARTER RETURN ..	0.8

K58ME2000

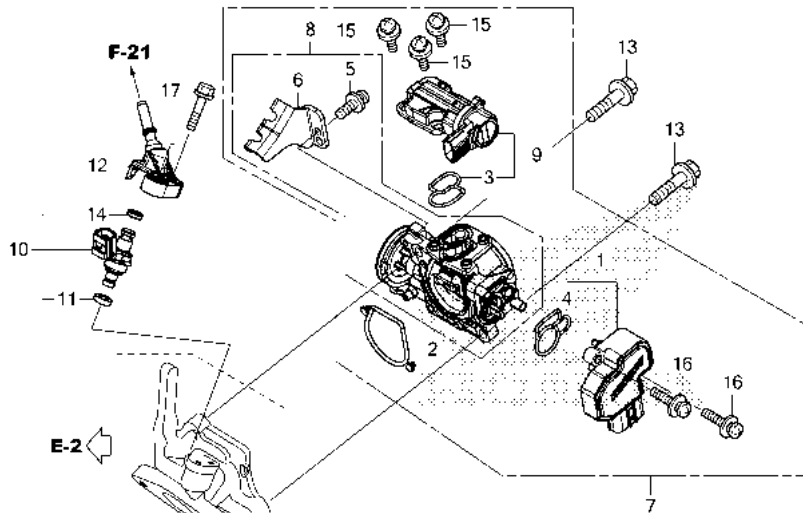
FR.

Ref. No.	Part No.	Description	Reqd. QTY					Serial No.	Parts catalogue code
			H	J	FS150F K	L	N		
1	28211-K56-N00	PINION, KICK STARTER(22T).....	1	1	1	-	-		
2	28215-KGH-900	PLATE, KICK STOPPER.....	1	1	1	-	-		
3	28221-K56-N00	RATCHET, STARTER DRIVE.....	1	1	1	-	-		
4	28223-KM7-701	SPRING, RATCHET.....	1	1	1	-	-		
5	28251-K15-900	SPINDLE, KICK STARTER.....	1	1	1	-	-		
6	28254-437-000	SEAT, RATCHET SPRING.....	1	1	1	-	-		
7	28261-KGH-900	SPRING, KICK RETURN.....	1	1	1	-	-		
8	28282-KGH-900	COLLAR, KICK SPRING.....	1	1	1	-	-		
9	90451-KGH-900	WASHER, SPECIAL, 14MM.....	1	1	1	-	-		
10	95701-06016-00	BOLT, FLANGE, 6X16.....	2	2	2	-	-		



E-23

THROTTLE BODY



K58ME2300

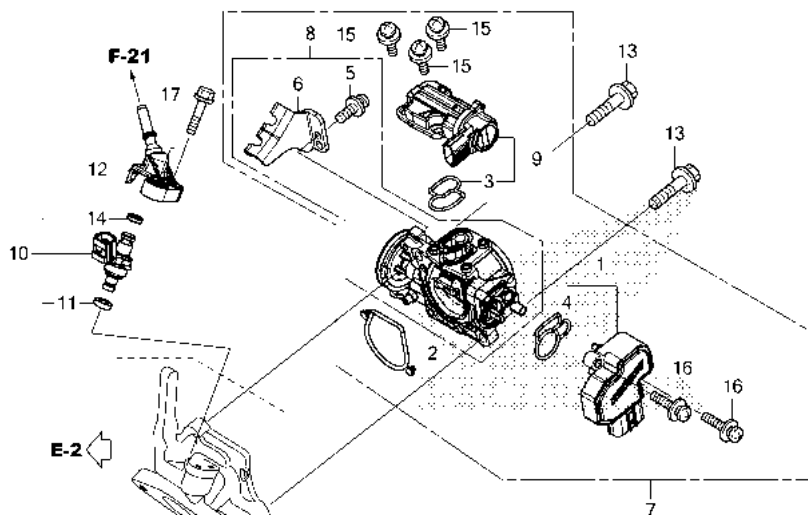
Ref. No.	L.O.N.	(Relative ref. Number) Description	F.R.T.
1	(4)	617115 SENSOR, THROTTLE	1.1
7	(2)	311132 BODY ASSY., THROTTLE	1.1
8	(3)	311130 BODY, THROTTLE	1.0
9	(3)	3111N5 VALVE, IDLE AIR CONTROL	0.3
10	(11,12,14)	311145 INJECTOR, FUEL	0.5

Ref. No.	Part No.	Description	Reqd. QTY					Serial No.	Parts catalogue code
			H	J	K	L	N		
1	16060-KVS-J01	SENSOR SET	1	1	1	-	-		
	16060-K56-M91	(FRAME NO.)	-	-	-	1	-	LB300604 3MA	
	''	''	-	-	-	1	-	LB300703 2MA	
	''	''	-	-	-	1	-	LB302206 MA	
	16060-K56-M92	(FRAME NO.)	-	-	-	1	-	LB300605 ----- 3MA	
	''	''	-	-	-	1	-	LB300704 ----- 2MA	
	''	''	-	-	-	1	-	LB302207 ----- MA	
	16060-K2G-B21	-	-	-	-	1		
2	16075-K40-F01	O-RING, THROTTLE BODY	1	1	1	1	1		
3	16076-K35-V01	O-RING	1	1	1	1	1		
4	16077-K35-V01	O-RING	1	1	1	-	-		
	(FRAME NO.)	''	-	-	-	1	-	LB300604 3MA	
	''	''	-	-	-	1	-	LB300703 2MA	
	''	''	-	-	-	1	-	LB302206 MA	
	16077-KSS-J01	(FRAME NO.)	-	-	-	1	-	LB300605 ----- 3MA	
	''	''	-	-	-	1	-	LB300704 ----- 2MA	
	''	''	-	-	-	1	-	LB302207 ----- MA	
	''	''	-	-	-	-	1		
5	16081-KVS-J01	SCREW-WASHER, 5X12(TORX)	1	1	1	1	1		
6	16169-K56-N01	STAY, WIRE	1	1	1	1	1		
7	16400-K56-N01	THROTTLE BODY ASSY.(GQ1LA A)	1	1	-	-	-		
	(FRAME NO.)	''	-	-	1	-	-	KB201954 2MA	
	''	''	-	-	1	-	-	KB203250 MA	



E-23

THROTTLE BODY



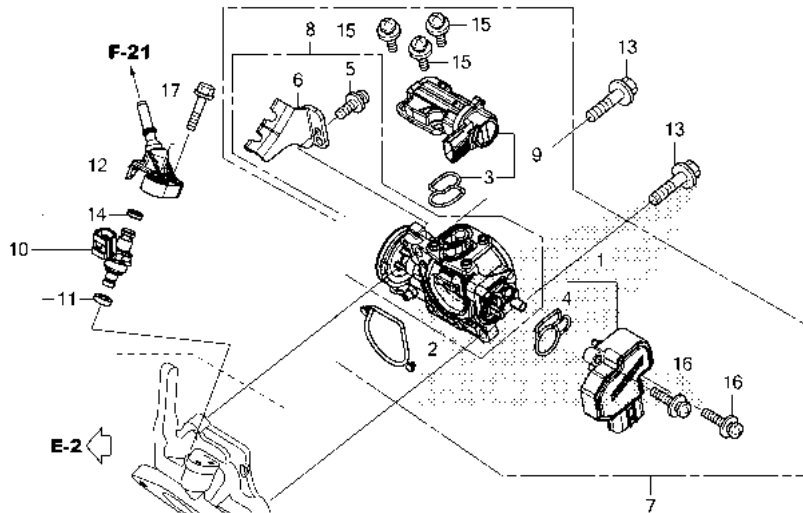
K58ME2300

Ref. No.	Part No.	Description	Reqd. QTY					Serial No.	Parts catalogue code
			H	J	K	L	N		
(7)	16400-K56-N02	THROTTLE BODY ASSY.(GQ1LA B) · (FRAME NO.)	-	-	1	-	-	KB201955 ----- 2MA KB203251 ----- MA	
	16400-K56-M91	THROTTLE BODY ASSY.(GQ11B A) · (FRAME NO.)	-	-	-	1	-	----- LB300604 3MA ----- LB300703 2MA ----- LB302206 MA	
	16400-K56-M92	THROTTLE BODY ASSY.(GQ11B B) · (FRAME NO.)	-	-	-	1	-	LB300605 ----- 3MA LB300704 ----- 2MA LB302207 ----- MA	
	16400-K2P-M01	THROTTLE BODY ASSY.(GQ16B A) ·	-	-	-	-	1		
8	16410-K56-N01	BODY SET ············	1	1	1	-	-		
	16410-K56-M91	(FRAME NO.)	-	-	-	1	-	----- LB300604 3MA ----- LB300703 2MA ----- LB302206 MA	
	16410-K56-M92	(FRAME NO.)	-	-	-	1	-	LB300605 ----- 3MA LB300704 ----- 2MA LB302207 ----- MA	
	16410-K2P-M01	···········	-	-	-	-	1		
9	16430-K56-N01	VALVE SET, IDLE AIR CONTROL ·· (FRAME NO.)	1	1	-	-	-	----- KB201954 2MA ----- KB203250 MA	
	16430-K97-T01	(FRAME NO.)	-	-	1	-	-	KB201955 ----- 2MA KB203251 ----- MA	
		···········	-	-	-	1	1		



E-23

THROTTLE BODY



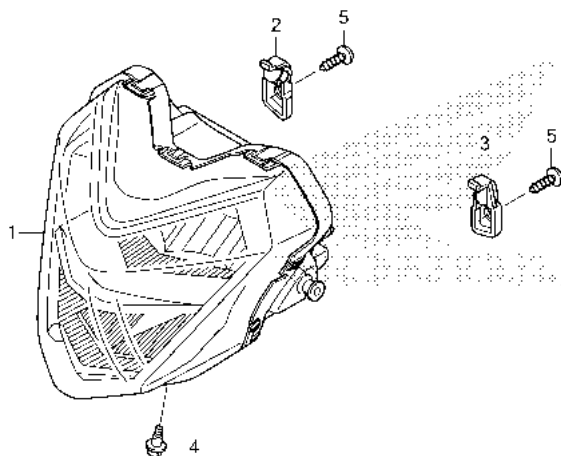
K58ME2300

Ref. No.	Part No.	Description	Reqd. QTY					Serial No.	Parts catalogue code
			H	J	FS150F K	L	N		
10	16450-K56-N01	INJECTOR ASSY., FUEL.....	1	1	1	-	-		
	16450-K56-NJ1	-	-	-	1	1		
11	16472-KPC-D50	RING, SEAL.....	1	1	1	1	1		
12	17560-K56-N00	JOINT COMP., INJECTOR.....	1	1	1	1	1		
13	90004-GHB-670	BOLT, FLANGE, 6X25(NSHF).....	2	2	2	2	2		
14	91301-GGL-J01	O-RING, 6.3X2.2.....	1	1	1	1	1		
15	93891-04010-18	SCREW-WASHER, 4X10.....	3	3	3	3	3		
16	93891-04016-18	SCREW-WASHER, 4X16.....	2	2	2	2	2		
17	95701-06022-00	BOLT, FLANGE, 6X22.....	2	2	2	2	2		

2

F-1

HEADLIGHT



K56MI U10U

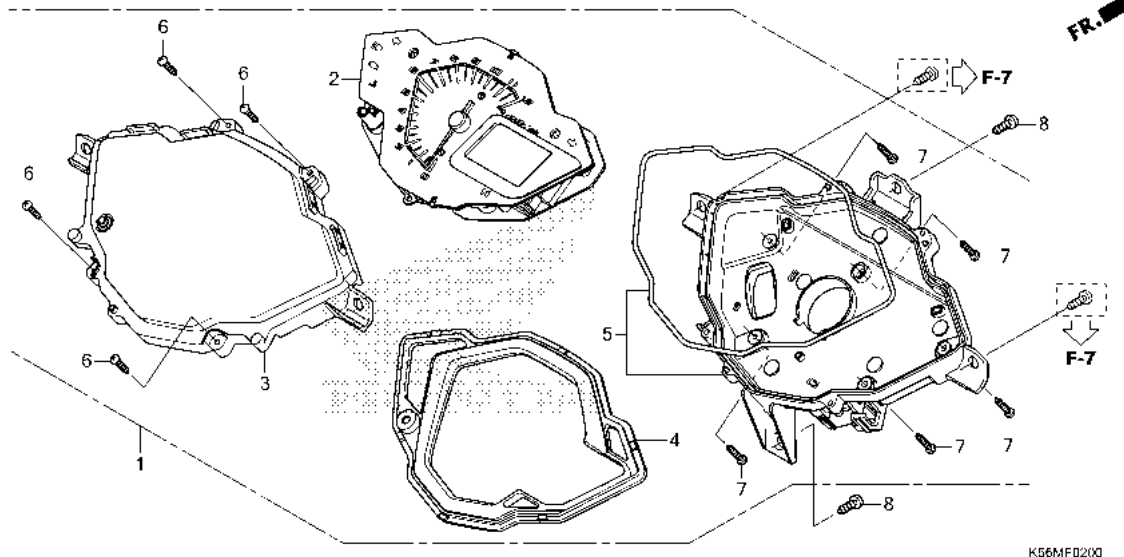
Ref. No.	L.O.N.	(Relative ref. Number) Description	F.R.T.
1	6161A7	HEADLIGHT UNIT	0.5

Ref. No.	Part No.	Description	Reqd. QTY					Serial No.	Parts catalogue code
			H	J	FS150F K	L	N		
1	33100-K56-V01	HEADLIGHT ASSY.....	1	1	1	1	1		
2	33118-K56-N10	BRACKET, R. HEADLIGHT	1	1	1	1	1		
3	33119-K56-N10	BRACKET, L. HEADLIGHT	1	1	1	1	1		
4	90101-KZL-930	BOLT, ADJUSTING.....	1	1	1	1	1		
5	93903-35310	SCREW, TAPPING, 5X16.....	2	2	2	2	2		

3

F-2

METER(FS150FH/J/K)



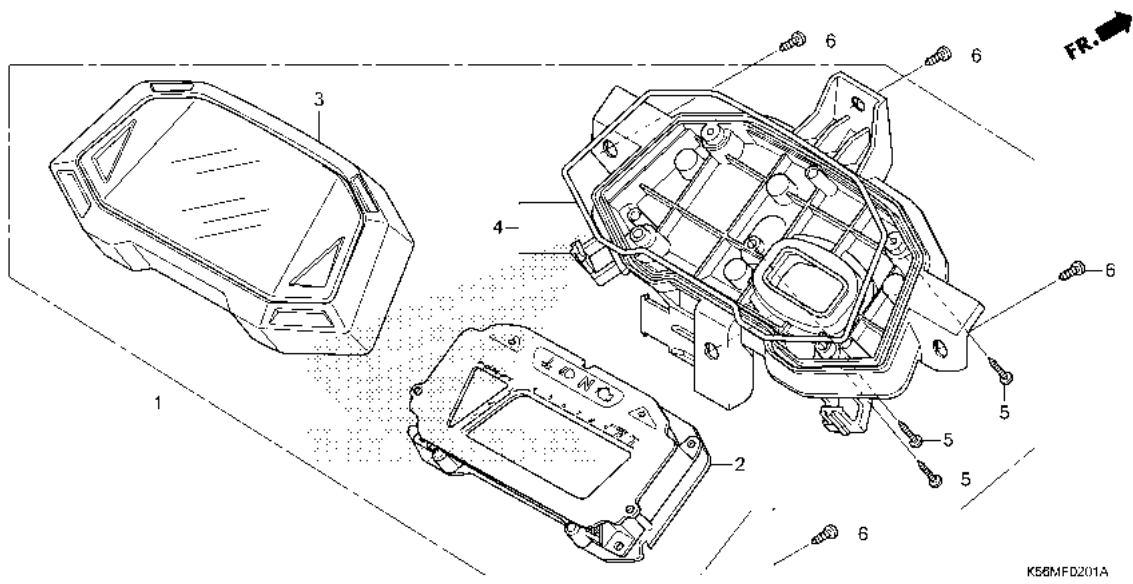
Ref. No.	L.O.N.	(Relative ref. Number) Description	F.R.T.
1	8121A1	METER ASSY., COMBINATION	0.5
2	8121A2	METER, COMBINATION	0.6
3	8121B7	LENS, METER	0.5
4	4131A3	PLATE, REFLECTING	0.5
5	8121B3	CASE, METER	0.5

Ref. No.	Part No.	Description	Reqd. QTY					Serial No.	Parts catalogue code
			H	J	K	L	N		
1	37100-K56-N11	METER ASSY., COMBINATION(KPH)	1	1	1	-	-		
2	37110-K56-N11	METER COMP., TACHO & LCD.....	1	1	1	-	-		
3	37610-K56-N11	LENS ASSY.	1	1	1	-	-		
4	37620-K56-N11	PLATE ASSY., REFLECTING.....	1	1	1	-	-		
5	37630-K56-N11	CASE ASSY., UNDER.....	1	1	1	-	-		
6	90101-KY6-008	SCREW, TAPPING, 3X14.....	4	4	4	-	-		
7	93903-22420	SCREW, TAPPING, 3X16.....	5	5	5	-	-		
8	93903-35310	SCREW, TAPPING, 5X16.....	2	2	2	-	-		



F-2-1

METER(FS150FL/N)



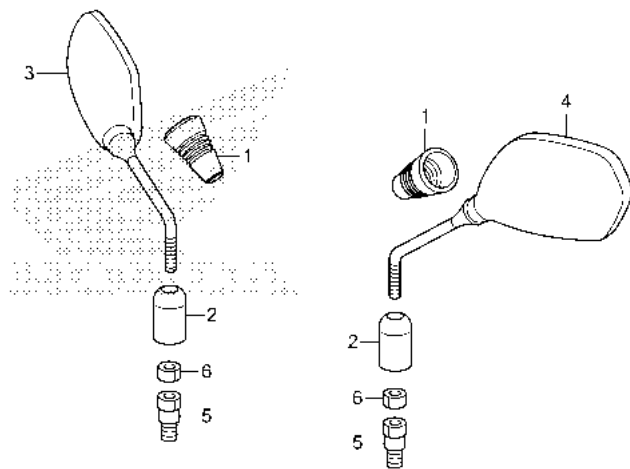
Ref. No.	L.O.N.	(Relative ref. Number) Description	F.R.T.
1	8121A1	METER ASSY., COMBINATION	0.5
2	8121A2	METER, COMBINATION	0.6
3	8121B7	LENS, METER	0.5
4	8121B3	CASE, METER	0.5

Ref. No.	Part No.	Description	Reqd. QTY					Serial No.	Parts catalogue code
			H	J	K	L	N		
1	37100-K56-NJ1	METER ASSY., COMBINATION(KPH)	-	-	-	1	-		
	37100-K56-NJ2	-	-	-	-	1		
2	37130-K56-NJ1	METER COMP., LCD.....	-	-	-	1	1		
3	37610-K56-N00	CASE ASSY., UPPER.....	-	-	-	1	1		
4	37620-K56-NJ1	CASE ASSY., UNDER.....	-	-	-	1	-		
	37620-K56-NJ2	-	-	-	-	1		
5	93903-22520	SCREW, TAPPING, 3X20.....	-	-	-	5	5		
6	93903-35310	SCREW, TAPPING, 5X16.....	-	-	-	4	4		



F-3

MIRROR(FS150FH/J/K)



←FR.

K56MI U30U

Ref. L.O.N. (Relative ref. Number) F.R.T.
No. Description

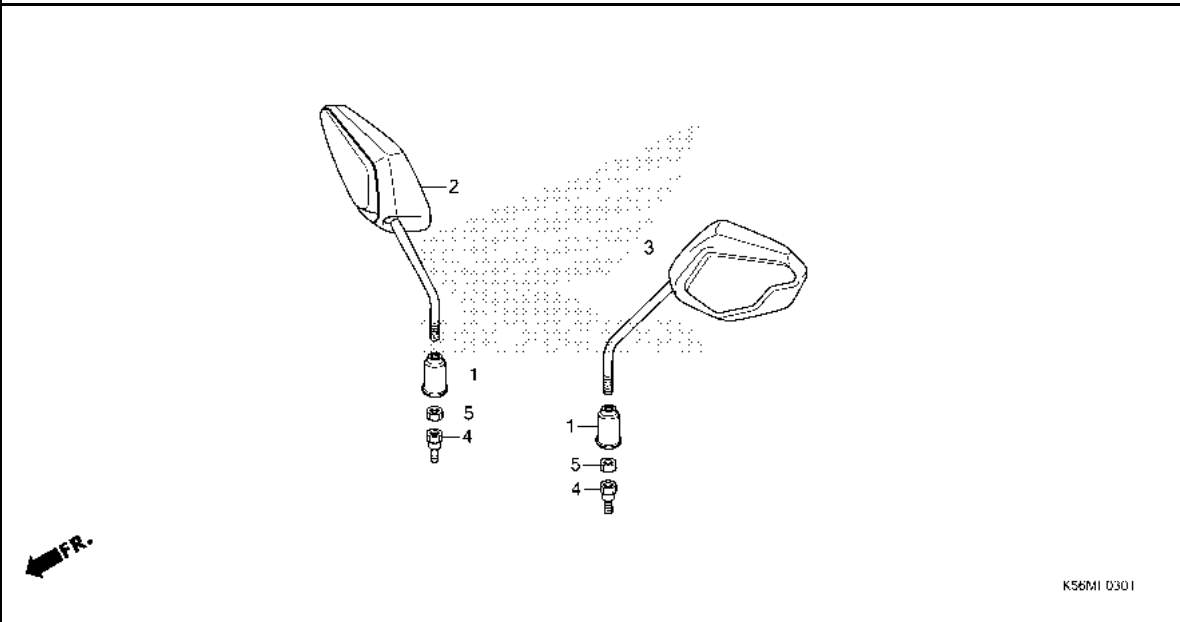
NO INFORMATION

Ref. No.	Part No.	Description	Reqd. QTY					Serial No.	Parts catalogue code
			H	J	K	L	N		
1	88113-KWW-640	BOOT, MIRROR.....	2	2	2	-	-		
2	88119-KWW-640	CAP, LOCK NUT.....	2	2	2	-	-		
3	88210-K07-M51	MIRROR COMP., R.....	1	1	1	-	-		
4	88220-K07-M51	MIRROR COMP., L.....	1	1	1	-	-		
5	90101-KWW-640	BOLT, ADAPTER, 10MM.....	2	2	2	-	-		
6	90301-KWW-640	NUT, HEX., 10MM (LEFT HAND THREAD)	2	2	2	-	-		

3

F-3-1

MIRROR(FS150FL/N)



Ref. No.	L.O.N.	(Relative ref. Number) Description	F.R.T.
NO INFORMATION			

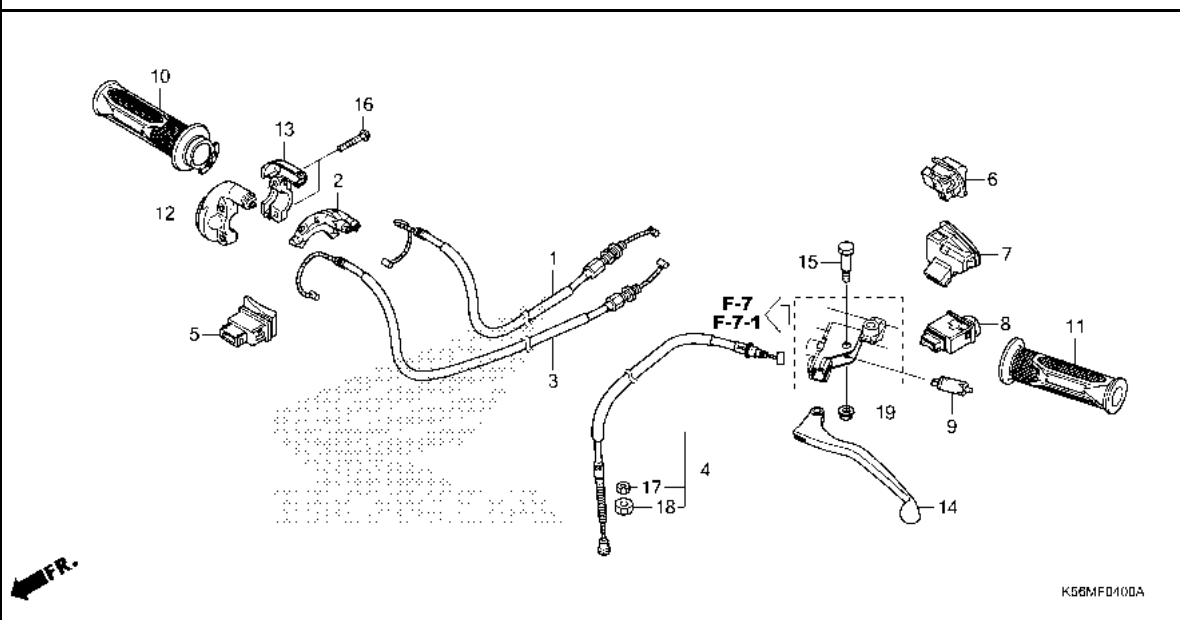
K56MI 0301

Ref. No.	Part No.	Description	Reqd. QTY					Serial No.	Parts catalogue code
			H	J	K	L	N		
1	88113-K09-C00	CAP, LOCK NUT	-	-	-	2	2		
2	88210-K56-M91	MIRROR COMP., R.	-	-	-	1	1		
3	88220-K56-M91	MIRROR COMP., L.	-	-	-	1	1		
4	90003-MY5-720	BOLT, ADAPTER, 10MM	-	-	-	2	2		
5	90301-KZV-J00	NUT, HEX., 10MM (LEFT HAND THREAD)	-	-	-	2	2		



F-4

HANDLE LEVER/SWITCH/CABLE



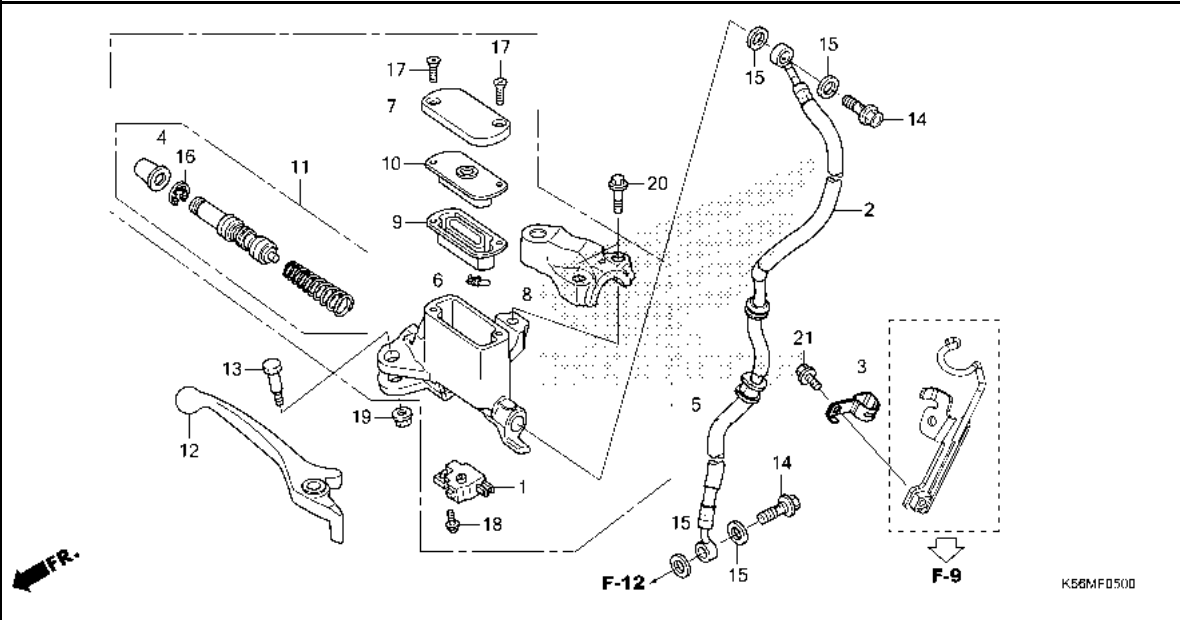
Ref. No.	L.O.N.	(Relative ref. Number) Description	F.R.T.
1		(3)	
1	811100	CABLE, THROTTLE	1.3
		.NOTE: Same time for two units	
4	811115	CABLE, CLUTCH	1.0
5	615116	SWITCH, STARTER	0.5
6	615117	SWITCH, DIMMER	0.5
7	6151A3	SWITCH, HORN	0.5
8	615118	SWITCH, WINKER	0.5
9	6151A9	SWITCH, CLUTCH	0.5
10	810150	GRIP, THROTTLE	0.8
11	8101C0	GRIP, HANDLE :LEFT	0.1
12		(2,13)	
12	810155	HOUSING, THROTTLE	0.8
		.NOTE: Same time for two units	
14	8101C6	LEVER, HANDLE :LEFT	0.4
	8101F5	LEVER, HANDLE :BOTH	0.5

Ref. No.	Part No.	Description	Reqd. QTY					Serial No.	Parts catalogue code
			H	J	K	L	N		
1	17910-K56-N10	CABLE COMP. A, THROTTLE.....	1	1	1	1	1		
2	17914-K03-N30	SLIDER, THROTTLE CABLE.....	1	1	1	1	1		
3	17920-K56-N10	CABLE COMP. B, THROTTLE.....	1	1	1	1	1		
4	22870-K56-N10	CABLE COMP., CLUTCH.....	1	1	1	1	1		
5	35160-KYZ-901	SWITCH UNIT, STARTER.....	1	1	1	1	-		
	35160-K20-T21	SWITCH UNIT, STARTER(TOYO)...	-	-	-	-	1		
6	35170-K46-N01	SWITCH UNIT, DIMMER.....	1	1	1	1	1		
7	35180-K03-N31	SWITCH UNIT, HORN(TOYO DENSO)	1	1	1	1	-		
	35180-K20-T21	SWITCH UNIT, HORN(TOYO).....	-	-	-	-	1		
8	35200-K03-N31	SWITCH UNIT, WINKER(TOYO)....	1	1	1	1	1		
9	35330-413-003	SWITCH COMP., FR. LEVER (TOYO DENSO)	1	1	1	1	1		
10	53140-K56-N10	GRIP COMP., THROTTLE.....	1	1	1	1	1		
11	53166-K07-900	GRIP, L. HANDLE.....	1	1	1	1	1		
12	53167-K03-N30	HOUSING, FR. THROTTLE.....	1	1	1	1	1		
13	53168-K03-N30	HOUSING, RR. THROTTLE.....	1	1	1	1	1		
14	53178-KWC-900	LEVER, L. STEERING HANDLE....	1	1	1	1	1		
15	90114-KGH-900	BOLT, HANDLE LEVER PIVOT.....	1	1	1	1	1		
16	93500-05025-0G	SCREW, PAN, 5X25.....	2	2	2	2	2		
17	94002-08000-0S	NUT, HEX., 8MM.....	1	1	1	1	1		
18	94030-08000	NUT, HEX., 8MM.....	1	1	1	1	1		
19	94050-06000	NUT, FLANGE, 6MM.....	1	1	1	1	1		



F-5

FRONT BRAKE MASTER CYLINDER



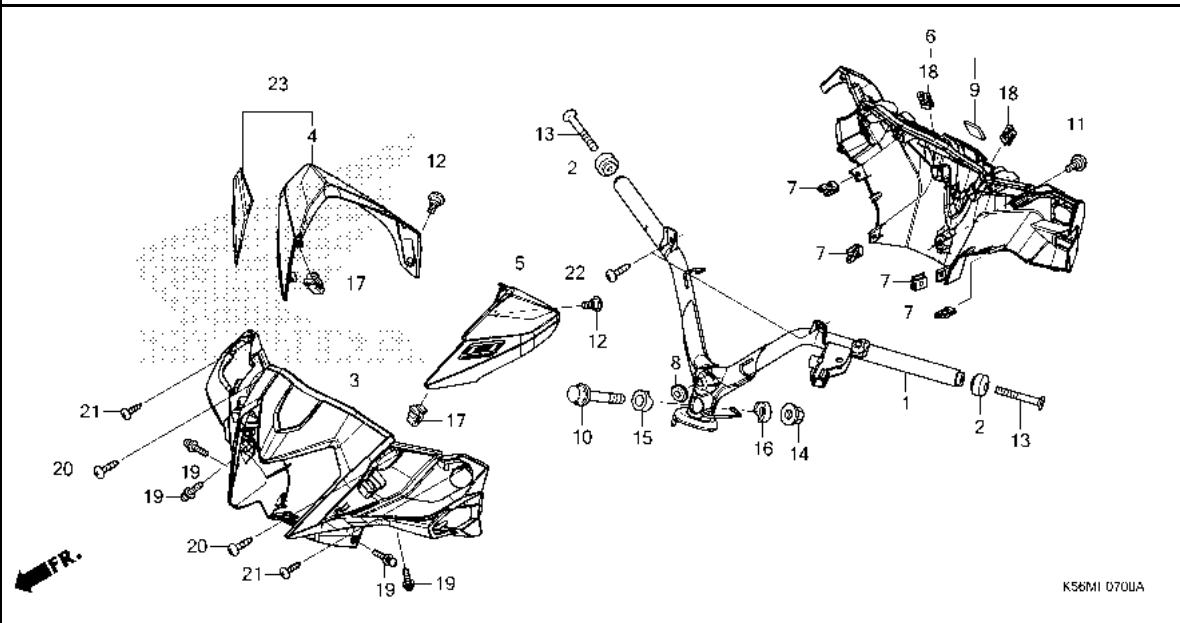
Ref. No.	L.O.N.	(Relative ref. Number) Description	F.R.T.
1	6151B2	SWITCH, FRONT STOP	0.4
2	7121A0	HOSE, FRONT BRAKE	1.0
5	712105	CYLINDER, FRONT BRAKE MASTER . .INCLUDES: Bleed brakes	0.8
9	7121G6	DIAPHRAGM, FRONT BRAKE MASTER CYLINDER	0.1
11	7121G9	PISTON SET, FRONT BRAKE MASTER .INCLUDES: Bleed brakes	0.7
12	8101C7	LEVER, HANDLE :RIGHT	0.3
	8101F5	LEVER, HANDLE :BOTH	0.5

Ref. No.	Part No.	Description	Reqd. QTY					Serial No.	Parts catalogue code
			H	J	K	L	N		
1	35340-KWB-601	SWITCH ASSY., FR. STOP.....	1	1	1	1	1		
2	45126-K56-N11	HOSE COMP., FR. BRAKE.....	1	1	1	1	1		
3	45157-K56-N10	CLAMPER, FR. BRAKE HOSE.....	1	1	1	1	1		
4	45504-410-003	BOOT COMP.	1	1	1	1	1		
5	45510-K03-M01	CYLINDER SUB ASSY., FR. BRAKE MASTER(NISSIN)	1	1	1	1	1		
6	45512-MA6-006	PROTECTOR	1	1	1	1	1		
7	45513-GW0-911	CAP, MASTER CYLINDER.....	1	1	1	1	1		
8	45517-K03-M61	HOLDER, MIRROR.....	1	1	1	1	1		
9	45520-GW0-911	DIAPHRAGM	1	1	1	1	1		
10	45521-GW0-911	PLATE, DIAPHRAGM.....	1	1	1	1	1		
11	45530-K03-M61	CYLINDER SET, MASTER(NISSIN) .	1	1	1	1	1		
	45530-KVS-M21	CYLINDER SET, FR. MASTER (NISSIN)	-	-	-	-	1		
12	53175-KET-921	LEVER, R. STEERING HANDLE....	1	1	1	1	1		
13	90114-KGH-900	BOLT, HANDLE LEVER PIVOT.....	1	1	1	1	1		
14	90145-K03-M60	BOLT, OIL, 10X25.....	2	2	2	2	2		
15	90545-300-000	WASHER, OIL BOLT.....	4	4	4	4	4		
16	90651-K03-M61	CIRCLIP, INTERNAL, 18.8.....	1	1	1	1	1		
17	93600-04012-16	SCREW, FLAT, 4X12.....	2	2	2	2	2		
18	93893-04012-17	SCREW-WASHER, 4X12.....	1	1	1	1	1		
19	94050-06000	NUT, FLANGE, 6MM.....	1	1	1	1	1		
20	95701-06022-00	BOLT, FLANGE, 6X22.....	2	2	2	2	2		
21	96001-06012-07	BOLT, FLANGE, 6X12.....	1	1	1	1	1		

3

F-7

HANDLE PIPE/HANDLE COVER(FS150FH/J/K)



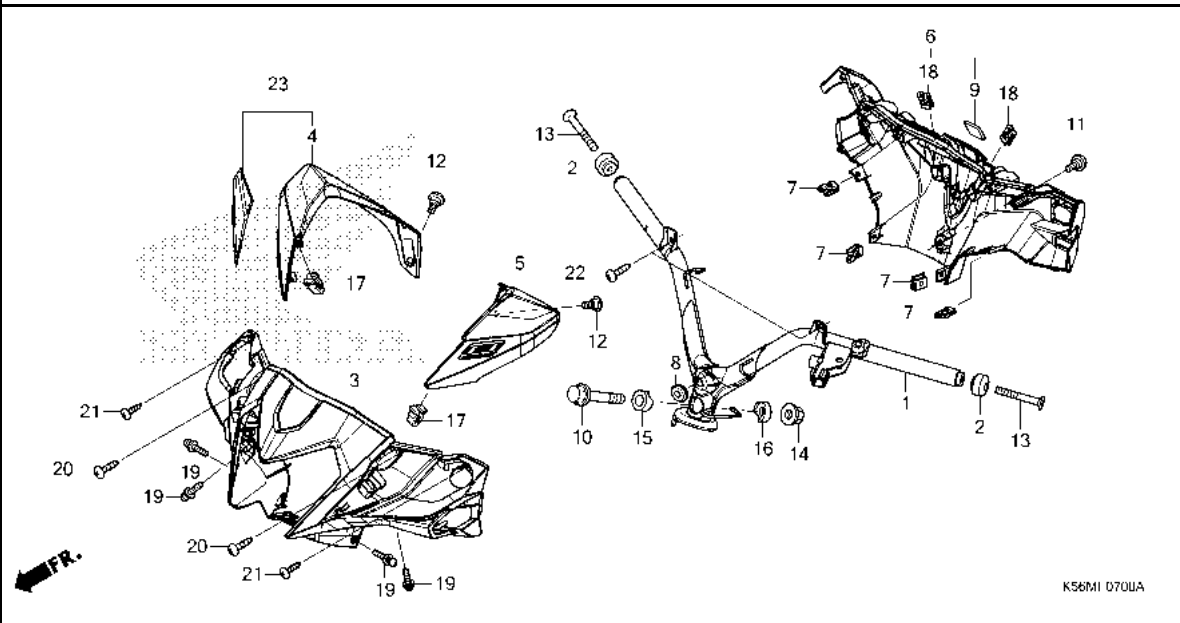
Ref. No.	L.O.N.	(Relative ref. Number) Description	F.R.T.
1	810100	PIPE, STEERING HANDLE	1.5
3	4131B5	COVER, HANDLE :FRONT	0.4
4	4131JS	COVER, HANDLE :RIGHT UPPER ...	0.1
5	4131JR	COVER, HANDLE :LEFT UPPER	0.1
	4131JT	COVER, HANDLE :BOTH UPPER	0.1
6	4131B6	COVER, HANDLE :REAR	0.5
	4131U1	COVER, HANDLE :BOTH	0.6

Ref. No.	Part No.	Description	Reqd. QTY					Serial No.	Parts catalogue code
			H	J	K	L	N		
1	53100-K56-N10	PIPE COMP., STEERING HANDLE..	1	1	1	-	-		
2	53102-K12-910	WEIGHT A, HANDLE.....	2	2	2	-	-		
3	53205-K56-V00	COVER, FR. HANDLE.....	1	1	1	-	-		
4	53207-K56-N10ZH	COVER, R. HANDLE TOP							
	YR308LUMINOUS ORANGE	1	1	1	-	-	-----	2MA
	53207-K56-N10ZC	*PB406M*MAT ION BLUE METALLIC	1	-	-	-	-	-----	3MA
	53207-K56-N10ZK	*NHB31M*							
		MAT CHARCOAL GRAY METALLIC	1	-	-	-	-	-----	3MA
	53207-K56-N10ZJ	*R339M*.EUPHORIA RED METALLIC	1	-	-	-	-	-----	MA
	53207-K56-N10ZN	*R356C*.CANDY SCINTILLATE RED	-	1	-	-	-	-----	MA
	53207-K56-N10ZP	*PB407P*.PEARL NIGHTFALL BLUE	-	1	-	-	-	-----	MA
5	53215-K56-N10ZH	COVER SET, L. HANDLE TOP(WL)							
	YR308LUMINOUS ORANGE	1	1	1	-	-	-----	2MA
	53215-K56-N10ZB	*PB406M*MAT ION BLUE METALLIC	1	-	-	-	-	-----	3MA
	53215-K56-N10ZK	*NHB31M*							
		MAT CHARCOAL GRAY METALLIC	1	-	-	-	-	-----	3MA
	53215-K56-N10ZJ	*R339M*.EUPHORIA RED METALLIC	1	-	-	-	-	-----	MA
	53225-K56-M50ZA	*NHA96P*.PEARL METALLOID WHITE	-	1	-	-	-	-----	3MA
	53215-K56-N10ZN	*R356C*.CANDY SCINTILLATE RED	-	1	-	-	-	-----	MA
	53215-K56-N10ZP	*PB407P*.PEARL NIGHTFALL BLUE	-	1	-	-	-	-----	MA
	53215-K56-M60ZA	*TYPE3*.....	-	-	1	-	-	-----	MA
	53215-K56-M60ZB	*TYPE2*.....	-	-	1	-	-	-----	MA
	53215-K56-M60ZC	*TYPE1*.....	-	-	1	-	-	-----	MA
6	53216-K56-N10ZA	COVER SET, RR. HANDLE							
	NH1BLACK	1	-	1	-	-	-----	2MA,MA
	53216-K56-M20ZA	*R371R*.....BARBARESCO RED R	1	-	-	-	-	-----	3MA
	53216-K56-N10ZA	*NH1*.....BLACK	-	1	-	-	-	-----	
7	64521-MN5-000	NUT, CLIP, 4MM.....	4	4	4	-	-		



F-7

HANDLE PIPE/HANDLE COVER(FS150FH/J/K)

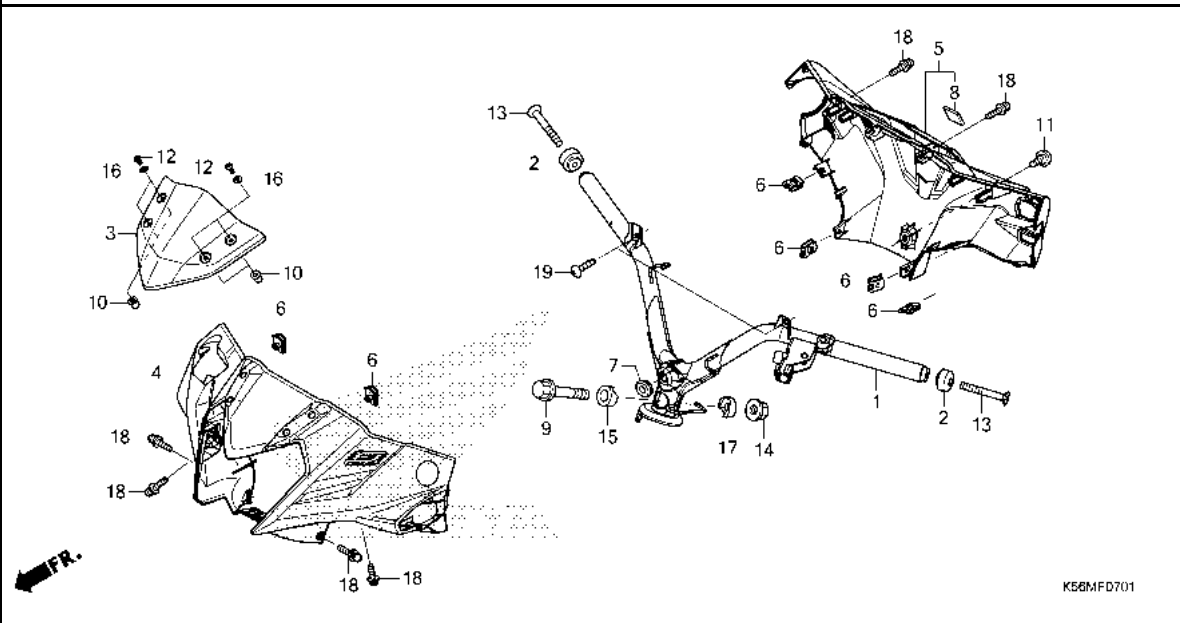


Ref. No.	Part No.	Description	Reqd. QTY					Serial No.	Parts catalogue code
			H	J	FS150F K	L	N		
8	83551-376-000	GROMMET, SIDE COVER.....	1	1	1	-	-		
9	86150-KYS-940	EMBLEM, PRODUCT(SHINKO ASIA)·	1	1	1	-	-		
10	90102-KWW-640	BOLT, FLANGE, 10X48.....	1	1	1	-	-		
11	90115-KW7-900	SCREW, VISOR SPECIAL SETTING·	1	1	1	-	-		
12	90132-MJE-D40	SCREW, PAN, 5X14.....	2	2	2	-	-		
13	90191-K47-N41	SCREW, OVAL, 6X45.....	2	2	2	-	-		
	90191-KWB-600	2	2	2	-	-		
14	90304-KGH-901	NUT, U, 10MM(FUJI SEIMITSU)·	1	1	1	-	-		
15	90501-KPH-880	COLLAR A, HANDLE SETTING.....	1	1	1	-	-		
16	90505-KPH-880	COLLAR B, HANDLE SETTING.....	1	1	1	-	-		
17	90666-SDA-A01	CLIP, SNAP FITTING(PO) (NATURAL)	2	2	2	-	-		
18	90677-KAN-T00	NUT, CLIP, 5MM.....	2	2	2	-	-		
19	93891-04014-07	SCREW-WASHER, 4X14.....	4	4	4	-	-		
20	93903-35310	SCREW, TAPPING, 5X16.....	2	2	2	-	-		
21	93903-34480	SCREW, TAPPING, 4X16.....	2	2	2	-	-		
22	93903-35310	SCREW, TAPPING, 5X16.....	2	2	2	-	-		
23	53215-K56-M50ZA	COVER SET, R. HANDLE TOP(WL) *NHA96P*PEARL METALLOID WHITE	-	1	-	-	-	----- 3MA	
	53210-K56-M60ZA	*TYPE3*.....	-	-	1	-	-	----- MA	
	53210-K56-M60ZB	*TYPE2*.....	-	-	1	-	-	----- MA	
	53210-K56-M60ZC	*TYPE1*.....	-	-	1	-	-	----- MA	



F-7-1

HANDLE PIPE/HANDLE COVER(FS150FL/N)



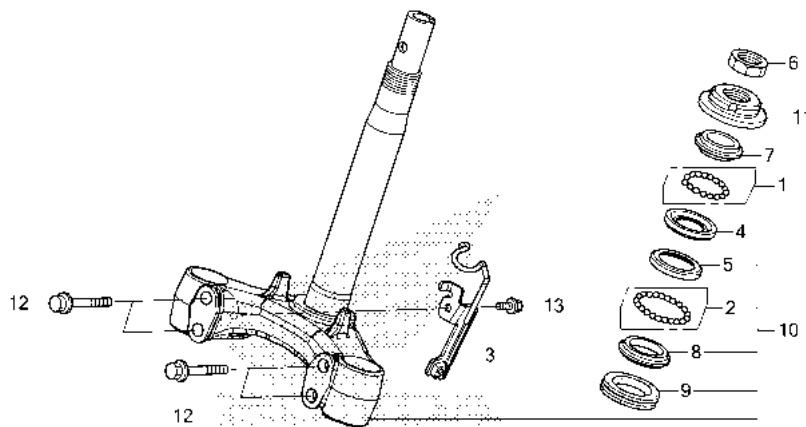
Ref. No.	L.O.N.	(Relative ref. Number) Description	F.R.T.
1	810100	PIPE, STEERING HANDLE	1.5
3	4111BZ	VISOR :FRONT	0.1
4	4131B5	COVER, HANDLE :FRONT	0.4
5	4131B6	COVER, HANDLE :REAR	0.5
	4131U1	COVER, HANDLE :BOTH	0.6

Ref. No.	Part No.	Description	Reqd. QTY					Serial No.	Parts catalogue code
			H	J	K	L	N		
1	53100-K56-N10	PIPE COMP., STEERING HANDLE..	-	-	-	1	1		
2	53102-K12-910	WEIGHT A, HANDLE.....	-	-	-	2	2		
3	53207-K56-M90	VISOR, FR.	-	-	-	1	1		
4	53210-K56-M90ZA	COVER SET, FR. HANDLE(WL) *TYPE1*.....	-	-	-	1	-		
5	53216-K56-NJ0ZB	COVER COMP., RR. HANDLE *NH1*.....BLACK	-	-	-	1	1		
6	64521-MN5-000	NUT, CLIP, 4MM.....	-	-	-	6	6		
7	83551-376-000	GROMMET, SIDE COVER.....	-	-	-	1	1		
8	86150-KYS-940	EMBLEM, PRODUCT(SHINKO ASIA)·	-	-	-	1	1		
9	90102-KWW-640	BOLT, FLANGE, 10X48.....	-	-	-	1	1		
10	90111-KW3-003	NUT, COWL SETTING, 5MM.....	-	-	-	4	4		
11	90115-KW7-900	SCREW, VISOR SPECIAL SETTING·	-	-	-	1	1		
12	90119-K15-610	BOLT, SPECIAL, 5X16.....	-	-	-	4	4		
13	90191-K47-N41	SCREW, OVAL, 6X45.....	-	-	-	2	2		
	90191-KWB-600	-	-	-	2	2		
14	90304-KGH-901	NUT, U, 10MM(FUJI SEIMITSU)·	-	-	-	1	1		
15	90501-KPH-880	COLLAR A, HANDLE SETTING.....	-	-	-	1	1		
16	90504-K56-M90	WASHER, THRUST, 5MM.....	-	-	-	4	4		
17	90505-KPH-880	COLLAR B, HANDLE SETTING.....	-	-	-	1	1		
18	93891-04014-07	SCREW-WASHER, 4X14.....	-	-	-	6	6		
19	93903-35310	SCREW, TAPPING, 5X16.....	-	-	-	2	2		



F-9

STEERING STEM



K56MF0900

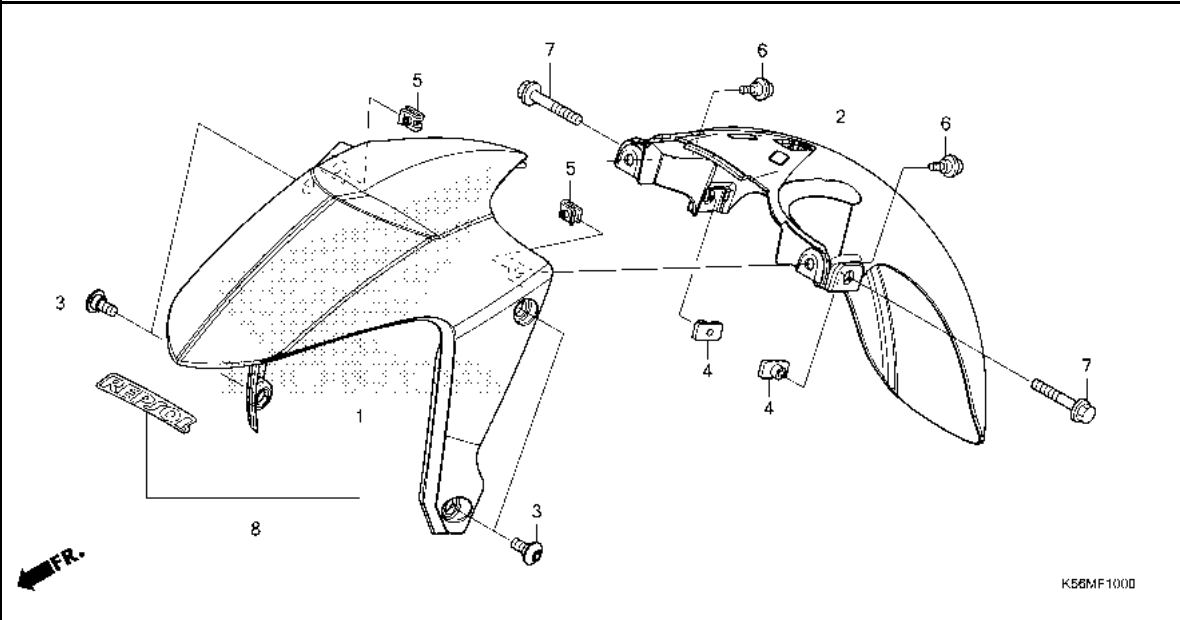
Ref. No.	L.O.N.	(Relative ref. Number) Description	F.R.T.
4		(1)	
5101A0		RACE, STEERING BALL :UPPER ...	2.0
5101A1		RACE, STEERING BALL :LOWER ...	2.2
5101C9		RACE, STEERING BALL :BOTH ...	2.2
5101A9		RACE, STEERING TOP CONE	2.0
8		(2,9)	
5101B0		RACE, STEERING BOTTOM CONE ...	2.2
510100		STEM OR SHAFT ASSY., STEERING	2.0
5101B2		THREAD, STEERING HEAD TOP	1.8

Ref. No.	Part No.	Description	Reqd. QTY					Serial No.	Parts catalogue code
			H	J	K	L	N		
1	06530-GBG-B20	BALL SET, STEEL, #6X23	1	1	1	1	1		
2	06531-GBG-B20	BALL SET, STEEL, #6X29	1	1	1	1	1		
3	45156-K56-N10	CLAMPER COMP., FR. BRAKE HOSE	1	1	1	1	1		
4	50301-KRS-830	RACE, STEERING TOP BALL	1	1	1	1	1		
5	50302-KRS-830	RACE, STEERING BOTTOM BALL ...	1	1	1	1	1		
6	50306-GN5-900	NUT, STEERING STEM LOCK	1	1	1	1	1		
7	53211-KRS-830	RACE, STEERING TOP CONE	1	1	1	1	1		
8	53212-KRS-830	RACE, STEERING BOTTOM CONE ...	1	1	1	1	1		
9	53214-GN5-900	DUST SEAL, STEERING HEAD	1	1	1	1	1		
10	53219-K56-M00	STEM SUB ASSY., STEERING	1	1	1	1	1		
11	53220-GN5-850	THREAD COMP., STEERING HEAD							
		TOP	1	1	1	1	1		
12	95801-10045-07	BOLT, FLANGE, 10X45	4	4	4	4	4		
13	96001-06012-07	BOLT, FLANGE, 6X12	1	1	1	1	1		

3

F-10

FRONT FENDER



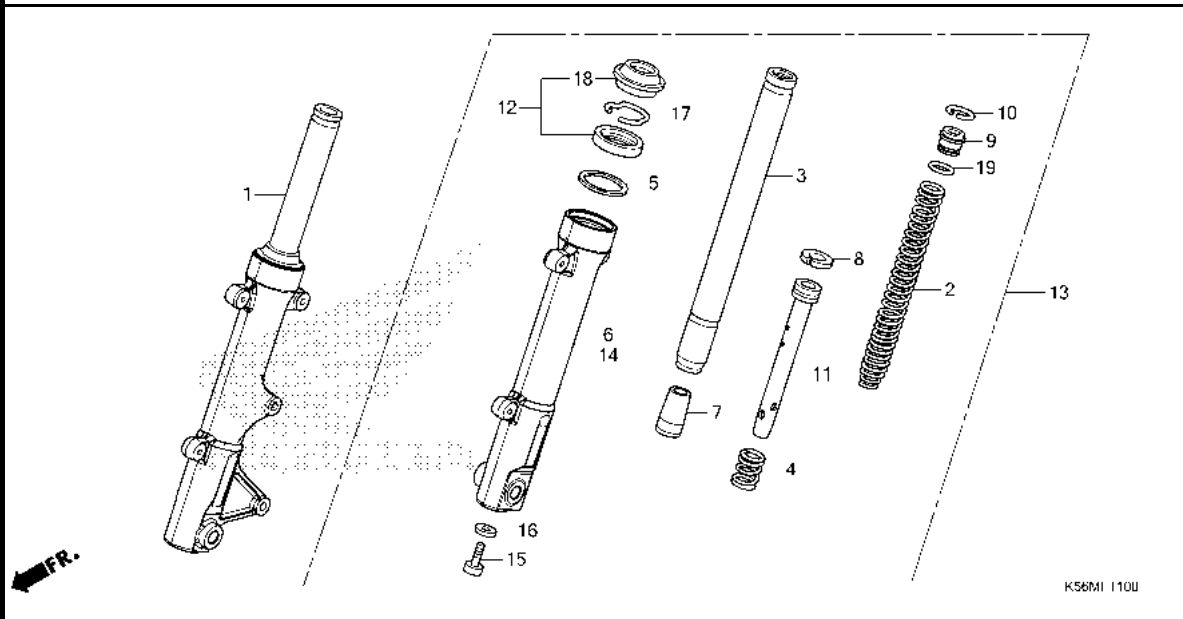
Ref. No.	L.O.N.	(Relative ref. Number) Description	F.R.T.
2	413104	FENDER B, FRONT	0.2
8		(1)	
	413103	FENDER A, FRONT	0.2

Ref. No.	Part No.	Description	Reqd. QTY					Serial No.	Parts catalogue code
			H	J	K	L	N		
1	61100-K56-N10ZC	FENDER A, FR. *PB406M*MAT ION BLUE METALLIC	1	-	-	-	-	----- 3MA	
	61100-K56-N10ZK	*NHB31M* MAT CHARCOAL GRAY METALLIC	1	-	-	-	-	----- 3MA	
	61100-K56-N10ZH	*R339M*.EUPHORIA RED METALLIC	1	-	-	-	-	----- MA	
	61100-K56-N10ZP	*PB407P*.PEARL NIGHTFALL BLUE	-	1	-	-	1	----- 4MA, MA	
	61100-K56-N10ZN	*R356C*.CANDY SCINTILLATE RED	-	1	-	-	-	----- MA	
	61100-K56-N10ZU	*R331*.....VIVACITY RED	-	-	-	1	1	----- 3MA, 4MA	
	61100-K56-N10ZV	*NHB45M*RADIATE GRAY METALLIC	-	-	-	-	1	-----	
2	61200-K56-N10	FENDER B, FR.	1	1	1	1	1		
3	90133-K56-N00	SCREW, PAN, 6X14	4	4	4	4	4		
4	90301-K03-N30	NUT, SPECIAL, 6MM	2	2	2	2	2		
5	90677-KAN-T00	NUT, CLIP, 5MM	2	2	2	2	2		
6	91509-GE2-760	SCREW, PAN, 5X11.5	2	2	2	2	2		
7	96001-06025-07	BOLT, FLANGE, 6X25	2	2	2	2	-		
	96001-06025-00	-	-	-	-	2		
8	61000-K56-M10ZA	FENDER SET A, FR.(WL) *TYPE1*.....	1	1	1	-	-	----- 2MA	
	61000-K56-M50ZA	*NHA96P*PEARL METALLOID WHITE	-	1	-	-	-	----- 3MA	
	61000-K56-M60ZA	*TYPE3*.....	-	-	1	-	-	----- MA	
	61000-K56-M60ZB	*TYPE2*.....	-	-	1	-	-	----- MA	
	61000-K56-M60ZC	*TYPE1*.....	-	-	1	-	-	----- MA	
	61000-K56-MA0ZA	*R331*.....VIVACITY RED	-	-	-	1	-	----- 2MA	
	61000-K56-M90ZA	*TYPE2*.....	-	-	-	1	-	----- MA	
	61000-K56-M90ZB	*TYPE1*.....	-	-	-	1	-	----- MA	



F-11

FRONT FORK



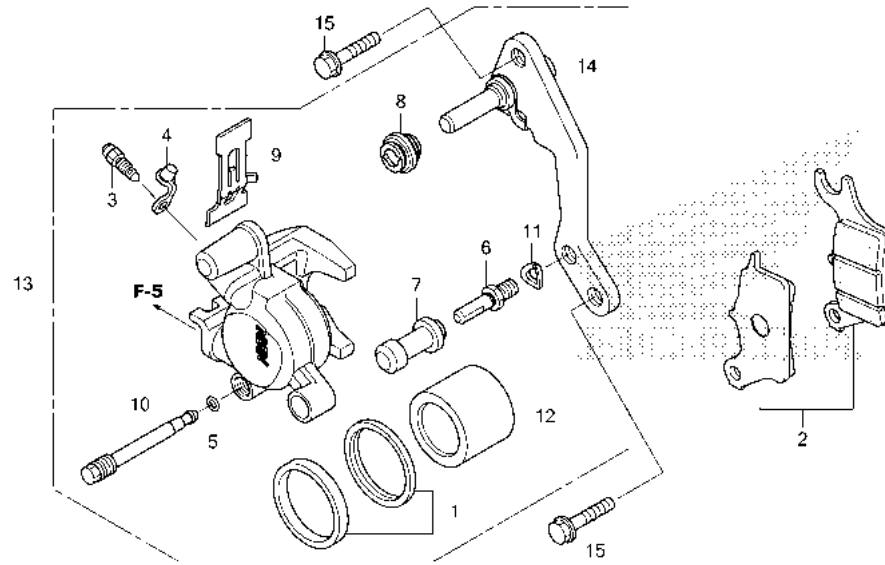
Ref. No.	L.O.N.	(Relative ref. Number) Description	F.R.T.
1	5111C3	FORK ASSY., FRONT :RIGHT	0.3
2	5111C5	SPRING, FRONT FORK :LEFT	0.5
	5111C6	SPRING, FRONT FORK :RIGHT	0.5
	5111C7	SPRING, FRONT FORK :BOTH	0.8
3		(4,7,8,11)	
	5111G2	PIPE, FRONT FORK :LEFT	0.6
	5111G3	PIPE, FRONT FORK :RIGHT	0.6
	5111G4	PIPE, FRONT FORK :BOTH	1.0
6	5111D2	CASE, BOTTOM :RIGHT	0.7
12	5111E7	SEAL SET, FRONT FORK :LEFT	0.6
	5111E8	SEAL SET, FRONT FORK :RIGHT	0.6
	5111E9	SEAL SET, FRONT FORK :BOTH	1.0
13	5111C2	FORK ASSY., FRONT :LEFT	0.3
	5111C4	FORK ASSY., FRONT :BOTH	0.4
14	5111D1	CASE, BOTTOM :LEFT	0.7
	5111D3	CASE, BOTTOM :BOTH	1.2

Ref. No.	Part No.	Description	Reqd. QTY					Serial No.	Parts catalogue code
			H	J	K	L	N		
1	51400-K56-N11	FORK ASSY., R. FR.(SHOWA)	1	1	1	1	-		
	51400-K3K-M01	FORK ASSY., R. FR.	-	-	-	-	1		
2	51401-K56-N11	SPRING, FR. FORK(SHOWA)	2	2	2	2	2		
3	51410-K56-N11	PIPE COMP., FR. FORK(SHOWA) ..	2	2	2	2	2		
4	51412-GC4-003	SPRING, FR. CUSHION REBOUND ..	2	2	2	2	2		
5	51412-KK4-003	RING, BACK UP(SHOWA)	2	2	2	2	2		
6	51420-K56-N11	CASE COMP., R. FR. BOTTOM (SHOWA)	1	1	1	1	1		
7	51432-KM7-910	PIECE, OIL LOCK	2	2	2	2	2		
8	51437-GS3-003	RING, PISTON	2	2	2	2	2		
9	51454-KWN-711	SEAT, SPRING UPPER	2	2	2	2	2		
10	51456-355-003	RING, STOPPER(SHOWA)	2	2	2	2	2		
11	51470-K56-N11	PIPE, SEAT	2	2	2	2	-		
	51470-K2P-V61	-	-	-	-	2		
12	51490-KRM-852	SEAL SET, FR. FORK(SHOWA)	2	2	2	2	2		
13	51500-K56-N11	FORK ASSY., L. FR.(SHOWA)	1	1	1	1	-		
	51500-K3K-M01	FORK ASSY., L. FR.	-	-	-	-	1		
14	51520-K56-N11	CASE COMP., L. FR. BOTTOM (SHOWA)	1	1	1	1	1		
15	90116-383-721	BOLT, SOCKET, 8X27(SHOWA)	2	2	2	2	2		
16	90544-283-000	WASHER, SPECIAL, 8MM(SHOWA) ..	2	2	2	2	2		
17	90601-354-000	RING, OIL SEAL STOP(SHOWA)	2	2	2	2	2		
18	91254-GAA-003	DUST SEAL(SHOWA)	2	2	2	2	2		
19	91356-GBB-003	O-RING	2	2	2	2	2		

3

F-12

FRONT BRAKE CALIPER

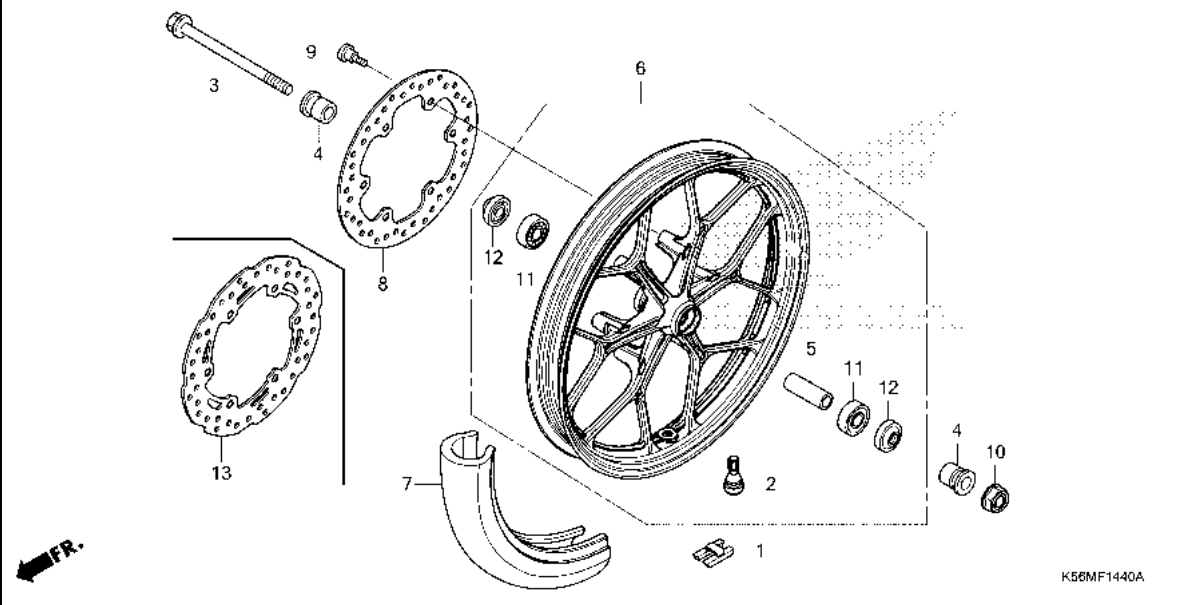


Ref. No.	L.O.N.	(Relative ref. Number) Description	F.R.T.
2	711115	SHOE(PAD) SET, BRAKE :FRONT .. (1)	0.1
12	7111D1	PISTON, FRONT BRAKE CALIPER .. .INCLUDES: Bleed brakes	0.5
13	711130	CALIPER, FRONT BRAKEINCLUDES: Bleed brakes	0.4
14	7111G0	BRACKET, FRONT CALIPER	0.1

Ref. No.	Part No.	Description	Reqd. QTY					Serial No.	Parts catalogue code
			H	J	K	L	N		
1	06451-961-405	SEAL SET, PISTON.....	1	1	1	1	1		
2	06455-K56-N01	PAD SET, FR. BRAKE.....	1	1	1	1	1		
3	43352-568-003	SCREW, BLEEDER(NISSIN)	1	1	1	1	1		
4	43353-461-771	CAP, BLEEDER.....	1	1	1	1	1		
5	45111-MAJ-G41	RING, STOPPER.....	1	1	1	1	1		
6	45131-GZ0-006	BOLT, PIN.....	1	1	1	1	1		
7	45132-166-016	BOOT, PIN BUSH(NISSIN).....	1	1	1	1	1		
8	45133-MA3-006	BOOT B.....	1	1	1	1	1		
9	45208-KWB-601	SPRING, PAD.....	1	1	1	1	1		
10	45215-KPH-951	PIN, HANGER.....	1	1	1	1	1		
11	45216-166-006	WASHER, WAVE.....	1	1	1	1	1		
12	45218-KWB-601	PISTON.....	1	1	1	1	1		
13	45250-KWB-602	CALIPER SUB ASSY., R. FR. (NISSIN)	1	1	1	1	1		
14	45290-KWB-601	BRACKET SUB ASSY., FR.	1	1	1	1	1		
15	90131-KGH-900	BOLT, FLANGE, 8X25.....	2	2	2	-	-		
	90155-GGZ-J00	-	-	-	2	2		

F-14-40

FRONT WHEEL



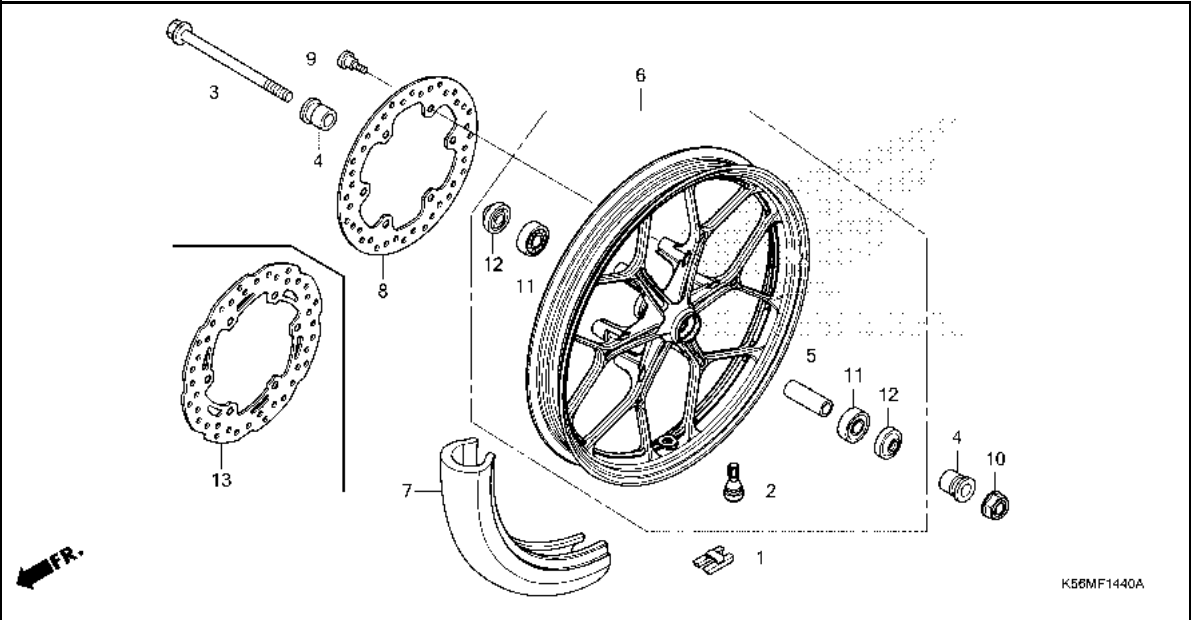
Ref. No.	L.O.N.	(Relative ref. Number) Description	F.R.T.
1	7101A6	WEIGHT, BALANCE :FRONT	0.5
3		(12)	
	710151	AXLE, FRONT WHEEL	0.2
6	7101D4	FRONT WHEEL	0.9
		.INCLUDES: Balance	
7	710139	FRONT TIRE(ONE)	0.8
		.INCLUDES: Balance	
8		(13)	
	711120	DISC, FRONT BRAKE	0.3
11	710115	BEARING, FRONT WHEEL(ONE)	0.4
	710115G	.Replace 1 bearing add	0.1

Ref. No.	Part No.	Description	Reqd. QTY					Serial No.	Parts catalogue code
			H	J	K	L	N		
1	42704-MER-D00	WEIGHT, BALANCE(10G).....	N	N	N	N	N		
	42705-MER-D00	WEIGHT, BALANCE(20G).....	N	N	N	N	N		
	42706-MER-D00	WEIGHT, BALANCE(30G).....	N	N	N	N	N		
2	42753-GM9-743	VALVE, RIM(IRC).....	1	1	1	1	1		
	42753-KWF-901	VALVE, RIM(TRITON).....	1	1	1	1	1		
	42753-K12-901	VALVE, RIM(CST).....	1	1	1	-	1		
3	44301-K56-N10	AXLE, FR. WHEEL.....	1	1	1	1	1		
4	44311-K56-N10	COLLAR, FR. WHEEL SIDE.....	2	2	2	2	2		
5	44620-KPH-950	COLLAR, FR. AXLE DISTANCE	1	1	1	1	1		
6	44650-K56-M00ZB	WHEEL SUB ASSY., FR. *NH303M*							
		MAT AXIS GRAY METALLIC	1	1	1	-	1	-----	3MA,4MA,MA
	44650-K56-M00ZA	*YR250*.....VIBRANT ORANGE	1	1	1	-	-	-----	2MA
	44650-K56-M90ZA	*YR250*.....VIBRANT ORANGE	-	-	-	1	-	-----	2MA
	44650-K56-M90ZB	*YR112MU*							
		SUPER GOLD METALLIC-U	-	-	-	1	-	-----	3MA,MA
7	44711-K56-N11	TIRE, FR.(IRC) (90/80-17M/C 46P)	1	1	1	1	-		
	44711-K56-V01	1	1	1	1	-		
	44711-K56-V61	TIRE, FR.(CHENG SHIN) (90/80-17M/C 46P)	-	-	-	-	1		
8	45251-K56-N11	DISK, FR. BRAKE(SUNSTAR).....	1	1	1	-	-		
	45251-K56-M91	DISK, FR. BRAKE.....	-	-	-	1	-		
	45251-K56-NJ1	DISK, FR. BRAKE(SUNSTAR).....	-	-	-	1	-		
9	90105-KGH-900	BOLT, BRAKE DISK, 8X24.....	6	6	6	6	6		
10	90306-KGH-901	NUT, U, 12MM(FUJI SEIMITSU) ..	1	1	1	1	1		

3

F-14-40

FRONT WHEEL

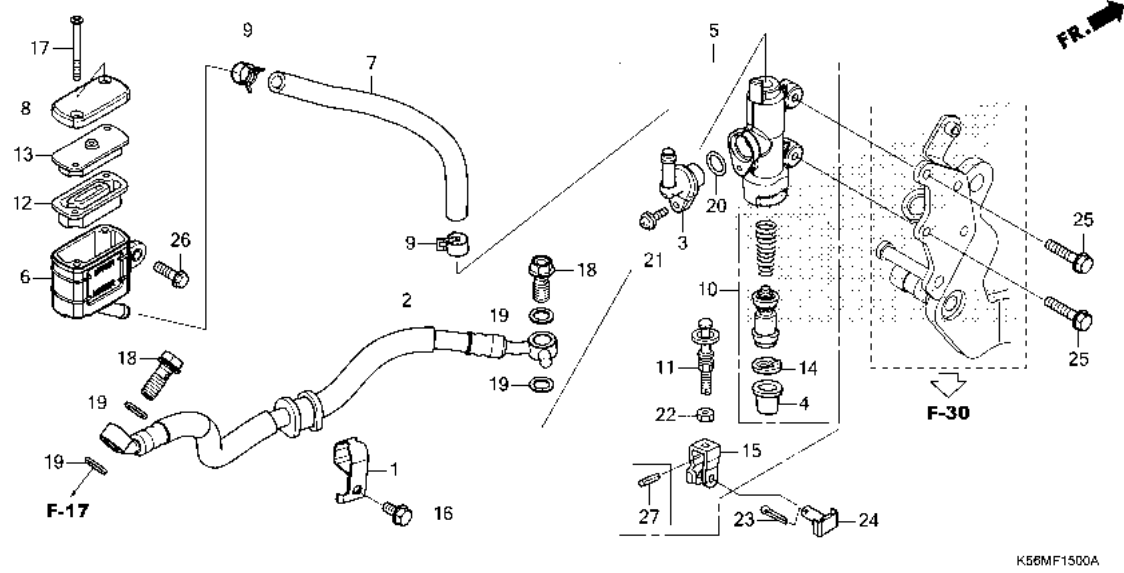


Ref. No.	Part No.	Description	Reqd. QTY					Serial No.	Parts catalogue code
			H	J	K	L	N		
11	91052-K03-N41	BEARING, RADIAL BALL(6201U L)							
		(SKF)	2	2	2	2	2		
	91052-K24-901	BEARING, RADIAL BALL(6201U L)							
		(NSK)	2	2	2	2	2		
	91052-K24-902	BEARING, RADIAL BALL(6201U L)							
		(NTN)	2	2	2	2	2		
	91052-K24-903	BEARING, RADIAL BALL(6201U L)							
		(FUJIKOSHI)	2	2	2	2	2		
	91052-K24-904	BEARING, RADIAL BALL(6201U L)							
		(FAG)	2	2	2	2	2		
	91052-K24-905	BEARING, RADIAL BALL(6201U L)							
		(NBC)	2	2	2	2	2		
12	91251-KPH-901	DUST SEAL, 21X37X7(ARAI).....	2	2	2	2	2		
13	45251-K3K-M01	DISK, FR. BRAKE(GSK).....	-	-	-	-	1		
	45251-K56-V51	DISK, FR. BRAKE(FUJI).....	-	-	-	-	1		



F-15

REAR BRAKE MASTER CYLINDER

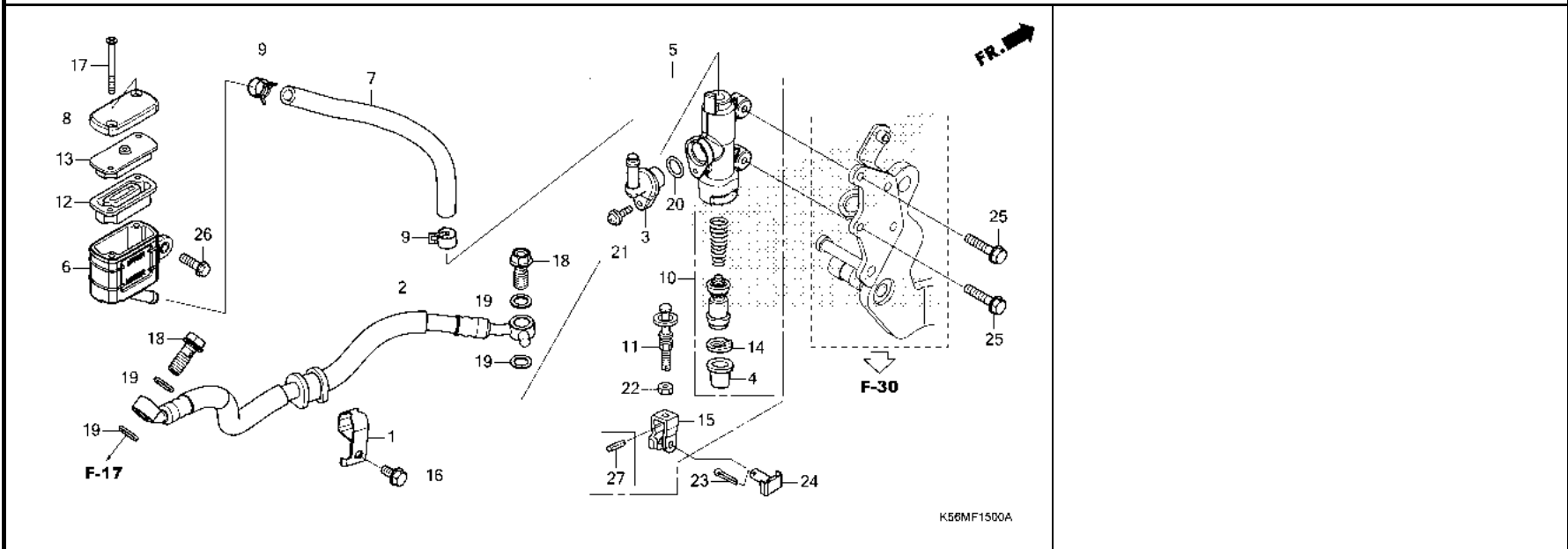


Ref. No.	L.O.N.	(Relative ref. Number) Description	F.R.T.
2	712130	HOSE, REAR BRAKEINCLUDES: Bleed brakes	0.4
5	712125	CYLINDER, REAR BRAKE MASTER .. .INCLUDES: Bleed brakes	0.4
6	7121F6	CUP, REAR MASTER CYLINDER OIL .INCLUDES: Bleed brakes	0.3
7	7121C2	HOSE, REAR MASTER CYLINDER OIL CUP	0.3
10	7121H0	PISTON SET, REAR BRAKE MASTER .INCLUDES: Bleed brakes	0.4
12	7121G7	DIAPHRAGM, REAR BRAKE MASTER CYLINDER	0.1

Ref. No.	Part No.	Description	Reqd. QTY					Serial No.	Parts catalogue code
			H	J	K	L	N		
1	43156-KYZ-910	CLAMPER, RR. BRAKE HOSE.....	1	1	1	1	1		
2	43310-K56-N11	HOSE COMP., RR. BRAKE.....	1	1	1	1	1		
3	43503-MER-D01	CONNECTOR, MASTER CYLINDER...	1	1	1	1	1		
4	43504-MB2-006	BOOT COMP.	1	1	1	1	1		
5	43510-K56-N11	CYLINDER SUB ASSY., RR. BRAKE MASTER(NISSIN)	1	1	1	1	-		
	43510-K56-V51	-	-	-	-	1		
6	43511-KW7-881	CUP COMP., OIL(NISSIN).....	1	1	1	1	-		
	43511-K43-D31	CUP COMP., OIL.....	-	-	-	-	1		
7	43512-K56-N11	HOSE, RR. BRAKE MASTER CYLINDER	1	1	1	1	1		
8	43513-KBP-881	CAP, MASTER CYLINDER.....	1	1	1	1	1		
9	43514-KS6-701	CLAMP, MASTER CYLINDER OIL HOSE	2	2	2	2	2		
10	43520-MJ6-315	PISTON SET, MASTER CYLINDER (NISSIN)	1	1	1	1	1		
11	43530-KV3-701	ROD COMP., PUSH.....	1	1	1	1	-		
	43530-MV9-006	-	-	-	-	1		
12	45520-GW0-911	DIAPHRAGM	1	1	1	1	1		
13	45521-GW0-911	PLATE, DIAPHRAGM.....	1	1	1	1	1		
14	46182-MEL-D21	CIRCLIP.....	1	1	1	1	1		
15	46504-KV6-702	JOINT, BRAKE ROD.....	1	1	1	1	1		
16	90103-MCS-G00	BOLT, FLANGE, 6X12.....	1	1	1	1	1		
17	90140-KZZ-901	SCREW, FLAT, 4X45.....	2	2	2	2	-		
	90140-K43-D31	SCREW, FLAT, 4X50.....	-	-	-	-	2		
18	90145-K03-M60	BOLT, OIL, 10X25.....	2	2	2	2	2		

F-15

REAR BRAKE MASTER CYLINDER

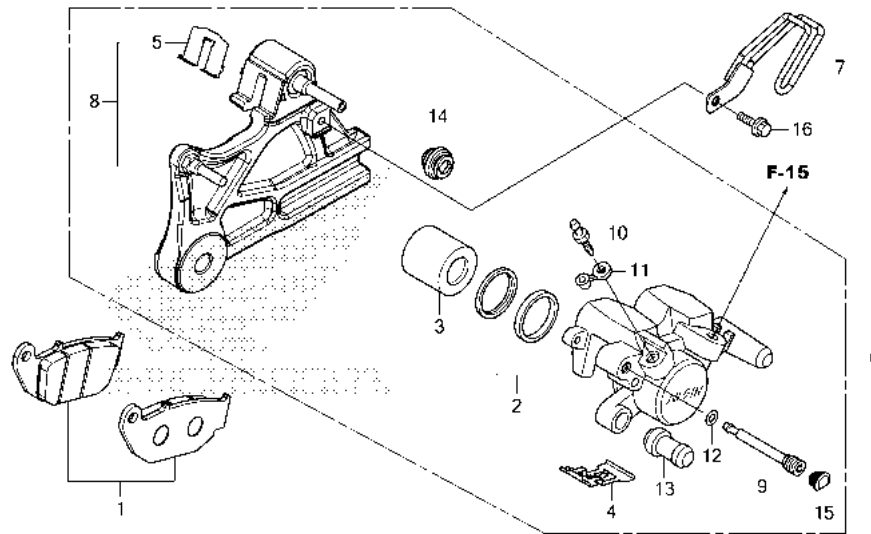


Ref. No.	Part No.	Description	Reqd. QTY					Serial No.	Parts catalogue code
			H	J	FS150F K	L	N		
19	90545-300-000	WASHER, OIL BOLT.....	4	4	4	4	4		
20	91212-422-006	O-RING, 14.8X2.4.....	1	1	1	1	1		
21	93893-04012-17	SCREW-WASHER, 4X12.....	1	1	1	1	1		
22	94002-08000-0S	NUT, HEX., 8MM.....	1	1	1	1	1		
23	94201-20150	PIN, SPLIT, 2.0X15.....	1	1	1	1	1		
24	95015-54000	PIN D, JOINT.....	1	1	1	1	1		
25	95701-06018-00	BOLT, FLANGE, 6X18.....	2	2	2	2	2		
26	96001-06014-00	BOLT, FLANGE, 6X14.....	1	1	1	1	-		
	95701-06014-08	-	-	-	-	1		
27	94305-20102	PIN, SPRING, 2X10.....	-	-	-	-	1		



F-17

REAR BRAKE CALIPER



K56MI 170U

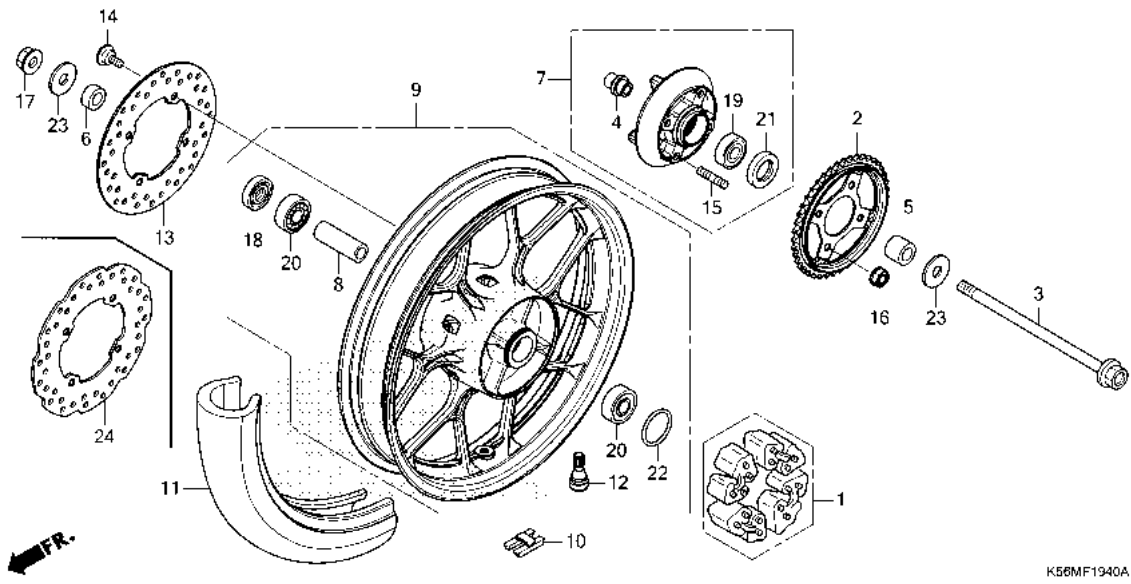
Ref. No.	L.O.N.	(Relative ref. Number) Description	F.R.T.
1	711140	SHOE(PAD) SET, BRAKE :REAR ...	0.1
3		(2)	
	7111D5	PISTON, REAR BRAKE CALIPER ...	0.6
		.INCLUDES: Bleed brakes	
6	711155	CALIPER, REAR BRAKE	0.5
		.INCLUDES: Bleed brakes	
8	7111C1	BRACKET, REAR CALIPER	0.2

Ref. No.	Part No.	Description	Reqd. QTY					Serial No.	Parts catalogue code
			H	J	K	L	N		
1	06435-KPP-T01	PAD SET, RR.....	1	1	1	1	1		
2	06451-MA7-405	SEAL SET, PISTON.....	1	1	1	1	1		
3	43107-MA7-006	PISTON	1	1	1	1	1		
4	43108-KSP-B51	SPRING, PAD(NISSIN).....	1	1	1	1	1		
5	43112-KSP-B01	RETAINER.....	1	1	1	1	1		
6	43150-K56-N11	CALIPER SUB ASSY., RR.(NISSIN)	1	1	1	1	1		
7	43155-K56-N10	GUIDE COMP., RR. BRAKE HOSE..	1	1	1	1	1		
8	43190-K56-N11	BRACKET SUB ASSY., RR.....	1	1	1	1	1		
9	43215-KGH-901	PIN, HANGER.....	1	1	1	1	1		
10	43352-568-003	SCREW, BLEEDER(NISSIN).....	1	1	1	1	1		
11	43353-461-771	CAP, BLEEDER.....	1	1	1	1	1		
12	45111-MAJ-G41	RING, STOPPER.....	1	1	1	1	1		
13	45132-166-016	BOOT, PIN BUSH(NISSIN).....	1	1	1	1	1		
14	45133-MA3-006	BOOT B.....	1	1	1	1	1		
15	45203-MCC-006	PLUG, PIN.....	1	1	1	1	1		
16	96001-06016-07	BOLT, FLANGE, 6X16.....	1	1	1	1	1		

3

F-19-40

REAR WHEEL



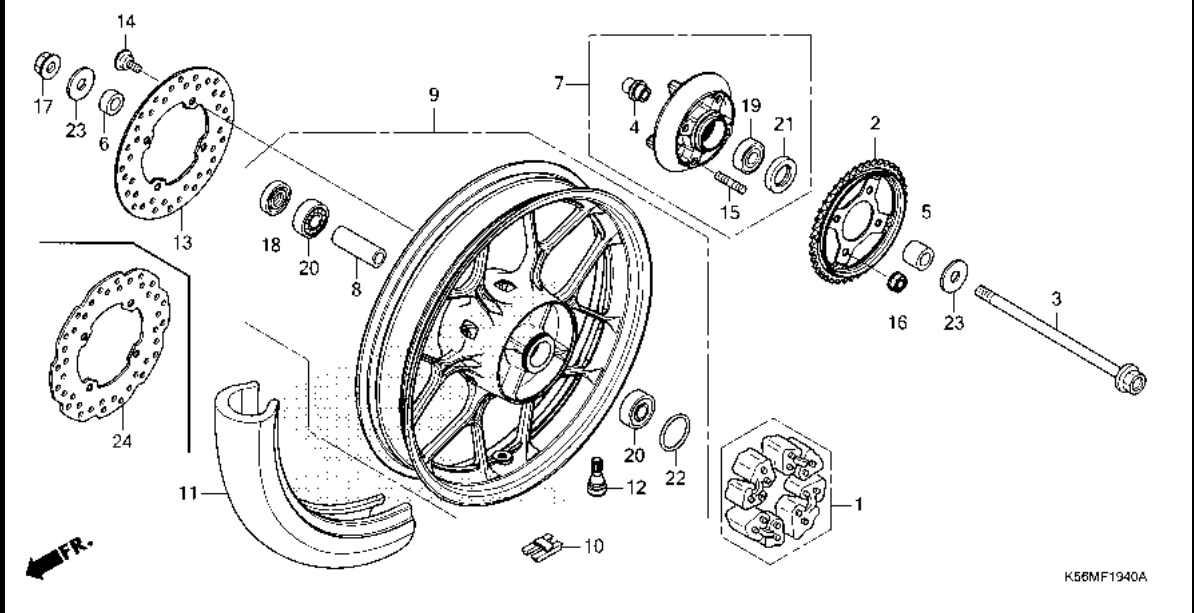
Ref. No.	L.O.N.	(Relative ref. Number) Description	F.R.T.
1		(22)	
710157		DAMPER, REAR WHEEL	0.2
2		SPROCKET, FINAL DRIVEN	0.3
3		(18,21)	
710160		AXLE, REAR WHEEL	0.2
7		7101A5 FLANGE ASSY., FINAL DRIVEN ..	0.3
9		710118 REAR WHEEL	0.9
		.INCLUDES: Balance	
10		7101E1 WEIGHT, BALANCE :REAR	0.5
11		710142 REAR TIRE(ONE)	0.8
		.INCLUDES: Balance	
13		(24)	
		711145 DISC, REAR BRAKE	0.3
19		7101D1 BEARING, FINAL DRIVEN FLANGE .	0.4
20		710133 BEARING, REAR WHEEL(ONE)	0.4
		710133G .Replace 1 bearing add	0.1

Ref. No.	Part No.	Description	Reqd. QTY					Serial No.	Parts catalogue code
			H	J	K	L	N		
1	06410-KSP-900	DAMPER SET, WHEEL	1	1	1	1	1		
2	41200-K56-N10	SPROCKET COMP., FINAL DRIVEN (44T)	1	1	1	-	-		
	41200-K56-NJ0	-	-	-	1	-		
	41200-K2P-M01	-	-	-	-	1		
3	42301-K56-N00	AXLE, RR. WHEEL	1	1	1	1	1		
4	42303-K56-N10	SLEEVE, RR. WHEEL	1	1	1	1	1		
5	42311-K56-N10	COLLAR, L. RR. WHEEL SIDE	1	1	1	1	1		
6	42313-KGH-900	COLLAR, RR. WHEEL SIDE	1	1	1	1	1		
7	42615-K56-M00	FLANGE SUB ASSY., DRIVEN	1	1	1	1	1		
8	42620-K56-N10	COLLAR, RR. AXLE DISTANCE	1	1	1	1	1		
9	42650-K56-M01ZB	WHEEL SUB ASSY., RR. *NH303M*							
		MAT AXIS GRAY METALLIC	1	1	1	-	1	----- 3MA, 4MA, MA	
	42650-K56-M01ZA	*YR250*.....VIBRANT ORANGE	1	1	1	-	-	----- 2MA	
	42650-K56-M90ZA	*YR250*.....VIBRANT ORANGE	-	-	-	1	-	----- 2MA	
	42650-K56-M90ZB	*YR112MU* SUPER GOLD METALLIC-U	-	-	-	1	-	----- 3MA, MA	
10	42704-MER-D00	WEIGHT, BALANCE(10G)	N	N	N	N	N		
	42705-MER-D00	WEIGHT, BALANCE(20G)	N	N	N	N	N		
	42706-MER-D00	WEIGHT, BALANCE(30G)	N	N	N	N	N		
11	42711-K56-N11	TIRE, RR.(IRC) (120/70-17M/C 58P)	1	1	1	1	-		
	42711-K56-V01	1	1	1	1	-		
	42711-K56-V61	TIRE, RR.(CHENG SHIN) (120/70-17M/C 58P)	-	-	-	-	1		
12	42753-GM9-743	VALVE, RIM(IRC)	1	1	1	1	1		



F-19-40

REAR WHEEL

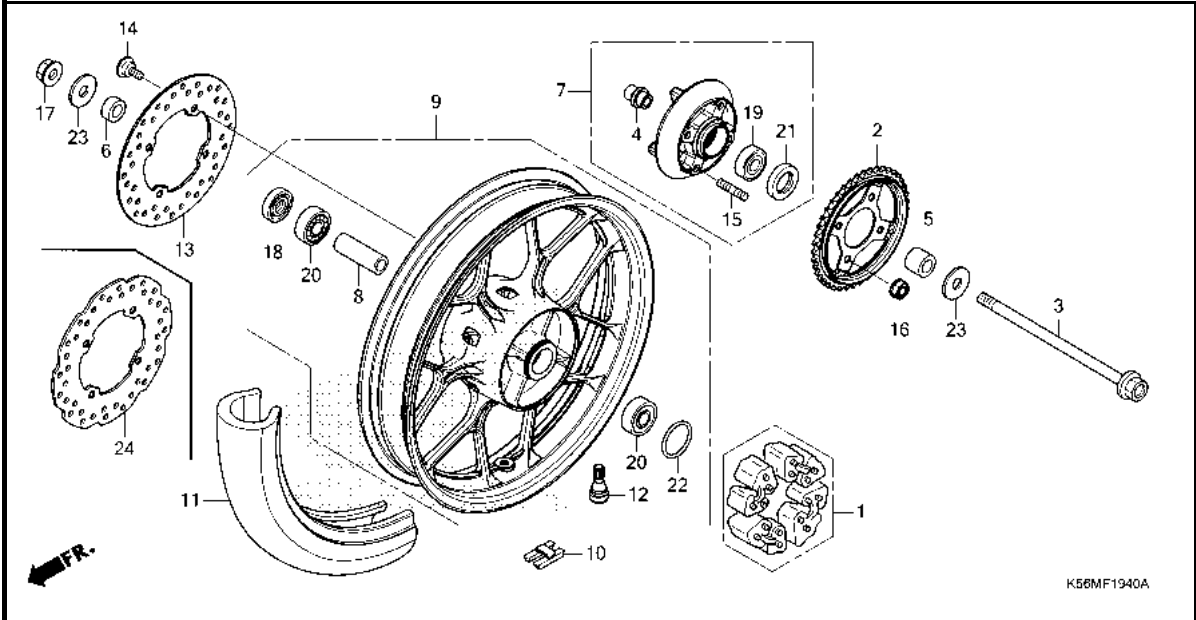


Ref. No.	Part No.	Description	Reqd. QTY					Serial No.	Parts catalogue code
			H	J	K	L	N		
12)	42753-KWF-901	VALVE, RIM(TRITON).....	1	1	1	1	1		
	42753-K12-901	VALVE, RIM(CST).....	1	1	1	-	1		
13	43251-KCJ-672	DISK, RR. BRAKE(SUNSTAR).....	1	1	1	-	-		
	43251-K56-M91	DISK, RR. BRAKE.....	-	-	-	1	-		
	43251-K56-NJ1	DISK, RR. BRAKE(SUNSTAR).....	-	-	-	1	-		
14	90105-KGH-900	BOLT, BRAKE DISK, 8X24.....	4	4	4	4	4		
15	90128-K45-N00	BOLT, STUD, 10X22.....	4	4	4	4	4		
16	90304-KGH-901	NUT, U, 10MM(FUJI SEIMITSU) ..	4	4	4	4	4		
17	90306-KGH-901	NUT, U, 12MM(FUJI SEIMITSU) ..	1	1	1	1	1		
18	90753-051-003	OIL SEAL, 26X37X6(ARAI).....	1	1	1	1	1		
	90753-051-005	OIL SEAL, 26X37X6(NOK).....	1	1	1	1	1		
19	91052-K45-N01	BEARING, RADIAL BALL, 6004UU (NTN)	1	1	1	1	1		
	91052-K45-N02	BEARING, RADIAL BALL, 6004UU (FAG)	1	1	1	1	1		
	91052-K45-N03	BEARING, RADIAL BALL, 6004UU (SKF)	1	1	1	1	1		
	91053-KVS-F01	BEARING, RADIAL BALL, 6004UU (FUJIKOSHI)	1	1	1	1	1		
	91053-KVS-F02	BEARING, RADIAL BALL, 6004UU (NSK)	1	1	1	1	1		
20	91053-K03-H01	BEARING, RADIAL BALL(6301U L) (NTN)	2	2	2	2	2		
	91053-K03-H02	BEARING, RADIAL BALL(6301U L) (FAG)	2	2	2	2	2		
	91053-K03-N41	BEARING, RADIAL BALL(6301U L) (SKF)	2	2	2	2	2		



F-19-40

REAR WHEEL

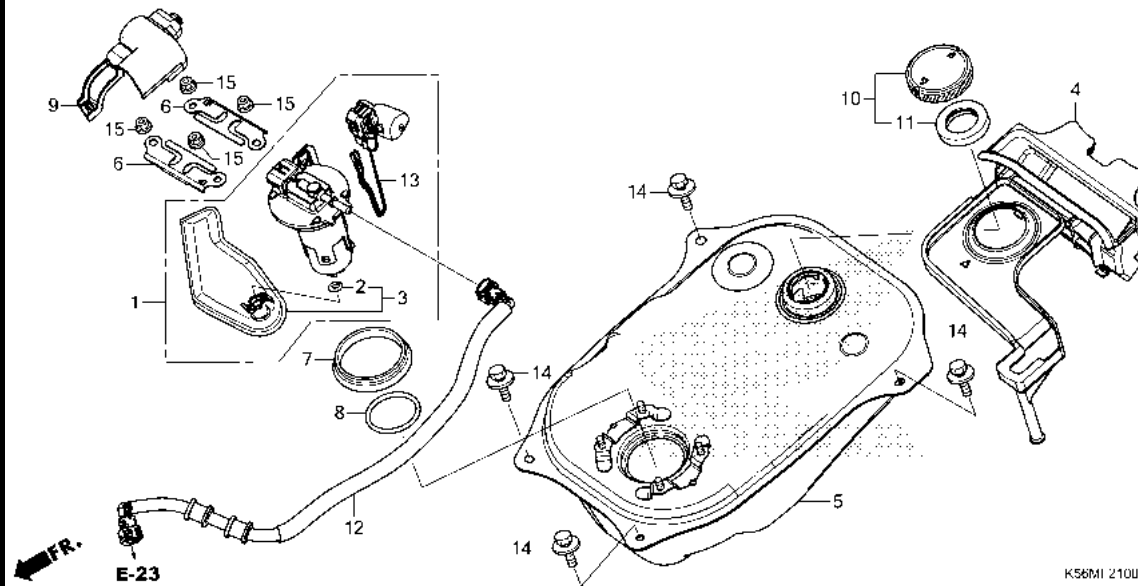


Ref. No.	Part No.	Description	Reqd. QTY					Serial No.	Parts catalogue code
			H	J	K	L	N		
20)	91055-KVS-F01	BEARING, RADIAL BALL(6301U L) (FUJIKOSHI)	2	2	2	2	2		
	91055-KVS-F02	BEARING, RADIAL BALL(6301U L) (NSK)	2	2	2	2	2		
	21	91257-230-003 OIL SEAL, 28X42X7(ARAI).....	1	1	1	1	1		
		91257-230-005 OIL SEAL, 28X42X7(NOK).....	1	1	1	1	1		
	22	91352-KSP-900 O-RING, 51X2.....	1	1	1	1	1		
	23	94103-12000 WASHER, PLAIN, 12MM.....	2	2	2	2	2		
	24	43251-K3K-M01 DISK, RR. BRAKE(GSK).....	-	-	-	-	-	1	
		43251-K56-V51 DISK, RR. BRAKE(FUJI).....	-	-	-	-	-	1	



F-21

FUEL TANK

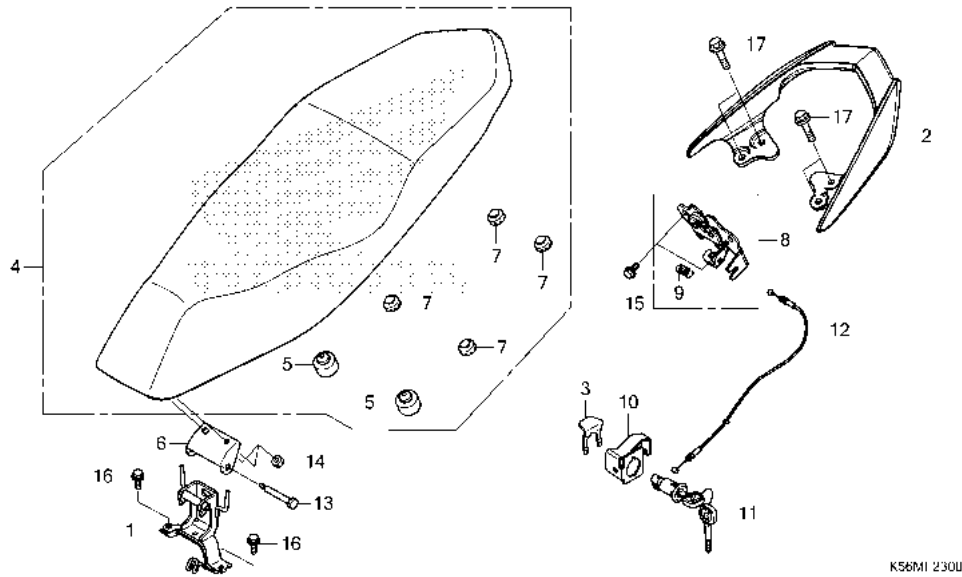


Ref. No.	L.O.N.	(Relative ref. Number) Description	F.R.T.
1		(7,8)	
1	310120	PUMP ASSY., FUEL	0.4
3		(2)	
3	3101C7	FILTER, FUEL	0.3
5	310100	TANK, FUEL	1.1
12	310162	HOSE, FUEL FEED	0.4
13	617105	FUEL TANK SENDING UNIT	0.5

Ref. No.	Part No.	Description	Reqd. QTY					Serial No.	Parts catalogue code
			H	J	FS150F K	L	N		
1	16700-K56-N11	PUMP ASSY., FUEL	1	1	1	1	1		
2	16706-KVB-S51	O-RING(P7)	1	1	1	1	1		
	16706-K81-N01	1	1	1	1	-		
3	16707-KVB-S51	FILTER SET	1	1	1	1	1		
4	17505-K56-N10	TRAY, FUEL	1	1	1	1	1		
5	17510-K56-M00	TANK COMP., FUEL	1	1	1	1	1		
6	17517-GGL-J00	RETAINER, FUEL PUMP	2	2	2	2	2		
7	17518-GHB-601	SEAL, DUST(OHTUKA POLY-TECH) ..	1	1	1	1	1		
	17518-GHB-602	SEAL, DUST							
	17518-GHB-603	(PT. CATURINDO AGUNG JAYA RUB)	1	1	1	1	1		
		SEAL, DUST							
		(TSUANG HINE INDUSTRIAL)	1	1	1	1	1		
8	17572-GHB-601	O-RING, FUEL PUMP(ARAI)	1	1	1	1	1		
	17572-GHB-602	O-RING, FUEL PUMP							
		(PT. INDOKARLO PERKASA)	1	1	1	1	1		
9	17575-K56-N10	COVER, FUEL PUMP	1	1	1	1	1		
10	17620-KGH-600	CAP, FUEL FILLER	1	1	1	1	1		
11	17631-KEV-900	PACKING, FUEL FILLER CAP	1	1	1	1	-		
	17631-KEV-901	-	-	-	-	1		
12	17650-K56-N01	HOSE COMP., FUEL FEED	1	1	1	1	1		
13	37800-K56-N11	FUEL UNIT	1	1	1	1	1		
14	93404-06012-00	BOLT-WASHER, 6X12	4	4	4	4	4		
15	94050-06000	NUT, FLANGE, 6MM	4	4	4	4	4		

F-23

SEAT



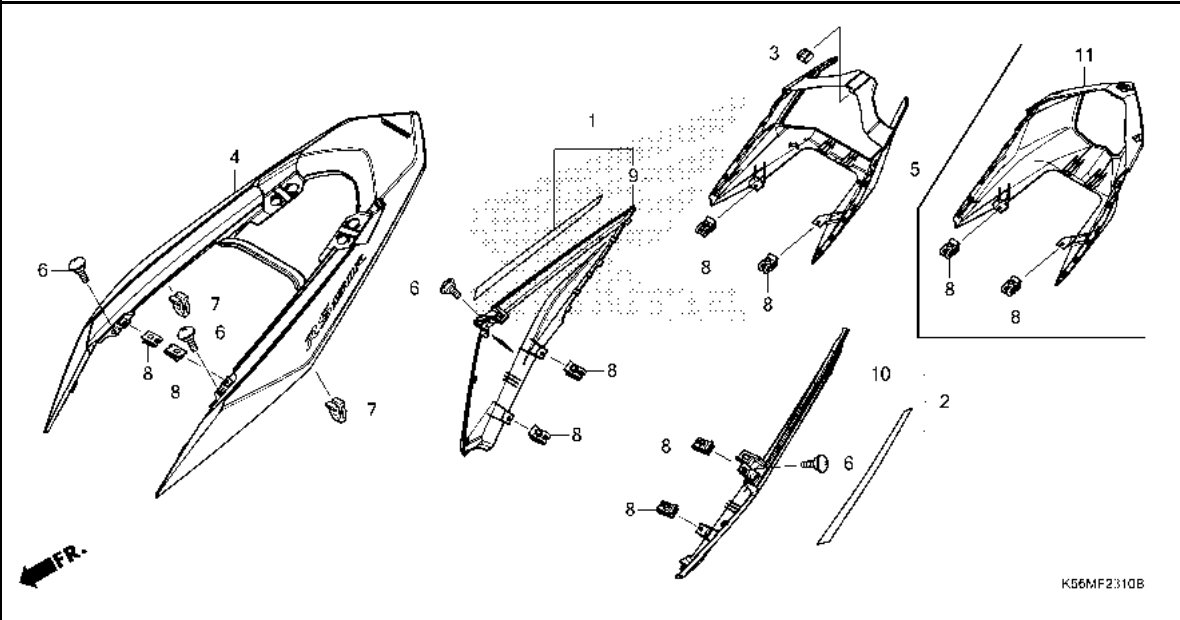
Ref. No.	L.O.N.	(Relative ref. Number) Description	F.R.T.
1	4131P0	HINGE, SEAT	0.2
2	4131F6	RAIL, GRAB :REAR	0.1
4	4131E4	SEAT :DOUBLE	0.1
8	4131E8	CATCH, SEAT :REAR SIDE	1.2
11	4131F2	KEY, SEAT LOCK	1.2
12	811175	CABLE, SEAT LOCK	1.2

Ref. No.	Part No.	Description	Reqd. QTY				Serial No.	Parts catalogue code
			H	J	K	L		
1	50193-K56-N10	STAY, SEAT HINGE	1	1	1	1	1	
2	50400-K56-N10ZA	GRIP, RR. *NH303M*						
	50400-K56-M90ZB	MAT AXIS GRAY METALLIC *NH303M*	1	1	1	-	-	
	50400-K56-M90ZA	MAT AXIS GRAY METALLIC *R331*.....VIVACITY RED	-	-	-	1	1	----- 3MA, 4MA, MA
3	75581-GN8-920	SPRING, LOCK KEY SETTING	1	1	1	1	1	----- 2MA
4	77200-K56-V20ZA	SEAT COMP., DOUBLE *TYPE1*.....	1	1	1	1	1	----- 3MA, 4MA, MA
	77200-K56-V00	1	1	1	1	-	----- 2MA
5	77206-426-000	RUBBER, SEAT SETTING	2	2	2	2	2	
6	77210-K56-N00	HINGE, SEAT	1	1	1	1	1	
7	77215-KW7-900	RUBBER C, SEAT SETTING	4	4	4	4	4	
8	77230-K56-N10	CATCH COMP., SEAT	1	1	1	1	1	
9	77234-K35-V00	SPRING, SEAT LOCK	1	1	1	1	1	
10	77242-K56-M00	STAY, SEAT LOCK CABLE	1	1	1	1	1	
11	77239-KVB-900	KEY, SEAT LOCK	1	1	1	1	1	
12	77240-K56-N11	CABLE COMP., SEAT LOCK	1	1	1	1	1	
13	90105-KPH-901	BOLT, SEAT HINGE	1	1	1	1	1	
14	94001-06070-0S	NUT, HEX., 6MM	2	2	2	2	2	
15	95701-06010-00	BOLT, FLANGE, 6X10	2	2	2	2	2	
16	95701-06012-00	BOLT, FLANGE, 6X12	2	2	2	2	2	
17	95701-08018-00	BOLT, FLANGE, 8X18	4	4	4	4	4	



F-23-10

BODY COVER



Ref. No.	L.O.N.	(Relative ref. Number) Description	F.R.T.
1	(9)	COVER, BODY :RIGHT	0.3
2	(10)	COVER, BODY :LEFT	0.3
		COVER, BODY :BOTH	0.4
4		COVER, BODY :REAR	0.3
5	(11)	COVER, TAILLIGHT	0.4

Ref. No.	Part No.	Description	Reqd. QTY					Serial No.	Parts catalogue code
			H	J	K	L	N		
1	64400-K56-M10ZA	COVER SET, R. RR. BODY(WL)							
		TYPE1.....	1	1	1	-	-	-----	2MA
	64400-K56-M00ZA	*TYPE1*.....	1	-	-	-	-	-----	3MA,MA
	64400-K56-M60ZA	*TYPE3*.....	-	-	1	-	-	-----	MA
	64400-K56-M60ZB	*TYPE2*.....	-	-	1	-	-	-----	MA
	64400-K56-M60ZC	*TYPE1*.....	-	-	1	-	-	-----	MA
	64400-K56-MA0ZA	*NHA96P*PEARL METALLOID WHITE	-	-	-	1	-	-----	2MA
	64400-K56-MB0ZA	*NH1*.....BLACK	-	-	-	1	-	-----	3MA
	64400-K56-M90ZA	*TYPE2*.....	-	-	-	1	-	-----	MA
	64400-K56-M90ZB	*TYPE1*.....	-	-	-	1	-	-----	MA
2	64450-K56-M10ZA	COVER SET, L. RR. BODY(WL)							
		TYPE1.....	1	1	1	-	-	-----	2MA
	64450-K56-M00ZA	*TYPE1*.....	1	-	-	-	-	-----	3MA,MA
	64450-K56-M60ZA	*TYPE3*.....	-	-	1	-	-	-----	MA
	64450-K56-M60ZB	*TYPE2*.....	-	-	1	-	-	-----	MA
	64450-K56-M60ZC	*TYPE1*.....	-	-	1	-	-	-----	MA
	64450-K56-MA0ZA	*NHA96P*PEARL METALLOID WHITE	-	-	-	1	-	-----	2MA
	64450-K56-MB0ZA	*NH1*.....BLACK	-	-	-	1	-	-----	3MA
	64450-K56-M90ZA	*TYPE2*.....	-	-	-	1	-	-----	MA
	64450-K56-M90ZB	*TYPE1*.....	-	-	-	1	-	-----	MA
3	77267-KTR-900	RUBBER, COWL.....	1	1	1	-	-		
4	83500-K56-M10ZA	COVER SET, TAIL(WL)							
		TYPE1.....	1	1	-	-	-	-----	2MA
	83500-K56-M20ZA	*TYPE2*.....	1	-	-	-	-	-----	3MA
	83500-K56-M20ZB	*TYPE1*.....	1	-	-	-	-	-----	3MA
	83500-K56-M00ZA	*TYPE1*.....	1	-	-	-	-	-----	MA
	83500-K56-M50ZA	*NHA96P*PEARL METALLOID WHITE	-	1	-	-	-	-----	3MA
	83500-K56-M30ZA	*TYPE2*.....	-	1	-	-	-	-----	MA
	83500-K56-M30ZB	*TYPE1*.....	-	1	-	-	-	-----	MA

3

F-23-10

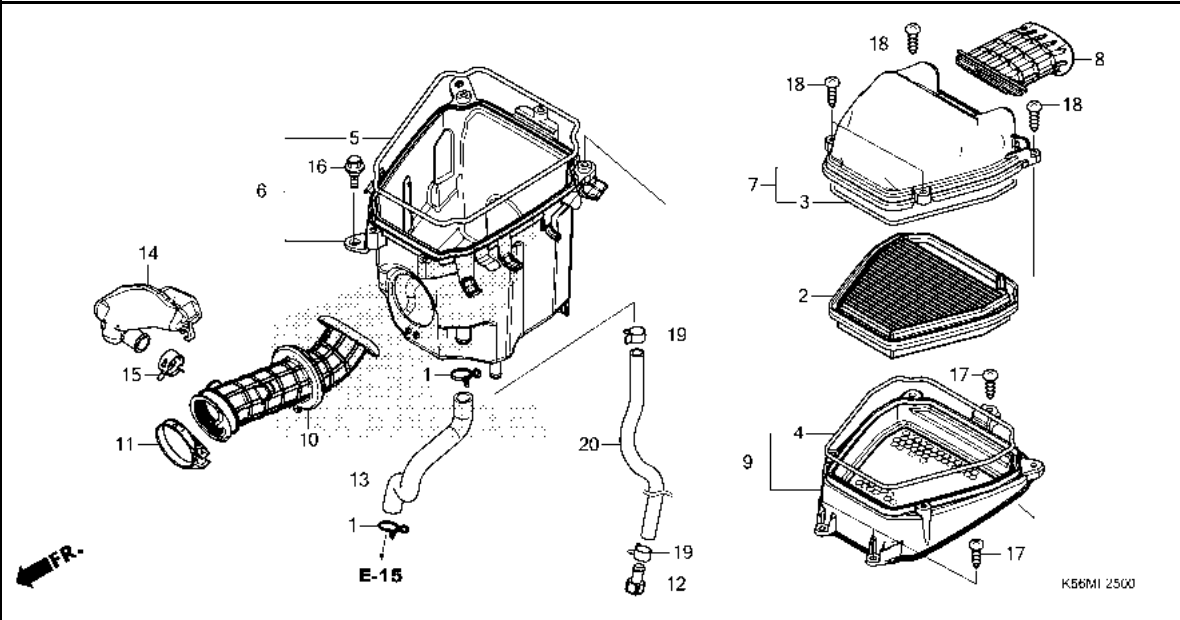
BODY COVER

Ref. No.	Part No.	Description	Reqd. QTY					Serial No.	Parts catalogue code
			H	J	FS150F K	L	N		
(4)	83500-K56-M70ZA	COVER SET, TAIL(WL)							
		*NHA96P*PEARL METALLOID WHITE	-	-	1	-	-	----- 2MA	
	83500-K56-M60ZA	*TYPE3*	-	-	1	-	-	----- MA	
	83500-K56-M60ZB	*TYPE2*	-	-	1	-	-	----- MA	
	83500-K56-M60ZC	*TYPE1*	-	-	1	-	-	----- MA	
	83500-K56-MA0ZB	*TYPE1*	-	-	-	1	-	----- 2MA	
	83500-K56-MB0ZB	*TYPE1*	-	-	-	1	-	----- 3MA	
	83500-K56-M90ZA	*TYPE2*	-	-	-	1	-	----- MA	
	83500-K56-M90ZB	*TYPE1*	-	-	-	1	-	----- MA	
	83500-K3K-M00ZA	*TYPE4*	-	-	-	-	1		
	83500-K3K-M00ZB	*TYPE3*	-	-	-	-	1		
	83500-K3K-M00ZC	*TYPE2*	-	-	-	-	1		
5	83520-K56-N10	COVER, TAILLIGHT	1	1	1	-	-		
6	90115-KW7-900	SCREW, VISOR SPECIAL SETTING	4	4	4	4	4		
7	90666-SDA-A01	CLIP, SNAP FITTING(PO)							
		(NATURAL)	2	2	2	2	2		
	90666-K59-A11	CLIP, SNAP FITTING(PO)	-	-	-	2	2		
8	90677-KAN-T00	NUT, CLIP, 5MM	8	8	8	8	8		
9	64480-K56-N10ZE	COVER, R. RR. BODY							
		R356C.CANDY SCINTILLATE RED	-	1	-	-	-	----- 3MA,MA	
	64480-K56-N10ZF	*PB407P*.PEARL NIGHTFALL BLUE	-	1	-	-	-	----- MA	
	64480-K56-N10ZL	*NHA69P*							
		PEARL MAGELLANIC BLACK	-	-	-	-	1		
10	64490-K56-N10ZE	COVER, L. RR. BODY							
		R356C.CANDY SCINTILLATE RED	-	1	-	-	-	----- 3MA,MA	
	64490-K56-N10ZF	*PB407P*.PEARL NIGHTFALL BLUE	-	1	-	-	-	----- MA	
	64490-K56-N10ZL	*NHA69P*							
		PEARL MAGELLANIC BLACK	-	-	-	-	1		
11	83520-K56-M90	COVER, TAILLIGHT	-	-	-	1	1		



F-25

AIR CLEANER(FS150FH/J/K/L)



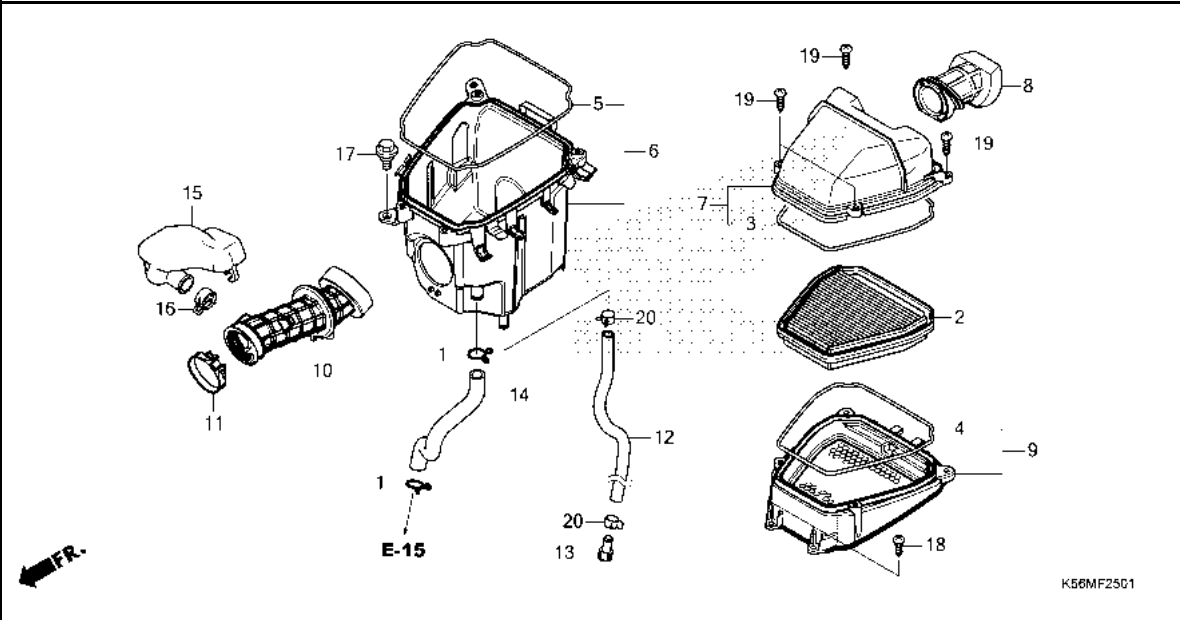
Ref. No.	L.O.N.	(Relative ref. Number) Description	F.R.T.
2	(3,4)	ELEMENT, AIR CLEANER	0.1
6	3121A5	CASE, AIR CLEANER	1.1
7	(8)	COVER, AIR CLEANER CASE	0.1
9	(5)	BASE, AIR CLEANER ELEMENT	0.1
10	3121B6	TUBE, AIR CLEANER CONNECTING ..	1.1
14	3121C1	RESONATOR	1.0

Ref. No.	Part No.	Description	Reqd. QTY					Serial No.	Parts catalogue code
			H	J	K	L	N		
1	15772-MN1-670	CLIP B, BREATHER TUBE	2	2	2	2	-		
2	17210-K56-V00	ELEMENT COMP., AIR CLEANER...	1	1	1	1	-		
3	17213-K56-N00	SEAL, ELEMENT	1	1	1	1	-		
4	17213-K56-N00	SEAL, ELEMENT	1	1	1	1	-		
5	17214-K56-N00	SEAL, AIR CLEANER CASE	1	1	1	1	-		
6	17225-K56-N00	CASE SUB ASSY., AIR CLEANER ..	1	1	1	1	-		
7	17235-K56-N00	COVER SUB ASSY., AIR CLEANER ..	1	1	1	1	-		
8	17240-K56-N00	DUCT, INLET	1	1	1	1	-		
9	17245-K56-N00	HOLDER SUB ASSY., ELEMENT	1	1	1	1	-		
10	17253-K56-N00	TUBE, AIR CLEANER CONNECTING ..	1	1	1	1	-		
11	17256-K56-N00	BAND, AIR CLEANER CONNECTING TUBE(42)	1	1	1	1	-		
12	17370-419-700	PLUG, BREATHER TUBE	1	1	1	1	-		
13	17371-K56-N00	TUBE, BREATHER	1	1	1	1	-		
14	17410-K56-V00	RESONATOR	1	1	1	1	-		
15	19509-KPH-900	CLAMP, TUBE(D19)	1	1	1	1	-		
16	90116-KVB-900	BOLT, FLANGE, 6MM	1	1	1	1	-		
17	93903-25480	SCREW, TAPPING, 5X20	3	3	3	3	-		
18	93903-25580	SCREW, TAPPING, 5X25	4	4	4	4	-		
19	95002-41200-08	CLAMP, TUBE(D12)	2	2	2	2	-		
20	95003-23030-31	TUBE, VINYL, 8X12X300 (95003-23001-10M)	1	1	1	1	-		



F-25-1

AIR CLEANER(FS150FN)



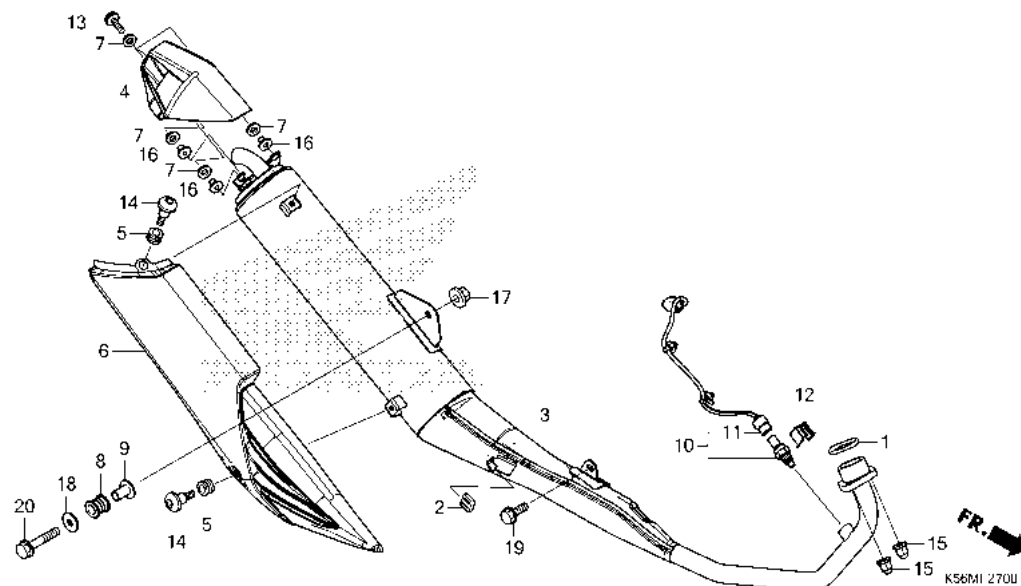
Ref. No.	L.O.N.	(Relative ref. Number) Description	F.R.T.
2	(3,4)		
312105		ELEMENT, AIR CLEANER	0.1
6	3121A5	CASE, AIR CLEANER	1.1
7	(8)		
312102		COVER, AIR CLEANER CASE	0.1
9	(5)		
3121A8		BASE, AIR CLEANER ELEMENT	0.1
10	3121B6	TUBE, AIR CLEANER CONNECTING .	1.1
15	3121C1	RESONATOR	1.0

Ref. No.	Part No.	Description	Reqd. QTY				Serial No.	Parts catalogue code
			H	J	K	L		
1	15772-MN1-670	CLIP B, BREATHER TUBE	-	-	-	-	2	
2	17210-K56-V50	ELEMENT COMP., AIR CLEANER...	-	-	-	-	1	
3	17213-K56-N00	SEAL, ELEMENT	-	-	-	-	1	
4	17213-K56-N00	SEAL, ELEMENT	-	-	-	-	1	
5	17214-K56-N00	SEAL, AIR CLEANER CASE	-	-	-	-	1	
6	17225-K56-V50	CASE SUB ASSY., AIR CLEANER ..	-	-	-	-	1	
7	17235-K3K-M00	COVER SUB ASSY., AIR CLEANER .	-	-	-	-	1	
8	17240-K3K-M00	DUCT, INLET	-	-	-	-	1	
9	17245-K56-V50	HOLDER SUB ASSY., ELEMENT	-	-	-	-	1	
10	17253-K56-V50	TUBE, AIR CLEANER CONNECTING .	-	-	-	-	1	
11	17256-K2P-V60	BAND, AIR CLEANER CONNECTING TUBE(42)	-	-	-	-	1	
12	17261-K56-V50	TUBE, DRAIN	-	-	-	-	1	
13	17370-419-700	PLUG, BREATHER TUBE	-	-	-	-	1	
14	17371-K56-N00	TUBE, BREATHER	-	-	-	-	1	
15	17410-K56-V00	RESONATOR	-	-	-	-	1	
16	19509-KPH-900	CLAMP, TUBE(D19)	-	-	-	-	1	
17	90116-KVB-900	BOLT, FLANGE, 6MM	-	-	-	-	1	
18	93903-25410	SCREW, TAPPING, 5X20	-	-	-	-	2	
19	93903-25510	SCREW, TAPPING, 5X25	-	-	-	-	4	
20	95002-41200-08	CLAMP, TUBE(D12)	-	-	-	-	2	



F-27

EXHAUST MUFFLER(FS150FH/J/K/L)



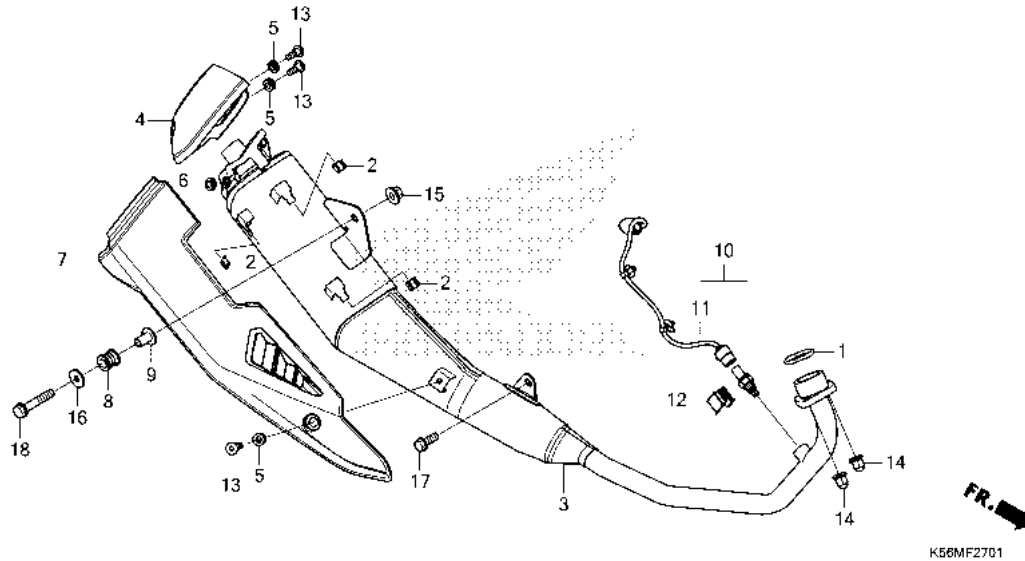
Ref. No.	L.O.N.	(Relative ref. Number) Description	F.R.T.
1	3131B4	GASKET, EXHAUST PIPE	0.3
3	313120	MUFFLER	0.4
4	3131F2	CAP, MUFFLER END	0.1
6	313121	PROTECTOR, MUFFLER	0.1
10	617121	SENSOR, OXYGEN	0.4
11	6111P8	SUB CORD, OXYGEN SENSOR	0.3

Ref. No.	Part No.	Description	Reqd. QTY					Serial No.	Parts catalogue code
			H	J	K	L	N		
1	18291-MN5-650	GASKET, EX. PIPE.....	1	1	1	1	-		
2	18293-MCA-A20	RUBBER, PROTECTOR PACKING....	1	1	1	1	-		
3	18300-K56-N10	MUFFLER COMP., EX.	1	1	1	-	-		
	18300-K56-NJ0	-	-	-	1	-		
4	18327-K56-N10	COVER, TAIL CAP.....	1	1	1	1	-		
5	18345-K15-920	RUBBER, MOUNTING.....	2	2	2	2	-		
6	18356-K56-N10	PROTECTOR, MUFFLER.....	1	1	1	1	-		
7	18365-MEE-D00	WASHER, RUBBER, 8.5X13X2.5...	6	6	6	6	-		
8	18421-KE8-000	RUBBER, MUFFLER MOUNTING.....	1	1	1	1	-		
9	18422-KGC-900	COLLAR, MUFFLER MOUNTING.....	1	1	1	1	-		
10	36532-K56-N11	SENSOR, OXYGEN	1	1	1	1	-		
11	36533-K56-N11	CORD COMP., OXYGEN SENSOR....	1	1	1	1	-		
12	36538-K33-D00	COVER, O2 SENSOR.....	1	1	1	1	-		
13	90103-K56-N10	SCREW, PAN, 5X15.....	3	3	3	3	-		
14	90113-K56-N10	SCREW, PAN, 6X14.....	2	2	2	2	-		
15	90304-KPH-700	NUT, HEX. CAP, 8MM.....	2	2	2	-	-		
	90304-K15-600	-	-	-	2	-		
16	90501-GN5-830	COLLAR, 8.5X7.....	3	3	3	3	-		
17	94050-08000	NUT, FLANGE, 8MM.....	1	1	1	1	-		
18	94103-08000	WASHER, PLAIN, 8MM.....	1	1	1	1	-		
19	95701-08016-00	BOLT, FLANGE, 8X16.....	1	1	1	1	-		
20	95701-08040-00	BOLT, FLANGE, 8X40.....	1	1	1	1	-		

3

F-27-1

EXHAUST MUFFLER(FS150FN)



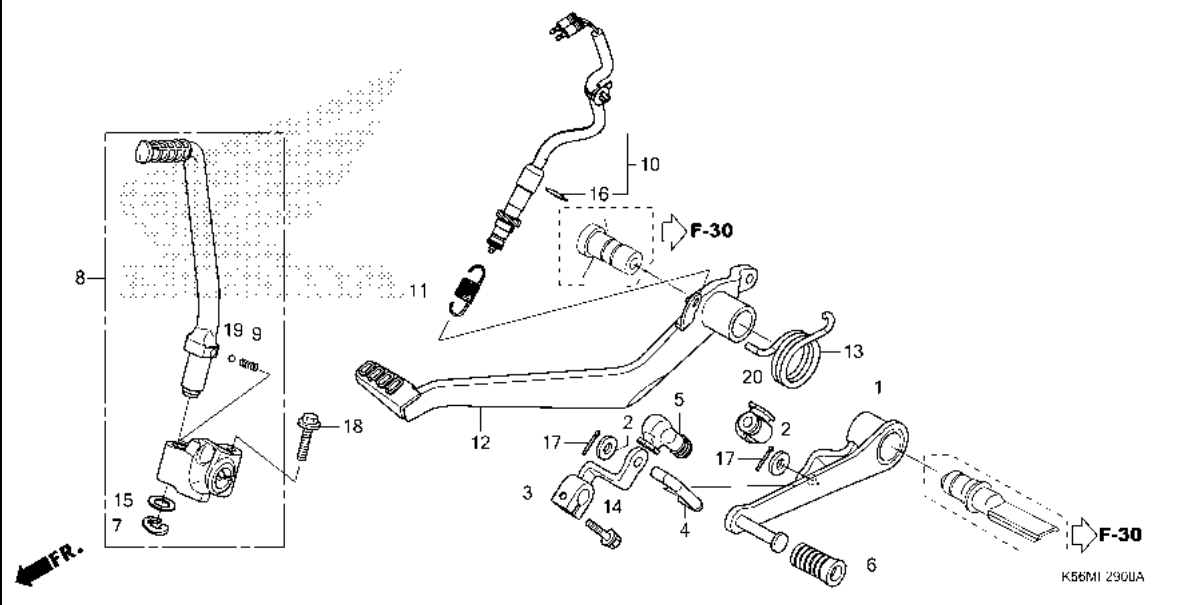
Ref. No.	L.O.N.	(Relative ref. Number) Description	F.R.T.
1	3131B4	GASKET, EXHAUST PIPE	0.3
3	313120	MUFFLER	0.4
4	3131F2	CAP, MUFFLER END	0.1
7	313121	PROTECTOR, MUFFLER	0.1
10	617121	SENSOR, OXYGEN	0.4
11	6111P8	SUB CORD, OXYGEN SENSOR	0.3

Ref. No.	Part No.	Description	Reqd. QTY					Serial No.	Parts catalogue code
			H	J	K	L	N		
1	18291-MN5-650	GASKET, EX. PIPE	-	-	-	-	1		
2	18293-MCA-A20	RUBBER, PROTECTOR PACKING	-	-	-	-	3		
3	18300-K2P-M00	MUFFLER COMP., EX.	-	-	-	-	1		
4	18327-K2P-M00	COVER, TAIL CAP	-	-	-	-	1		
5	18345-K15-920	RUBBER, MOUNTING	-	-	-	-	3		
6	18345-MBT-610	RUBBER, PROTECTOR MOUNTING ...	-	-	-	-	1		
7	18356-K2P-M00	PROTECTOR, MUFFLER	-	-	-	-	1		
8	18421-KE8-000	RUBBER, MUFFLER MOUNTING	-	-	-	-	1		
9	18422-KGC-900	COLLAR, MUFFLER MOUNTING	-	-	-	-	1		
10	36532-K56-N11	SENSOR, OXYGEN	-	-	-	-	1		
11	36533-K56-N11	CORD COMP., OXYGEN SENSOR	-	-	-	-	1		
12	36538-K33-D00	COVER, O2 SENSOR	-	-	-	-	1		
13	90113-K15-920	SCREW, PAN, 6X14	-	-	-	-	3		
14	90304-K15-600	NUT, HEX. CAP, 8MM	-	-	-	-	2		
15	94050-08000	NUT, FLANGE, 8MM	-	-	-	-	1		
16	94103-08000	WASHER, PLAIN, 8MM	-	-	-	-	1		
17	95701-08014-00	BOLT, FLANGE, 8X14	-	-	-	-	1		
18	95701-08040-00	BOLT, FLANGE, 8X40	-	-	-	-	1		



F-29

PEDAL



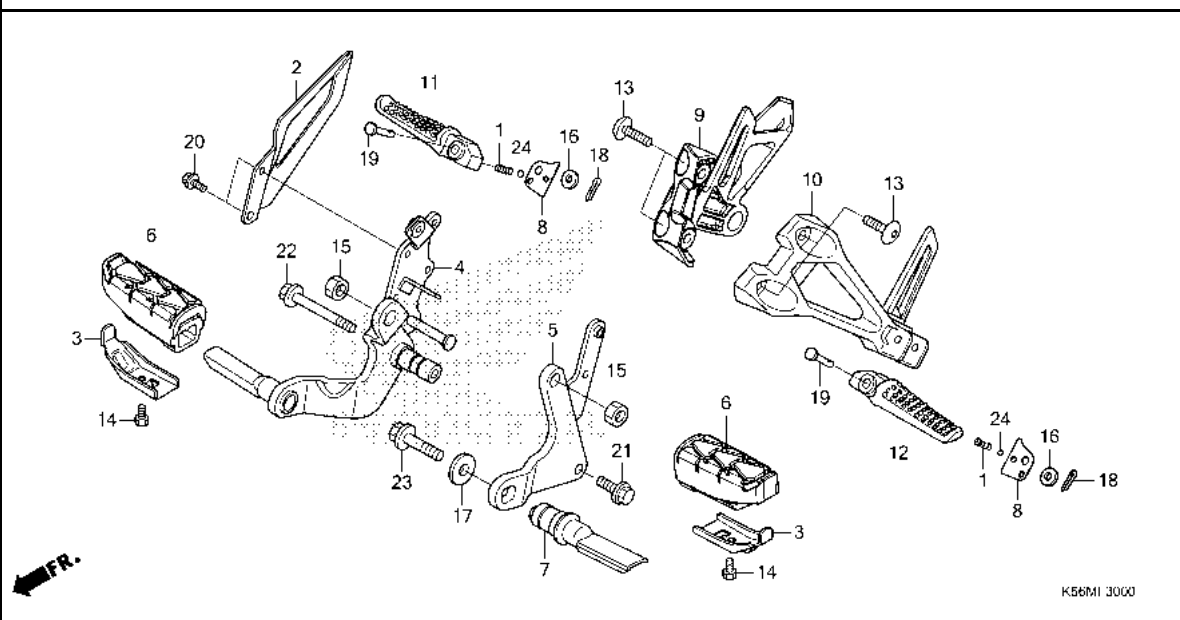
Ref. No.	L.O.N.	(Relative ref. Number) Description	F.R.T.
1	4101A1	PEDAL, GEAR CHANGE	0.2
3	4101A2	ARM, GEAR CHANGE	0.2
4	5101B5	ROD, CHANGE	0.2
8	112107	ARM, KICK STARTER	0.1
10	6151B5	SWITCH, REAR STOP :PEDAL SIDE	1.0
12	810160	PEDAL, REAR BRAKE	0.2

Ref. No.	Part No.	Description	Reqd. QTY					Serial No.	Parts catalogue code
			H	J	K	L	N		
1	24701-K56-V00	PEDAL, GEAR CHANGE	1	1	1	1	1		
2	24703-KW6-840	WASHER, NYLON, 7MM	2	2	2	2	2		
3	24711-K56-N00	ARM COMP., GEAR CHANGE	1	1	1	1	1		
4	24720-K56-N00	ROD, TIE	1	1	1	1	1		
5	24721-K56-N00	COVER, CHANGE PEDAL	1	1	1	1	1		
6	24781-KRM-860	RUBBER, GEAR CHANGE PEDAL	1	1	1	1	1		
7	28293-333-000	CLIP, KICK STARTER ARM	1	1	1	-	-		
8	28300-K56-N00	ARM ASSY., KICK STARTER	1	1	1	-	-		
9	28333-KK0-000	SPRING, KICK STARTER	1	1	1	-	-		
10	35350-K56-N01	SWITCH ASSY., RR. STOP	1	1	1	1	1		
11	35357-KY1-000	SPRING, STOP SWITCH	1	1	1	1	1		
12	46500-K56-N00	PEDAL COMP., RR. BRAKE	1	1	1	1	1		
13	46514-K56-N00	SPRING, BRAKE PEDAL	1	1	1	1	1		
14	90102-MN1-670	BOLT, FLANGE, 6X20	1	1	1	1	1		
15	90505-KRM-860	WASHER, 15.5X22	1	1	1	-	-		
16	90601-KAF-003	CLIP, SWITCH COVER	1	1	1	1	1		
17	94201-20120	PIN, SPLIT, 2.0X12	2	2	2	2	2		
18	95701-08035-07	BOLT, FLANGE, 8X35	1	1	1	-	-		
19	96211-08000	BALL, STEEL, #8(1/4)	1	1	1	-	-		
20	24722-K56-N00	COVER B, CHANGE PEDAL	1	1	1	1	1		



F-30

STEP



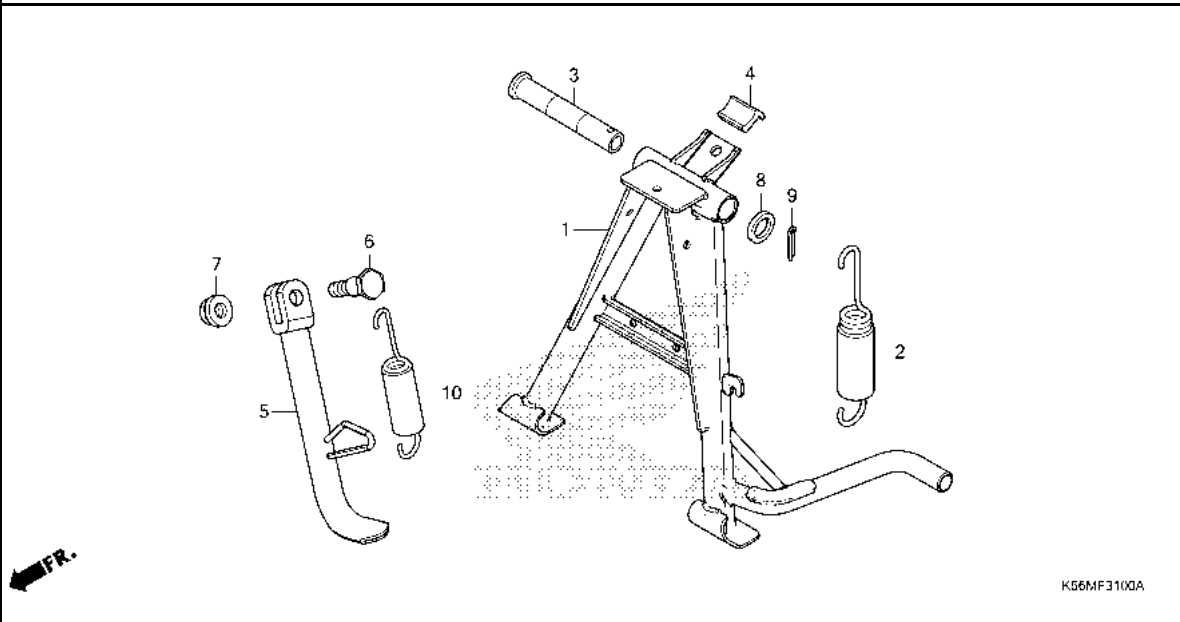
Ref. No.	L.O.N.	(Relative ref. Number) Description	F.R.T.
2	4101A0	GUARD, STEP	0.1
4	4101N2	HOLDER, STEP :RIGHT	0.2
5	4101N1	HOLDER, STEP :LEFT	0.7
	4101N6	HOLDER, STEP :BOTH	0.8
6	4101D3	RUBBER, STEP :LEFT	0.1
	4101D4	RUBBER, STEP :RIGHT	0.1
	4101L8	RUBBER, STEP :BOTH	0.1
7	4101C5	BAR, MAIN STEP :LEFT	0.1
9	4101D0	BRACKET, PILLION STEP :RIGHT ..	0.1
10	4101C9	BRACKET, PILLION STEP :LEFT ..	0.1
	4101K4	BRACKET, PILLION STEP :BOTH ..	0.2
11	4101C8	BAR, PILLION STEP :RIGHT	0.1
12	4101C7	BAR, PILLION STEP :LEFT	0.1
	4101P4	BAR, PILLION STEP :BOTH	0.2

Ref. No.	Part No.	Description	Reqd. QTY					Serial No.	Parts catalogue code
			H	J	K	L	N		
1	28333-300-000	SPRING, KICK STARTER STOPPER	2	2	2	2	2		
2	50606-K56-N00	GUARD, R. HEEL	1	1	1	1	1		
3	50619-K56-N00	PLATE, STEP LOWER	2	2	2	2	2		
4	50650-K56-N00	HOLDER, R. MAIN STEP	1	1	1	1	1		
5	50660-K56-N00	HOLDER, L. MAIN STEP	1	1	1	1	1		
6	50661-K56-V00	RUBBER, MAIN STEP	2	2	2	2	2		
7	50670-K56-N00	BAR COMP., L. STEP	1	1	1	1	1		
8	50711-K15-900	PLATE, PILLION STEP CLICK	2	2	2	2	2		
9	50715-K56-N10	HOLDER, R. PILLION STEP	1	1	1	1	1		
10	50716-K56-N00	HOLDER, L. PILLION STEP	1	1	1	1	1		
11	50720-KT7-761	BAR, R. PILLION STEP	1	1	1	1	1		
12	50730-KT7-761	BAR, L. PILLION STEP	1	1	1	1	1		
13	90128-KET-900	BOLT, SOCKET, 8X22	4	4	4	4	4		
14	92101-06012-0G	BOLT, HEX., 6X12	2	2	2	2	2		
15	94002-12000-0S	NUT, HEX., 12MM	2	2	2	2	2		
16	94101-06000	WASHER, PLAIN, 6MM	2	2	2	2	2		
17	94103-10000	WASHER, PLAIN, 10MM	1	1	1	1	1		
18	94201-16150	PIN, SPLIT, 1.6X15	2	2	2	2	2		
19	95015-83000	PIN C, PILLION STEP	2	2	2	2	2		
20	95701-06010-00	BOLT, FLANGE, 6X10	2	2	2	2	2		
21	95701-08020-00	BOLT, FLANGE, 8X20	1	1	1	1	1		
22	95701-08065-00	BOLT, FLANGE, 8X65	1	1	1	1	1		
23	95701-10030-00	BOLT, FLANGE, 10X30	1	1	1	1	1		
24	96211-08000	BALL, STEEL, #8(1/4)	2	2	2	2	2		



F-31

STAND



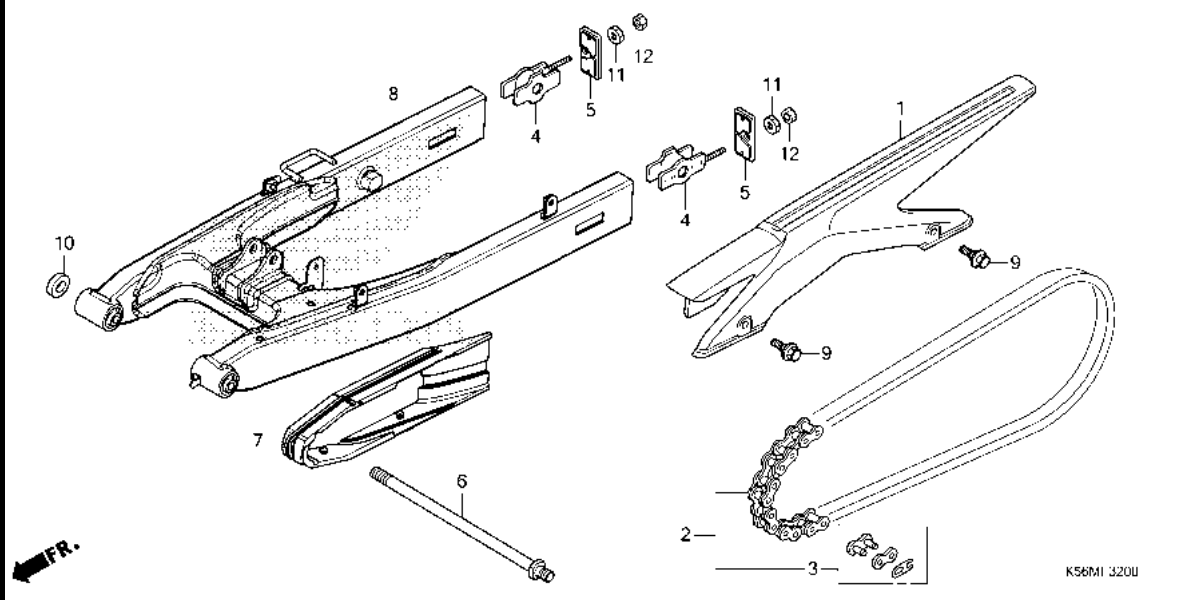
Ref. No.	L.O.N.	(Relative ref. Number) Description	F.R.T.
1		(3) STAND, MAIN	0.6
2	410175	SPRING, MAIN STAND	0.2
5	410180	BAR, SIDE STAND	0.2
10	410182	SPRING, SIDE STAND	0.1

Ref. No.	Part No.	Description	Reqd. QTY					Serial No.	Parts catalogue code
			H	J	K	L	N		
1	50500-K56-M00	STAND COMP., MAIN	1	1	1	1	1		
2	50505-K15-900	SPRING ASSY., MAIN STAND	1	1	1	1	1		
3	50512-KAN-961	PIPE, MAIN STAND PIVOT	1	1	1	1	1		
4	50524-KBP-900	RUBBER, STAND STOPPER	1	1	1	1	1		
5	50530-K56-N10	BAR COMP., SIDE STAND	1	1	1	1	1		
6	90107-GN1-010	SCREW, SIDE STAND PIVOT	1	-	-	-	-		
	90107-KBA-900	-	1	1	1	1		
7	90304-KGH-901	NUT, U, 10MM(FUJI SEIMITSU) ..	1	1	1	1	1		
8	90521-028-000	WASHER, 17X22	1	1	1	1	1		
9	94201-30250	PIN, SPLIT, 3.0X25	1	1	1	1	1		
10	50543-K56-N10	SPRING ASSY., SIDE STAND	1	1	1	1	1		

3

F-32

SWINGARM



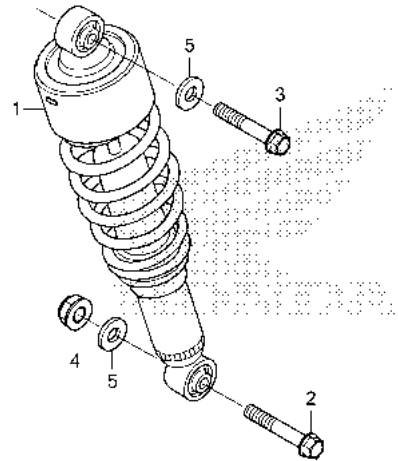
Ref. No.	L.O.N.	(Relative ref. Number) Description	F.R.T.
1	410195	CASE, DRIVE CHAIN	0.1
2	213165	CHAIN, DRIVE	0.2
7	4101E5	SLIDER, CHAIN	0.3
8	5121B0	SWINGARM ASSEMBLY	1.0

Ref. No.	Part No.	Description	Reqd. QTY					Serial No.	Parts catalogue code
			H	J	FS150F K	L	N		
1	40510-K56-N10	CASE, DRIVE CHAIN	1	1	1	1	1		
2	40530-K56-V02	CHAIN, DRIVE(RK)(428HSB-120RJ)	1	1	1	1	-		
	40530-K3K-M01	CHAIN, DRIVE(RK) (428HSE1-120RJ)	-	-	-	-	1		
3	40541-KRE-H82	JOINT, DRIVE CHAIN(RK JAPAN)·	1	1	1	1	1		
4	40543-K56-N00	ADJUSTER COMP., CHAIN	2	2	2	2	-		
	40543-K2P-M00	-	-	-	-	2		
5	40546-K15-900	CAP, SWINGARM END	2	2	2	2	2		
6	52101-K56-N00	BOLT, SWINGARM PIVOT	1	1	1	1	1		
7	52170-K56-N10	SLIDER, CHAIN	1	1	1	1	1		
8	52200-K56-V00ZA	SWINGARM SUB ASSY., RR. *NH1*.....BLACK	1	1	1	1	1		
9	90111-162-000	BOLT, FLANGE, 6MM	2	2	2	2	2		
10	90121-K56-N10	COLLAR, SWINGARM PIVOT	1	1	1	1	1		
11	90302-KBP-900	NUT, SPECIAL, 6MM	2	2	2	2	2		
12	94001-06000-0S	NUT, HEX., 6MM	2	2	2	2	2		



F-33

REAR CUSHION



Ref. No.	L.O.N.	(Relative ref. Number) Description	F.R.T.
----------	--------	------------------------------------	--------

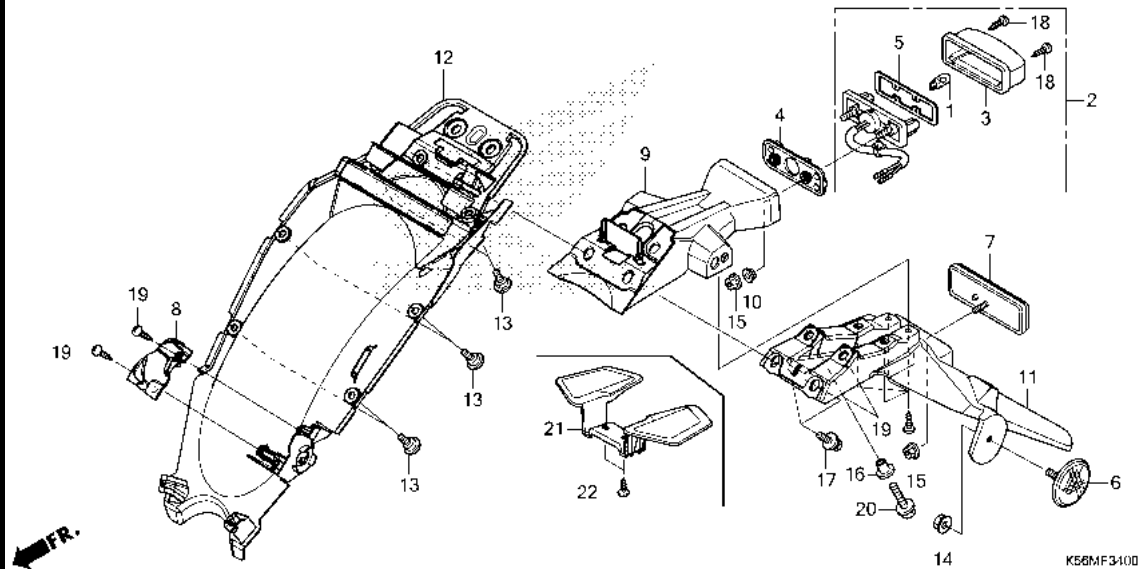
1	512115	CUSHION ASSY., REAR	1.3
---	--------	---------------------------	-----

Ref. No.	Part No.	Description	Reqd. QTY					Serial No.	Parts catalogue code
			H	J	FS150F K	L	N		
1	52400-K56-N11	CUSHION ASSY., RR.(KYB).....	1	1	1	1	1		
2	90103-KPP-T00	BOLT, FLANGE, 10X46.....	1	1	1	1	1		
3	90182-K56-N00	BOLT, FLANGE, 10X41.....	1	1	1	1	1		
4	90304-KGH-901	NUT, U, 10MM(FUJI SEIMITSU)..	1	1	1	1	1		
5	94101-10000	WASHER, PLAIN, 10MM.....	2	2	2	2	2		

3

F-34

REAR FENDER



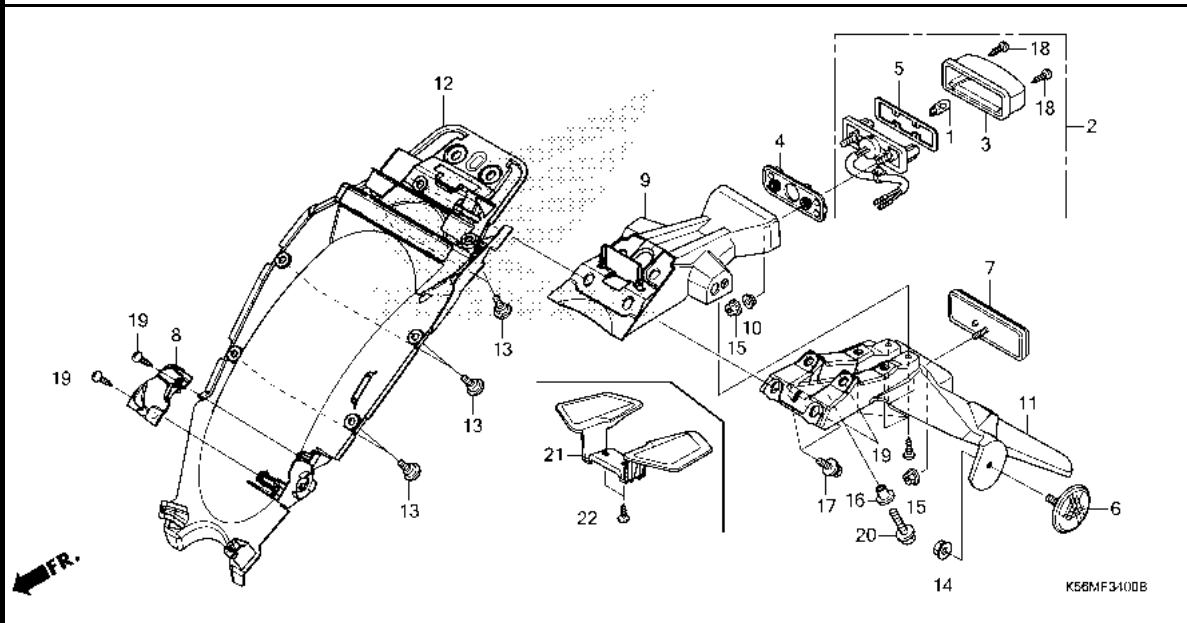
Ref. No.	L.O.N.	(Relative ref. Number) Description	F.R.T.
1	(3,5)		
6161F3		BULB, LICENSE LIGHT	0.1
2	(4)		
6161D8		LIGHT, LICENSE	0.7
9	(21)		
4131T9		FENDER, REAR :UPPER	0.5
11		FENDER, REAR :LOWER	0.6
12		FENDER B, REAR	1.2

Ref. No.	Part No.	Description	Reqd. QTY					Serial No.	Parts catalogue code
			H	J	K	L	N		
1	33301-SA0-741	BULB(12V 5W)(STANLEY)	1	1	1	1	1		
2	33720-K56-M01	LIGHT ASSY., LICENSE(12V 5W) ..	1	1	1	1	1		
3	33722-KWN-901	COVER COMP., LICENSE	1	1	1	1	1		
4	33728-KPP-T00	RUBBER, LICENSE LIGHT	1	1	1	1	1		
5	33729-MCZ-003	PACKING, LENS	1	1	1	1	1		
6	33741-KTG-U01	REFLECTOR, FR. REFLEX(AMBER) ..	2	2	2	2	-		
	33741-KTT-C01	REFLECTOR, SIDE REFLEX	-	-	-	-	2		
7	33741-MS6-921	REFLECTOR, REFLEX(STANLEY) ..	1	1	1	1	-		
	33741-KVC-681	REFLECTOR, REFLEX	-	-	-	-	1		
8	77251-K56-M00	COVER, SEAT LOCK KEY	1	1	1	1	1		
9	80100-K56-M00	FENDER, RR. UPPER	1	1	1	-	-		
	80100-K56-M90	-	-	-	1	1		
10	80105-K33-D00	COLLAR, MOUNTING	2	2	2	2	2		
11	80110-K56-M00	FENDER, RR. LOWER	1	1	1	-	-		
	80110-K56-M90	-	-	-	1	1		
12	80150-K56-M00	FENDER B, RR.	1	1	1	1	1		
13	90115-KW7-900	SCREW, VISOR SPECIAL SETTING ..	6	6	6	6	6		
14	90301-KGH-901	NUT, U, 6MM(FUJI SEIMITSU) ..	2	2	2	2	2		
15	90301-KWN-901	NUT, U, 5MM	3	3	3	3	3		
16	90522-KPH-700	COLLAR, SIDE COVER SETTING ..	2	2	2	2	2		
17	93404-06012-08	BOLT-WASHER, 6X12	2	2	2	2	2		
18	93901-24480	SCREW, TAPPING, 4X16	2	2	2	2	2		
19	93903-35310	SCREW, TAPPING, 5X16	6	6	6	6	6		
20	95701-06022-00	BOLT, FLANGE, 6X22	2	2	2	2	2		



F-34

REAR FENDER

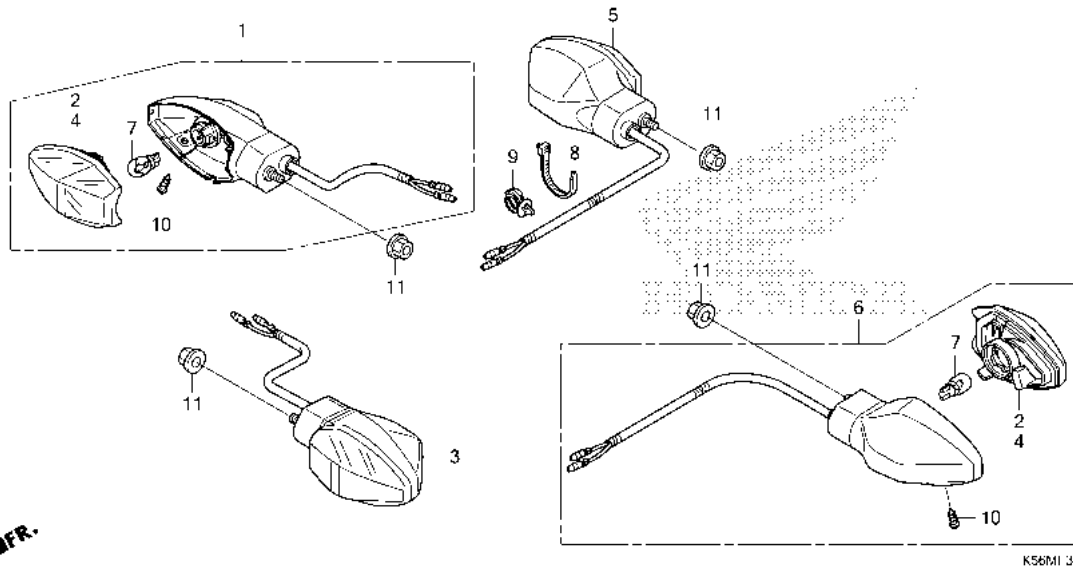


Ref. No.	Part No.	Description	Reqd. QTY					Serial No.	Parts catalogue code
			H	J	K	L	N		
21	80120-K56-M90	COVER, RR. LOWER.....	-	-	-	1	1		
22	93903-34310	SCREW, TAPPING, 4X12.....	-	-	-	2	2		



F-35

WINKER(FS150FH/J/K)

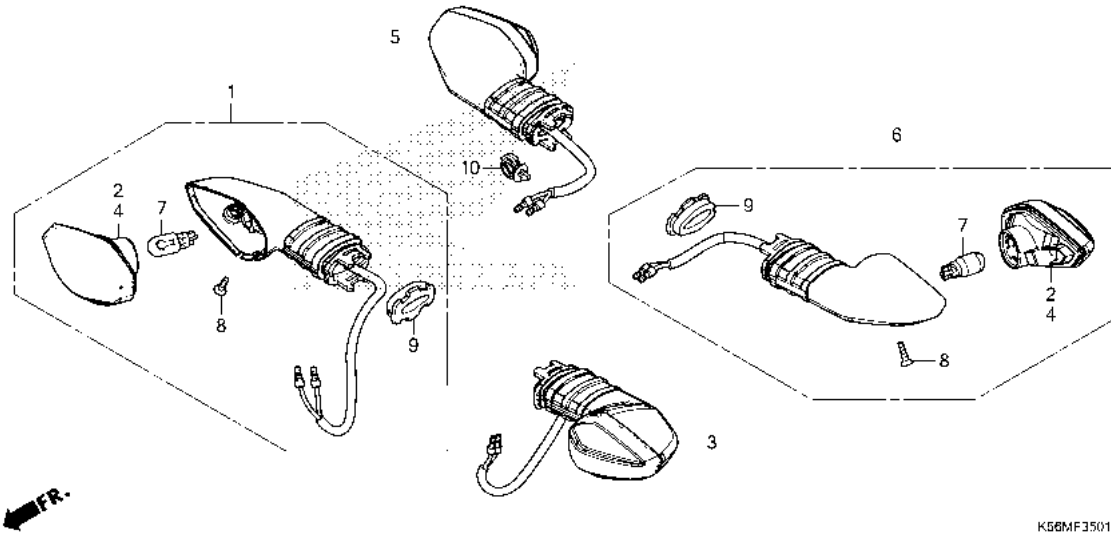


Ref. No.	L.O.N.	(Relative ref. Number) Description	F.R.T.
1	6161C4	WINKER :RIGHT FRONT	0.3
3	6161C3	WINKER :LEFT FRONT	0.3
	6161C5	WINKER :BOTH FRONT	0.5
5	6161C7	WINKER :RIGHT REAR	0.6
6	6161C6	WINKER :LEFT REAR	0.6
	6161C8	WINKER :BOTH REAR	0.7
7		(2,4)	
	616133	BULB, WINKER :FRONT	0.1
		.NOTE: Same time for two units	
	616139	BULB, WINKER :REAR	0.1
		.NOTE: Same time for two units	
	6161G0	BULB, WINKER :FOR 1 VEHICLE ..	0.2

Ref. No.	Part No.	Description	Reqd. QTY					Serial No.	Parts catalogue code
			H	J	K	L	N		
1	33400-K71-M01	WINKER ASSY., R. FR.(12V 10W)	1	1	1	-	-		
2	33406-K71-M01	LENS COMP., WINKER(A)..... (R. FR./L. RR.)	2	2	2	-	-		
3	33450-K71-M01	WINKER ASSY., L. FR.(12V 10W)	1	1	1	-	-		
4	33456-K71-M01	LENS COMP., WINKER(B)..... (L. FR./R. RR.)	2	2	2	-	-		
5	33600-K56-M01	WINKER ASSY., R. RR.(12V 10W)	1	1	1	-	-		
6	33650-K56-M01	WINKER ASSY., L. RR.(12V 10W)	1	1	1	-	-		
7	34904-K12-901	BULB, WINKER LIGHT(12V 10W) (AMBER)(STANLEY)	4	4	4	-	-		
8	90673-SK7-A01	BAND, HARNESS(BLACK).....	1	1	1	-	-		
9	90683-SA0-003	CLIP, WIRE HARNESS, 25MM.....	1	1	1	-	-		
10	93901-343G0	SCREW, TAPPING, 4X12.....	4	4	4	-	-		
11	94050-06000	NUT, FLANGE, 6MM.....	4	4	4	-	-		

F-35-1

WINKER(FS150FL/N)



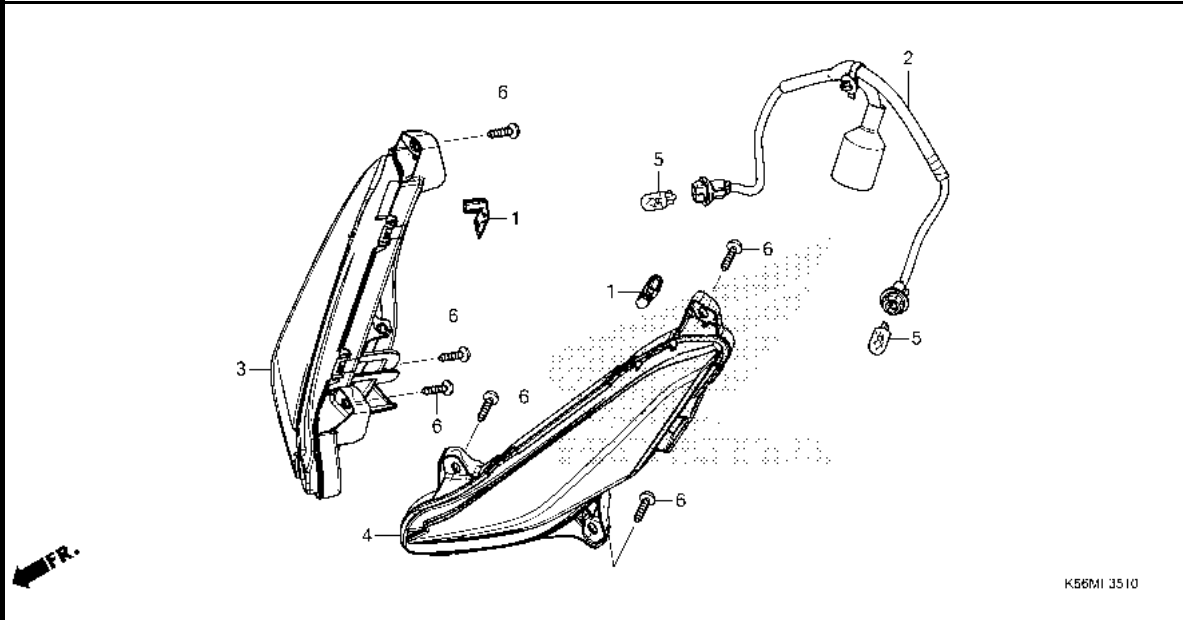
Ref. No.	L.O.N.	(Relative ref. Number) Description	F.R.T.
1	6161C4	WINKER :RIGHT FRONT	0.3
3	6161C3	WINKER :LEFT FRONT	0.3
	6161C5	WINKER :BOTH FRONT	0.5
5	6161C7	WINKER :RIGHT REAR	0.6
6	6161C6	WINKER :LEFT REAR	0.6
	6161C8	WINKER :BOTH REAR	0.7
7		(2,4)	
	616133	BULB, WINKER :FRONT	0.1
		.NOTE: Same time for two units	
	616139	BULB, WINKER :REAR	0.1
		.NOTE: Same time for two units	
	6161G0	BULB, WINKER :FOR 1 VEHICLE ..	0.2

Ref. No.	Part No.	Description	Reqd. QTY					Serial No.	Parts catalogue code
			H	J	K	L	N		
1	33400-K56-M91	WINKER ASSY., R. FR.(12V 10W)	-	-	-	1	1		
2	33403-K84-902	LENS COMP., R. WINKER(STANLEY) (R. FR./L. RR.)	-	-	-	2	2		
3	33450-K56-M91	WINKER ASSY., L. FR.(12V 10W)	-	-	-	1	1		
4	33453-K84-902	LENS COMP., L. WINKER(STANLEY) (L. FR./R. RR.)	-	-	-	2	2		
5	33600-K56-M91	WINKER ASSY., R. RR.(12V 10W)	-	-	-	1	1		
6	33650-K56-M91	WINKER ASSY., L. RR.(12V 10W)	-	-	-	1	1		
7	34904-K12-901	BULB, WINKER LIGHT(12V 10W) (AMBER)(STANLEY)	-	-	-	4	4		
8	93902-343G0	SCREW, TAPPING, 4X12.....	-	-	-	4	4		
9	33409-K84-901	HOLDER.....	-	-	-	4	4		
10	90683-SA0-003	CLIP, WIRE HARNESS, 25MM.....	-	-	-	1	1		

3

F-35-10

POSITION LIGHT



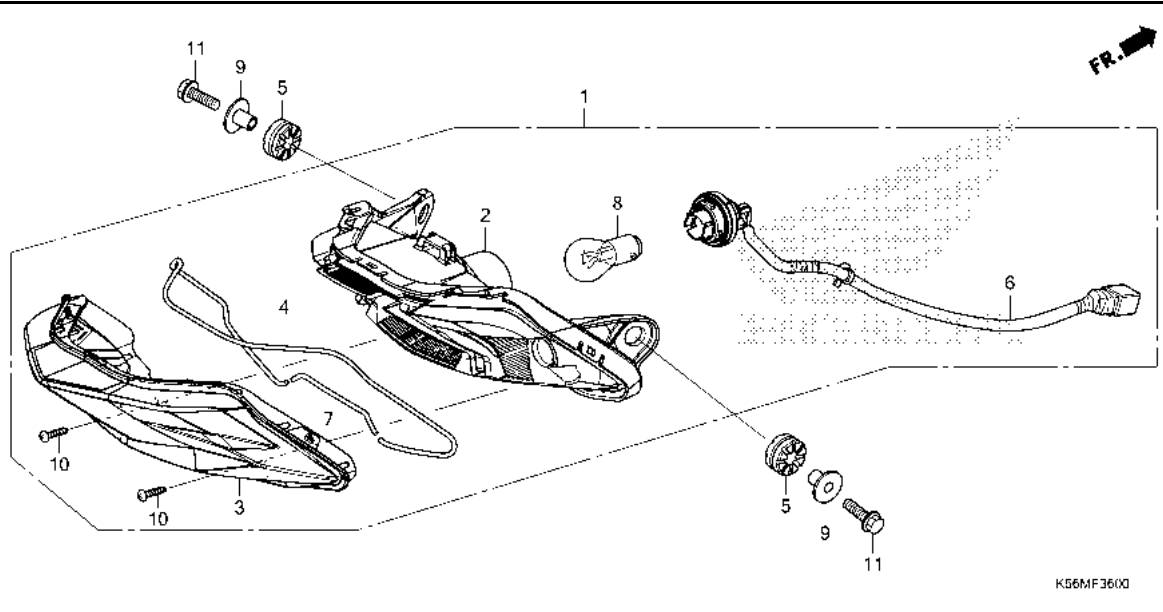
Ref. No.	L.O.N.	(Relative ref. Number) Description	F.R.T.
2	616180	SOCKET, POSITION LIGHT	0.7
3	6161BP	LIGHT ASSY., POSITION :RIGHT ..	0.6
4	6161BN	LIGHT ASSY., POSITION :LEFT ..	0.6
	6161BQ	LIGHT ASSY., POSITION :BOTH ..	0.6
5	616182	BULB, POSITION LIGHT	0.1
.NOTE: Same time for two units			

Ref. No.	Part No.	Description	Reqd. QTY					Serial No.	Parts catalogue code
			H	J	K	L	N		
1	33113-K20-901	PIPE, CP.....	2	2	2	2	2		
2	33185-K56-M01	SOCKET COMP., POSITION.....	1	1	1	1	1		
3	33190-K56-M01	LIGHT COMP., R. FR. POSITION.	1	1	1	1	1		
4	33195-K56-M01	LIGHT COMP., L. FR. POSITION.	1	1	1	1	1		
5	33301-K07-901	BULB, POSITION(12V 5W) (STANLEY)	2	2	2	2	2		
6	93903-25310	SCREW, TAPPING, 5X16.....	6	6	6	6	6		



F-36

TAILLIGHT(FS150FH/J/K)



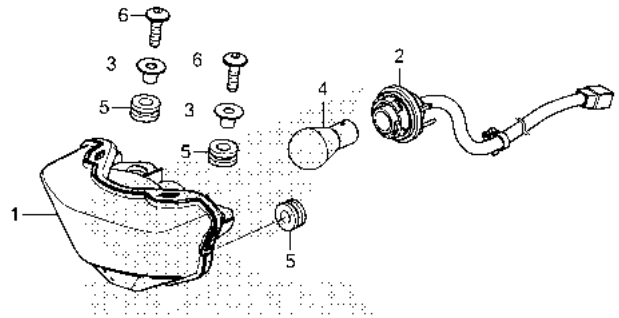
Ref. No.	L.O.N.	(Relative ref. Number) Description	F.R.T.
1	6161D5	TAILLIGHT UNIT	0.6
2	6161E2	(3,4,7) BASE, TAILLIGHT	0.5
6	6111B4	CORD, TAILLIGHT	0.6
8	6161G1	BULB, TAILLIGHT	0.1



Ref. No.	Part No.	Description	Reqd. QTY					Serial No.	Parts catalogue code
			H	J	K	L	N		
1	33700-K56-M01	LIGHT ASSY., TAIL & STOP (12V 21/5W)	1	1	1	-	-		
2	33701-K56-M01	BASE, RR. COMBINATION	1	1	1	-	-		
3	33702-K56-M01	LENS ASSY., RR. COMBINATION ..	1	1	1	-	-		
4	33705-K56-N11	PACKING A	1	1	1	-	-		
5	33705-KW7-900	RUBBER A, TAILLIGHT MOUNTING ..	2	2	2	-	-		
6	33706-K56-M01	CORD COMP., RR. COMBINATION LIGHT	1	1	1	-	-		
7	33707-K56-N11	PACKING B	1	1	1	-	-		
8	34906-447-711	BULB, TAIL & STOP LIGHT (12V 21/5W)(STANLEY)	1	1	1	-	-		
9	61104-428-010	COLLAR, FR. FENDER(WHITE)	2	2	2	-	-		
	61104-428-730	COLLAR, FR. FENDER(BLACK)	2	2	2	-	-		
10	93901-34480	SCREW, TAPPING, 4X16	2	2	2	-	-		
11	95701-06025-08	BOLT, FLANGE, 6X25	2	2	2	-	-		

F-36-1

TAILLIGHT(FS150FL/N)



K58MF3601

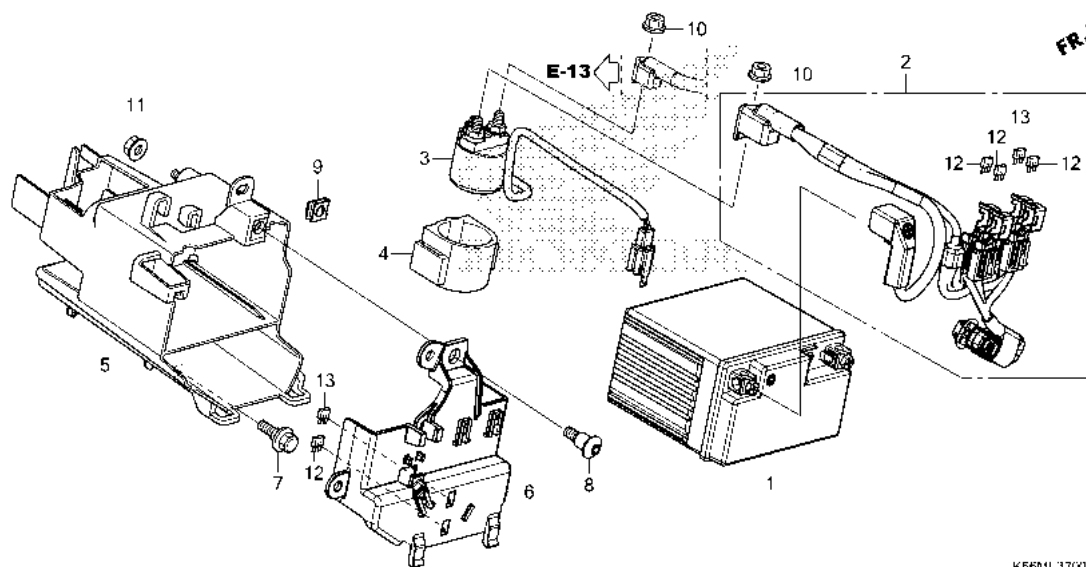
Ref. No.	L.O.N.	(Relative ref. Number) Description	F.R.T.
1	6161E2	BASE, TAILLIGHT	0.5
2	6111B4	CORD, TAILLIGHT	0.6
4	6161G1	BULB, TAILLIGHT	0.1

Ref. No.	Part No.	Description	Reqd. QTY					Serial No.	Parts catalogue code
			H	J	K	L	N		
1	33703-K84-901	TAILLIGHT COMP.(KOITO)	-	-	-	1	1		
2	33704-K56-NJ1	SOCKET COMP., TAILLIGHT	-	-	-	1	1		
3	33705-MGZ-J00	COLLAR, TAILLIGHT	-	-	-	2	2		
4	34906-KSS-C01	BULB, TAILLIGHT(12V 21/5W) (KOITO)	-	-	-	1	1		
5	83545-KCJ-690	RUBBER, SIDE COVER	-	-	-	3	3		
6	90109-K84-900	BOLT, SPECIAL, 6X22	-	-	-	2	2		



F-37

BATTERY



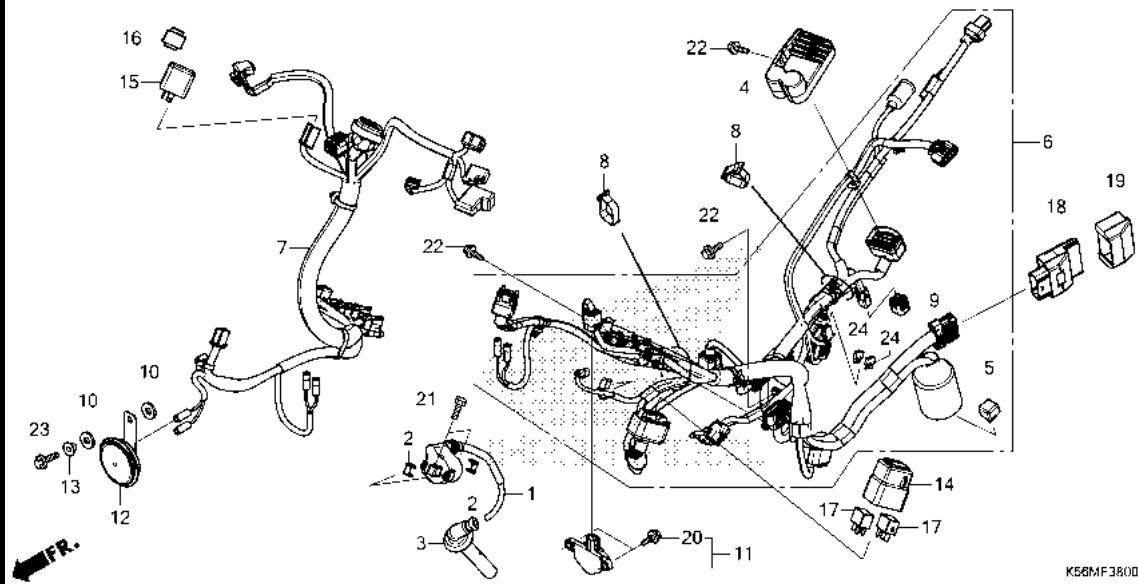
Ref. No.	L.O.N.	(Relative ref. Number) Description	F.R.T.
1	610100	BATTERY	0.2
2	6111F8	SUB HARNESS, BATTERY	1.0
3	615113	SWITCH, STARTER MAGNETIC	1.0
5	410185	BOX, BATTERY	1.0

Ref. No.	Part No.	Description	Reqd. QTY					Serial No.	Parts catalogue code
			H	J	K	L	N		
1	31500-KWN-901	BATTERY(YTZ6V)(YUASA)	1	1	1	-	-		
	31500-KWN-902	-	1	1	1	1		
2	32103-K56-N10	SUB HARNESS, BATTERY	1	1	1	1	1		
3	35850-K56-N01	SWITCH ASSY., STARTER MAGNETIC	1	1	1	1	1		
4	35856-K56-N00	RUBBER, MAGNETIC SHOCK	1	1	1	1	1		
5	50320-K56-N00	BOX COMP., BATTERY	1	1	1	1	1		
6	50330-K56-N10	COVER ASSY., BATTERY	1	1	1	1	1		
7	90116-KVB-900	BOLT, FLANGE, 6MM	1	1	1	1	1		
8	90132-K45-N00	SCREW, PAN, 6X18.5	1	1	1	1	1		
9	90305-GK8-000	NUT, CLIP, 6MM	1	1	1	1	1		
10	94050-06000	NUT, FLANGE, 6MM	2	2	2	2	2		
11	94050-06080	NUT, FLANGE, 6MM	1	1	1	1	1		
12	98200-41000	FUSE, MINI(10A)	4	4	4	4	4		
13	98200-42000	FUSE, MINI(20A)	2	2	2	2	2		

3

F-38

WIRE HARNESS(FS150FH/J/K/L)



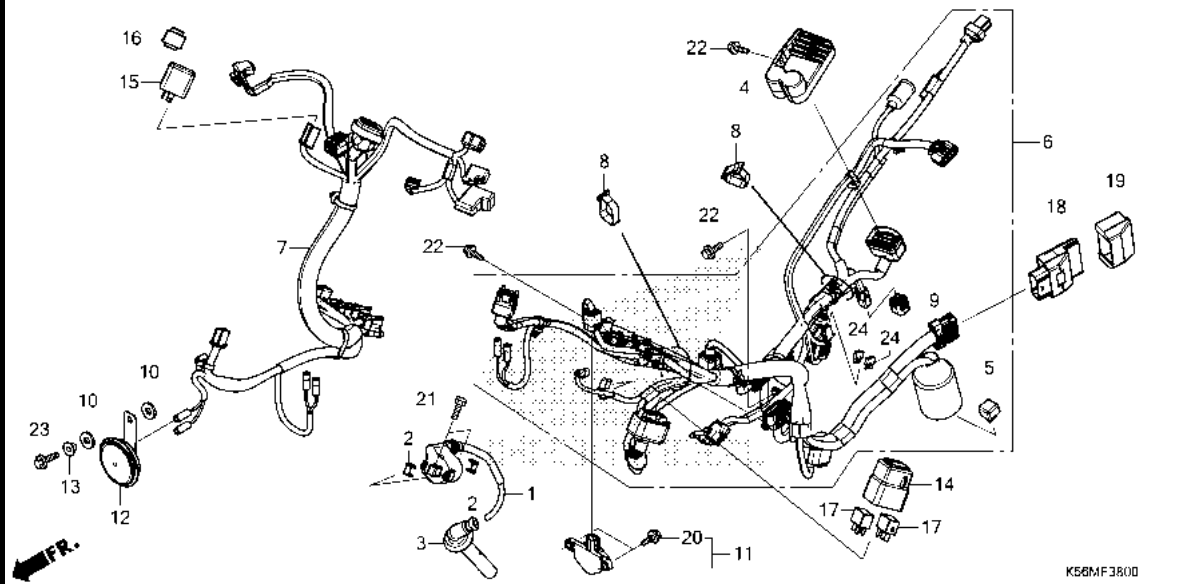
Ref. No.	L.O.N.	(Relative ref. Number) Description	F.R.T.
1	614105	COIL, IGNITION	0.9
3	6141E3	CAP, NOISE SUPPRESSOR	0.8
4	6131B2	RECTIFIER, REGULATE	0.9
5	6131B3	RECTIFIER, SILICON	0.8
6	611100	HARNESS, WIRE	1.7
7	6111D7	SUB HARNESS, FRONT	1.2
11	617125	SENSOR, BANK ANGLE	0.6
12	616169	HORN	0.6
15	6111C3	RELAY, WINKER	0.4
17	6111D9	RELAY, FAN CONTROL	0.6
	6111V3	RELAY, LIGHTING CUT	0.6
18	618135	ENGINE CONTROL MODULE(ECM) ...	0.9

Ref. No.	Part No.	Description	Reqd. QTY				Serial No.	Parts catalogue code
			H	J	K	L		
1	30510-K56-V01	COIL COMP., IGNITION.....	1	1	1	1	-	
2	30520-GFM-900	SPACER, IGNITION COIL.....	2	2	2	2	-	
3	30700-KY2-702	CAP ASSY., NOISE SUPPRESSOR..	1	1	1	1	-	
4	31600-K56-M01	RECTIFIER COMP., REGULATOR (SHINDENGEN)	1	1	1	-	-	
	31600-K0F-T01	RECTIFIER COMP., REGULATOR...	-	-	-	1	-	
5	31700-196-000	RECTIFIER COMP., SILICON.....	1	1	1	1	-	
6	32100-K56-M00	HARNESS, WIRE	1	1	1	-	-	
			-	-	-	-	-	KB201954 2MA
			-	-	-	-	-	KB203250 MA
	32100-K56-M01	-	-	-	1	-	KB201955 ----- 2MA
			-	-	-	-	-	KB203251 ----- MA
	32100-K56-M90	-	-	-	1	-	
7	32105-K56-M00	SUB HARNESS, FR.....	1	1	1	-	-	
	32105-K56-M90	-	-	-	1	-	
8	32161-404-000	BAND B1, WIRE	2	2	2	2	-	
9	32606-GEV-761	CAP, DUMMY(4P)(RED).....	1	1	1	1	-	
10	33714-KL3-620	RUBBER, TAILLIGHT BRACKET....	2	2	2	2	-	
11	35016-K56-N10	SET, BANK ANGLE SENSOR.....	1	1	1	1	-	
12	38110-MGZ-J01	HORN COMP.(HIGH).....	1	1	1	1	-	
13	38112-K41-N00	COLLAR, HORN SETTING.....	1	1	1	1	-	
14	38200-K56-N00	SUSPENSION, RELAY CASE(2P)...	1	1	1	1	-	
15	38301-KPH-881	RELAY COMP., WINKER(MITSUBA)...	1	1	1	1	-	
	38301-KZR-C01	RELAY COMP., WINKER(DENSO)...	1	1	1	1	-	
16	38306-GE7-000	SUSPENSION, WINKER RELAY.....	1	1	1	1	-	



F-38

WIRE HARNESS(FS150FH/J/K/L)



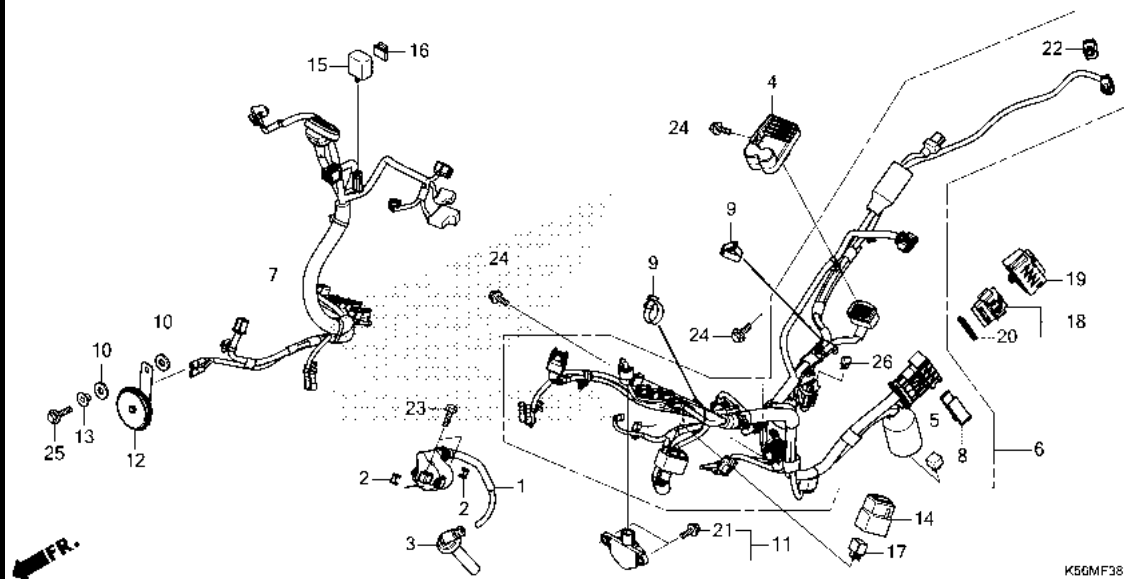
K58MF3800

Ref. No.	Part No.	Description	Reqd. QTY					Serial No.	Parts catalogue code
			H	J	K	L	N		
16)	38306-K03-T61	SUSPENSION, WINKER RELAY (DENSO)	1	1	1	1	-		
17	38501-KVZ-631	RELAY ASSY., POWER (MICRO ISO 4P)(MITSUBA)	2	2	2	2	-		
18	38770-K56-M01	PGM-FI UNIT	1	1	1	-	-		
	38770-K56-M91	-	-	-	1	-		
19	38771-KZL-930	SUSPENSION, ENGINE CONTROL UNIT	1	1	1	1	-		
20	90105-MCE-750	BOLT, FLANGE, 6X14	2	2	2	2	-		
21	92101-06020-4J	BOLT, HEX., 6X20	2	2	2	2	-		
22	95701-06014-00	BOLT, FLANGE, 6X14	3	3	3	3	-		
23	95701-06018-07	BOLT, FLANGE, 6X18	1	1	1	1	-		
24	98200-41000	FUSE, MINI(10A)	2	2	2	2	-		



F-38-1

WIRE HARNESS(FS150FN)



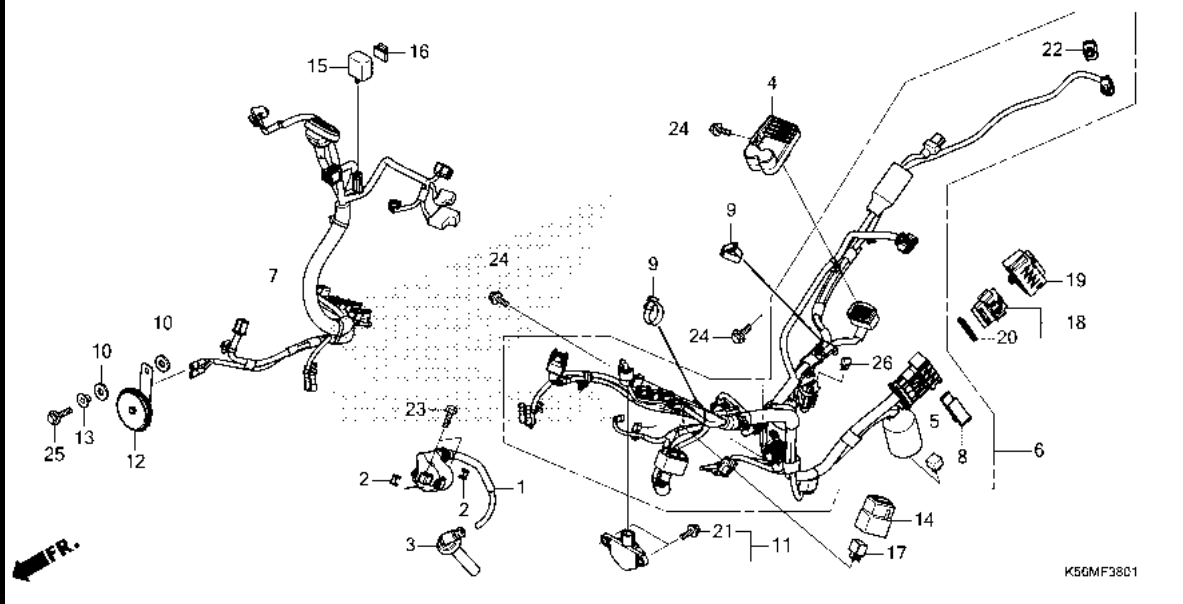
Ref. No.	L.O.N.	(Relative ref. Number) Description	F.R.T.
1	614105	COIL, IGNITION	0.9
3	6141E3	CAP, NOISE SUPPRESSOR	0.8
4	6131B2	RECTIFIER, REGULATE	0.9
5	6131B3	RECTIFIER, SILICON	0.8
6	611100	HARNESS, WIRE	1.7
7	6111D7	SUB HARNESS, FRONT	1.2
11	617125	SENSOR, BANK ANGLE	0.6
12	616169	HORN	0.6
15	6111C3	RELAY, WINKER	0.4
17	6111D9	RELAY, FAN CONTROL	0.6
18	618135	ENGINE CONTROL MODULE(ECM) ...	0.9

Ref. No.	Part No.	Description	Reqd. QTY				Serial No.	Parts catalogue code
			H	J	K	L		
1	30510-K56-V01	COIL COMP., IGNITION.....	-	-	-	-	1	
2	30520-GFM-900	SPACER, IGNITION COIL.....	-	-	-	-	2	
3	30700-KY2-702	CAP ASSY., NOISE SUPPRESSOR..	-	-	-	-	1	
4	31600-K0F-T01	RECTIFIER COMP., REGULATOR..	-	-	-	-	1	
5	31700-196-000	RECTIFIER COMP., SILICON.....	-	-	-	-	1	
6	32100-K3K-M00	HARNESS, WIRE	-	-	-	-	1	
7	32105-K56-M90	SUB HARNESS, FR.....	-	-	-	-	1	
8	32160-K76-T61	SLIDER	-	-	-	-	1	
9	32161-404-000	BAND B1, WIRE	-	-	-	-	2	
10	33714-KL3-620	RUBBER, TAILLIGHT BRACKET....	-	-	-	-	2	
11	35016-K56-N10	SET, BANK ANGLE SENSOR.....	-	-	-	-	1	
12	38110-K3K-M01	HORN COMP.(HIGH).....	-	-	-	-	1	
13	38117-KPH-880	COLLAR, HORN SETTING.....	-	-	-	-	1	
14	38200-K56-N00	SUSPENSION, RELAY CASE(2P)...	-	-	-	-	1	
15	38301-KPH-881	RELAY COMP., WINKER(MITSUBA)·	-	-	-	-	1	
16	38306-GE7-000	SUSPENSION, WINKER RELAY.....	-	-	-	-	1	
17	38501-KVZ-631	RELAY ASSY., POWER (MICRO ISO 4P)(MITSUBA)	-	-	-	-	1	
18	38770-K3K-M01	PGM-FI UNIT.....	-	-	-	-	1	
19	38771-K3K-M00	SUSPENSION, ENGINE CONTROL UNIT	-	-	-	-	1	
20	38775-K76-T61	SEAL, RING.....	-	-	-	-	1	
21	90105-MCE-750	BOLT, FLANGE, 6X14	-	-	-	-	2	
22	91771-MKG-D81	COUPLER, DUMMY(6P Ø25M).....	-	-	-	-	1	
23	92101-06020-4J	BOLT, HEX., 6X20	-	-	-	-	2	



F-38-1

WIRE HARNESS(FS150FN)

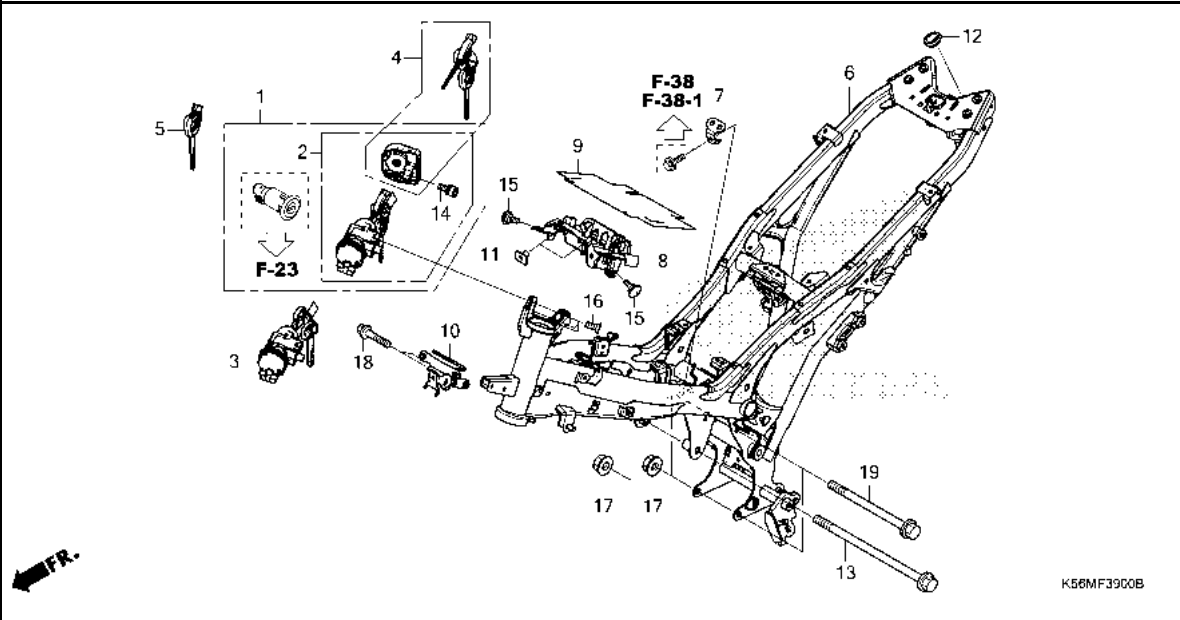


Ref. No.	Part No.	Description	Reqd. QTY					Serial No.	Parts catalogue code
			H	J	K	L	N		
24	95701-06014-00	BOLT, FLANGE, 6X14	-	-	-	-	3		
25	95701-06018-00	BOLT, FLANGE, 6X18	-	-	-	-	1		
26	98200-41000	FUSE, MINI(10A)	-	-	-	-	1		



F-39

FRAME BODY



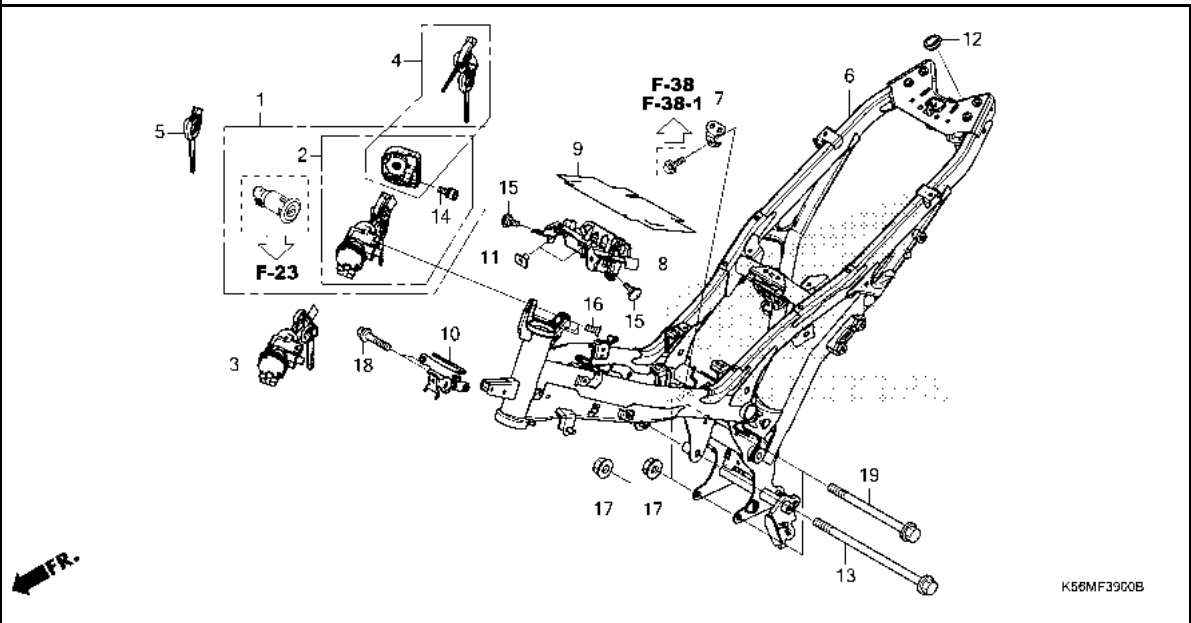
Ref. No.	L.O.N.	(Relative ref. Number) Description	F.R.T.
1	6151A1	KEY SET	2.6
2	615145	SWITCH, COMBINATION & LOCK ... (3)	1.9
4	6151A2	KEY, SHUTTER	1.8
6	410100	BODY, FRAME	5.6
8	4131NR	HOLDER, COUPLER	0.6
10	411105	STAY, FRONT COVER	0.6

Ref. No.	Part No.	Description	Reqd. QTY					Serial No.	Parts catalogue code
			H	J	K	L	N		
1	35010-K56-M00	KEY SET	1	1	1	-	-		
	35010-K56-M90	-	-	-	1	1		
2	35100-K56-M01	SWITCH ASSY., COMBINATION & LOCK	1	1	1	-	-		
	35100-K56-M91	-	-	-	1	1		
3	35101-K56-M01	SWITCH COMP., COMBINATION & LOCK	1	1	1	-	-		
	35101-K56-M91	-	-	-	1	1		
4	35110-K56-N11	SHUTTER, KEY	1	1	1	-	-		
	35110-K56-M91	-	-	-	1	1		
5	35121-K35-V00	KEY, BLANK	(1)	(1)	(1)	(1)	(1)		
6	50100-K56-M00	BODY COMP., FRAME	1	1	1	-	-		
	50100-K56-M90	-	-	-	1	-		
	50100-K3K-M00	-	-	-	-	1		
7	50201-K56-N10	STAY, HARNESS	1	1	1	1	1		
8	50202-K56-M00	HOLDER, COUPLER	1	1	1	1	1		
9	50203-K56-N10	COVER, COUPLER	1	1	1	1	1		
10	50310-K56-N10	STAY COMP., FR. TOP COVER	1	1	1	1	1		
11	61304-KWN-980	NUT, SPECIAL, 6X7	2	2	2	2	2		
12	83551-GE2-000	GROMMET, AIR CLEANER CASE	1	1	1	-	-		
13	90101-K28-910	BOLT, FLANGE, 10X155	1	1	1	1	1		
14	90111-MR5-000	BOLT, SOCKET, 5X9	1	1	1	1	1		
15	90115-KPP-900	SCREW, VISOR SPECIAL SETTING	2	2	2	2	2		
16	90164-KZL-A00	SCREW, U-LOCK FLAT, 6X12	3	3	3	3	3		
17	94050-10000	NUT, FLANGE, 10MM	3	3	3	3	3		



F-39

FRAME BODY



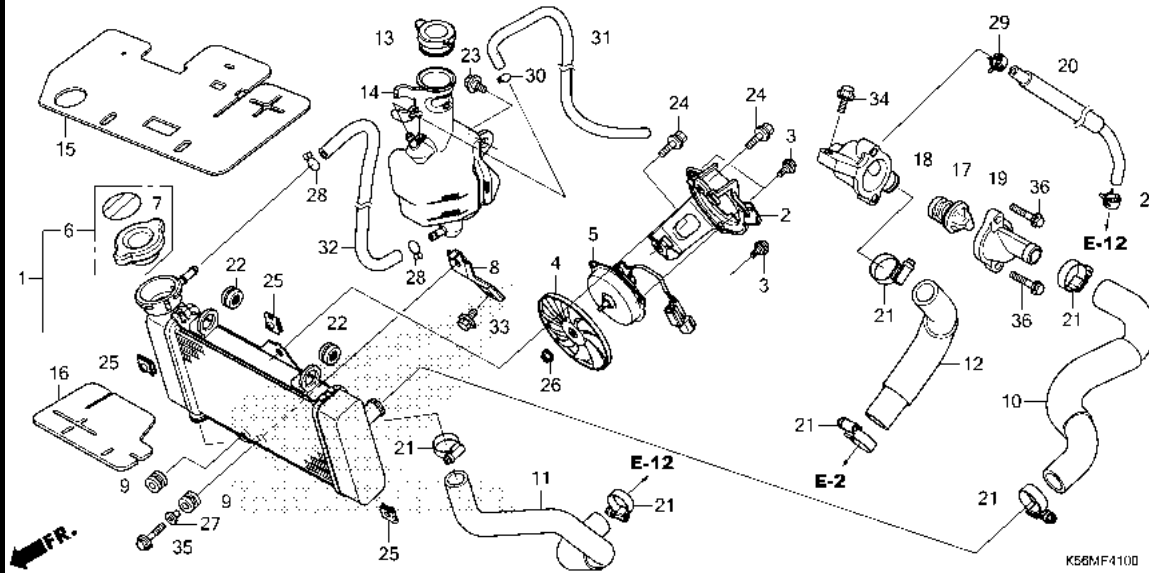
Ref. No.	Part No.	Description	Reqd. QTY					Serial No.	Parts catalogue code
			H	J	K	L	N		

18	95701-06030-08	BOLT, FLANGE, 6X30.....	2	2	2	2	2		
19	95701-10115-00	BOLT, FLANGE, 10X115.....	2	2	2	2	2		



F-41

RADIATOR



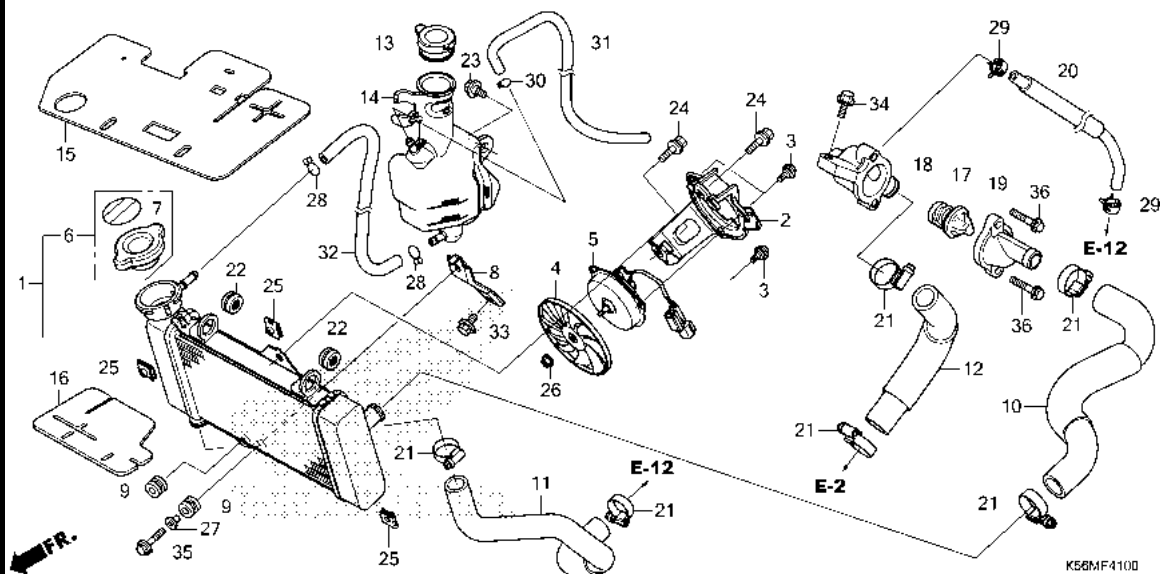
Ref. No.	L.O.N.	(Relative ref. Number) Description	F.R.T.
1	1151C3	RADIATOR	0.6
2	115125	SHROUD, RADIATOR	0.6
4	1151A6	FAN, COOLING	0.6
5	1151A7	MOTOR, FAN	0.7
6	1151B8	CAP, RADIATOR	0.2
10	115103	HOSE, RADIATOR :UPPER	0.8
11	115104	HOSE, RADIATOR :LOWER	0.5
12	1141C8	HOSE, THERMOBODY	0.8
14	115110	TANK, RADIATOR RESERVE	0.3
17	114116	THERMOSTAT	0.9
18	114117	CASE, THERMOSTAT	0.8
19	1141B3	COVER, THERMOSTAT	0.8
20	1141P7	TUBE, THERMOSTAT CASE	0.8
32	1151E5	TUBE, RADIATOR RESERVE TANK ..	0.3

Ref. No.	Part No.	Description	Reqd. QTY					Serial No.	Parts catalogue code
			H	J	K	L	N		
1	19010-K56-N01	RADIATOR COMP.	1	1	1	1	1		
2	19015-K56-N01	SHROUD COMP.	1	1	1	1	1		
3	19016-KEA-003	SCREW, PAN, 4X8.5	3	3	3	3	3		
4	19020-KPP-T01	FAN COMP., COOLING	1	1	1	1	1		
5	19030-K56-N01	MOTOR COMP., FAN	1	1	1	1	1		
6	19037-KVB-902	CAP COMP., RADIATOR(T.RAD) ...	1	1	1	1	1		
7	19046-KVB-902	LABEL, RADIATOR CAP(T.RAD) ...	1	1	1	1	1		
8	19050-K56-N10	STAY, RADIATOR LOWER	1	1	1	1	1		
9	19051-KGB-610	RUBBER, RADIATOR MOUNTING ...	2	2	2	2	2		
10	19061-K56-N00	HOSE, RADIATOR INLET	1	1	1	1	1		
11	19062-K56-N00	HOSE, RADIATOR OUTLET	1	1	1	1	1		
12	19063-K56-N00	HOSE, HEAD OUTLET	1	1	1	1	1		
13	19104-MB0-700	CAP, RESERVE TANK	1	1	1	1	1		
14	19110-K56-N10	TANK, RADIATOR RESERVE	1	1	1	1	1		
15	19125-K56-N10	RUBBER, HEAT GUARD	1	1	1	1	1		
16	19127-K56-N00	RUBBER, RADIATOR LOWER	1	1	1	1	1		
17	19300-K15-901	THERMOSTAT(NIPPON THERMOSTAT)	1	1	1	1	-		
	19300-K56-N01	THERMOSTAT	-	-	-	-	1		
18	19311-K56-V00	CASE COMP., THERMOSTAT	1	1	1	1	-		
	19311-K56-N00	-	-	-	-	1		
19	19315-KGH-900	COVER, THERMOSTAT	1	1	1	1	1		
20	19320-K56-N00	TUBE, BYPASS	1	1	1	1	1		
21	19505-K45-N00	CLAMP, WATER HOSE	6	6	6	6	6		
22	61304-415-000	RUBBER, HEADLIGHT CASE MOUNTING	2	2	2	2	2		



F-41

RADIATOR

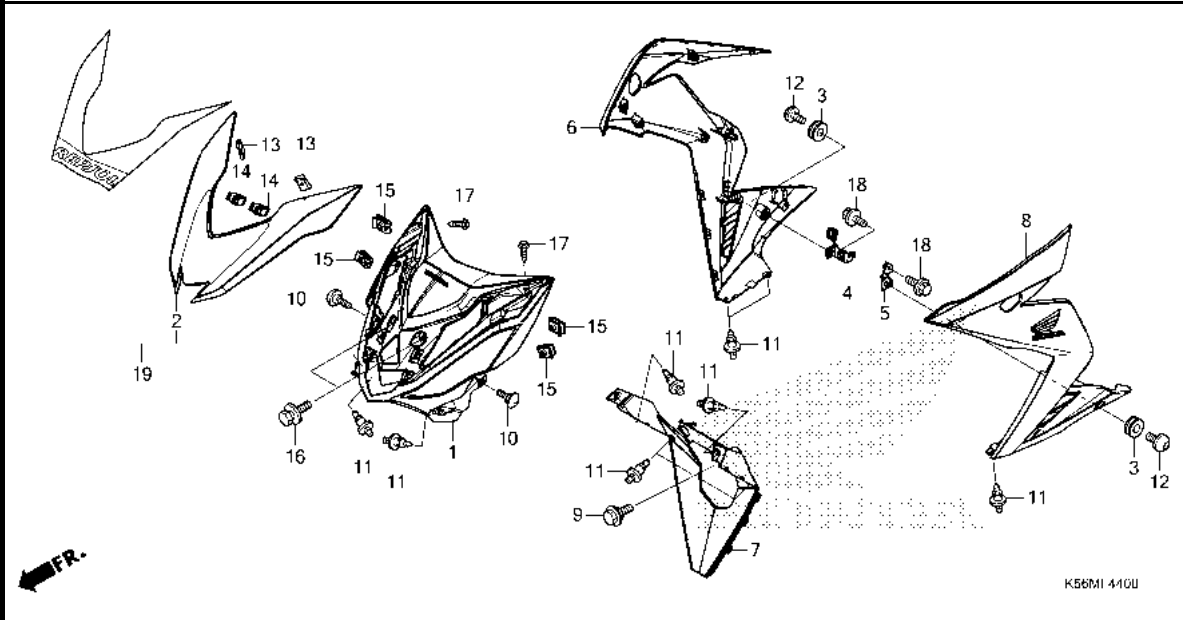


Ref. No.	Part No.	Description	Reqd. QTY					Serial No.	Parts catalogue code
			H	J	FS150F K	L	N		
23	90116-KVB-900	BOLT, FLANGE, 6MM	1	1	1	1	1		
24	90120-KCR-003	BOLT-WASHER, 6X16	2	2	2	2	2		
25	90201-KPR-901	NUT, CLIP, 6MM	3	3	3	3	3		
26	90315-MFL-003	NUT, FLANGE, 3MM	1	1	1	1	1		
27	90501-GR2-000	COLLAR, 6.2X11	1	1	1	1	1		
28	95002-02100	CLIP, TUBE(B10)	2	2	2	2	2		
29	95002-41050-08	CLAMP, TUBE(D10.5)	2	2	2	2	2		
30	95002-50000	CLIP, TUBE(C9)	1	1	1	1	1		
31	19108-K56-N10	TUBE, RESERVE TANK OVERFLOW ..	1	1	1	1	1		
32	95005-55370-20	TUBE, 5.3X370(95005-55001-20M)	1	1	1	1	1		
33	95701-06014-00	BOLT, FLANGE, 6X14	1	1	1	1	1		
34	95701-06016-00	BOLT, FLANGE, 6X16	1	1	1	1	1		
35	95701-06022-00	BOLT, FLANGE, 6X22	1	1	1	1	1		
36	96001-06025-00	BOLT, FLANGE, 6X25	2	2	2	2	2		

3

F-44

FRONT COVER/SIDE COVER



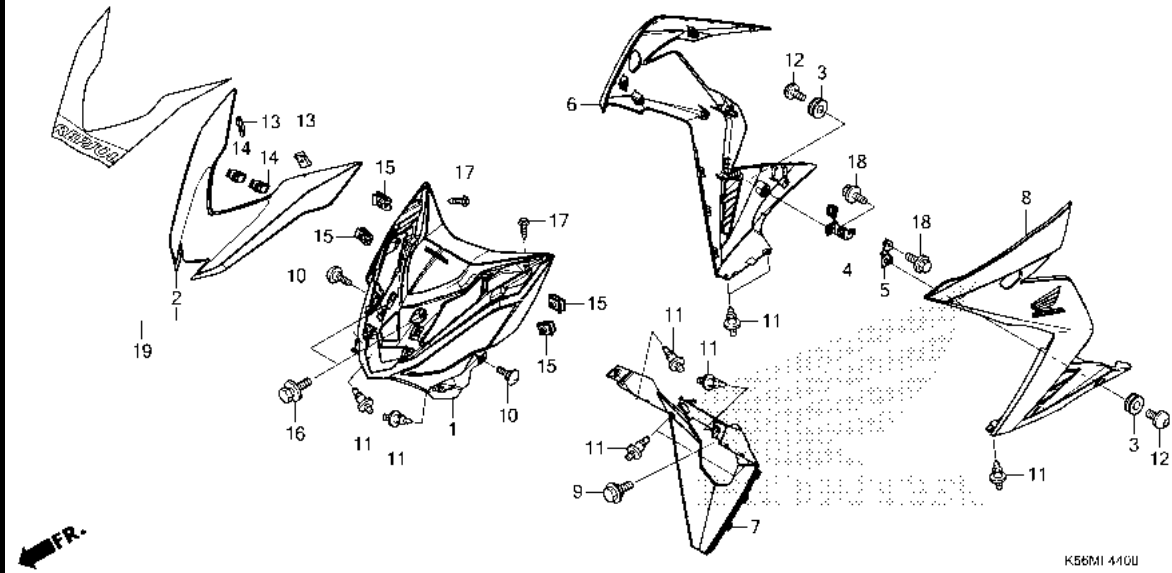
Ref. No.	L.O.N.	(Relative ref. Number) Description	F.R.T.
1	4111E3	COVER, FRONT	0.7
6	4111H9	COVER, SIDE :RIGHT	0.2
7	413130	COVER, FRONT LOWER	0.3
8	4111H8	COVER, SIDE :LEFT	0.2
	4111J0	COVER, SIDE :BOTH	0.4
19	(2)		
	413122	COVER, FRONT CENTER	0.5

Ref. No.	Part No.	Description	Reqd. QTY					Serial No.	Parts catalogue code
			H	J	K	L	N		
1	64300-K56-V00ZB	COVER SET, FR.(WL)							
		TYPE1.....	1	-	-	-	-	-----	2MA,MA
	64300-K56-V20ZB	*TYPE1*.....	1	-	-	-	-	-----	3MA
	64300-K56-M30ZA	*NH1*.....BLACK	-	1	1	1	1		
2	64301-K56-N10ZC	COVER, FR. TOP							
		*PB406M*MAT ION BLUE METALLIC	1	-	-	-	-	-----	3MA
	64301-K56-N10ZK	*NHB31M*							
		MAT CHARCOAL GRAY METALLIC	1	-	-	-	-	-----	3MA
	64301-K56-N10ZH	*R339M*.EUPHORIA RED METALLIC	1	-	-	-	-	-----	MA
3	64312-KWW-640	GROMMET, MAIN PIPE COVER.....	2	2	2	2	2		
4	64341-K56-N10	STAY, R. UNDER COVER.....	1	1	1	1	1		
5	64342-K56-N10	STAY, L. UNDER COVER.....	1	1	1	1	1		
6	64600-K56-M10ZA	COVER SET, R. SIDE(WL)							
		TYPE1.....	1	1	-	-	-	-----	2MA
	64600-K56-M20ZA	*TYPE2*.....	1	-	-	-	-	-----	3MA
	64600-K56-M20ZB	*TYPE1*.....	1	-	-	-	-	-----	3MA
	64600-K56-M00ZA	*TYPE1*.....	1	-	-	-	-	-----	MA
	64600-K56-M50ZA	*NHA96P*PEARL METALLOID WHITE	-	1	-	-	-	-----	3MA
	64600-K56-M30ZA	*TYPE2*.....	-	1	-	-	-	-----	MA
	64600-K56-M30ZB	*TYPE1*.....	-	1	-	-	-	-----	MA
	64600-K56-M70ZA	*YR308*.....LUMINOUS ORANGE	-	-	1	-	-	-----	2MA
	64600-K56-M60ZA	*TYPE3*.....	-	-	1	-	-	-----	MA
	64600-K56-M60ZB	*TYPE2*.....	-	-	1	-	-	-----	MA
	64600-K56-M60ZC	*TYPE1*.....	-	-	1	-	-	-----	MA
	64600-K56-MA0ZA	*YR308*.....LUMINOUS ORANGE	-	-	-	1	-	-----	2MA
	64600-K56-MB0ZA	*R331*.....VIVACITY RED	-	-	-	1	-	-----	3MA
	64600-K56-M90ZA	*TYPE2*.....	-	-	-	1	-	-----	MA
	64600-K56-M90ZB	*TYPE1*.....	-	-	-	1	-	-----	MA



F-44

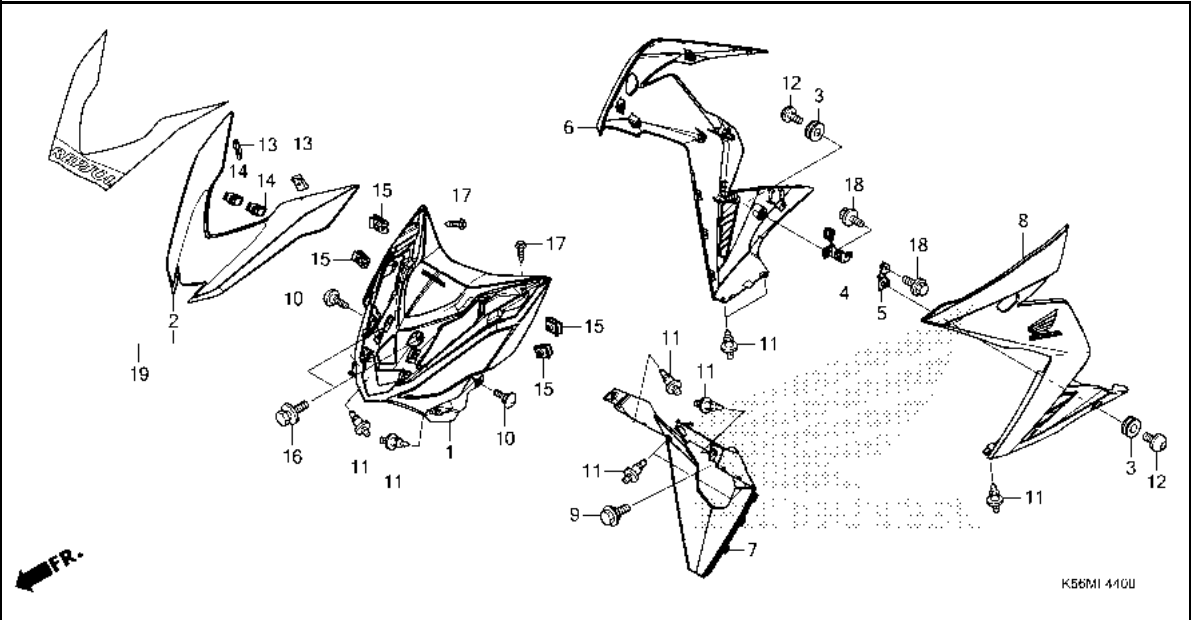
FRONT COVER/SIDE COVER



Ref. No.	Part No.	Description	Reqd. QTY					Serial No.	Parts catalogue code
			H	J	K	L	N		
(6)	64600-K3K-M00ZA	COVER SET, R. SIDE(WL)							
		TYPE4	-	-	-	-	1		
	64600-K3K-M00ZB	*TYPE3*	-	-	-	-	1		
	64600-K3K-M00ZC	*TYPE2*	-	-	-	-	1		
7	64630-K56-N10	COVER, LOWER	1	1	1	1	1		
8	64650-K56-M10ZA	COVER SET, L. SIDE(WL)							
		TYPE1	1	1	-	-	-	-----	2MA
	64650-K56-M20ZA	*TYPE2*	1	-	-	-	-	-----	3MA
	64650-K56-M20ZB	*TYPE1*	1	-	-	-	-	-----	3MA
	64650-K56-M00ZA	*TYPE1*	1	-	-	-	-	-----	MA
	64650-K56-M50ZA	*NHA96P*PEARL METALLOID WHITE	-	1	-	-	-	-----	3MA
	64650-K56-M30ZA	*TYPE2*	-	1	-	-	-	-----	MA
	64650-K56-M30ZB	*TYPE1*	-	1	-	-	-	-----	MA
	64650-K56-M70ZA	*YR308*.....LUMINOUS ORANGE	-	-	1	-	-	-----	2MA
	64650-K56-M60ZA	*TYPE3*	-	-	1	-	-	-----	MA
	64650-K56-M60ZB	*TYPE2*	-	-	1	-	-	-----	MA
	64650-K56-M60ZC	*TYPE1*	-	-	1	-	-	-----	MA
	64650-K56-MA0ZA	*YR308*.....LUMINOUS ORANGE	-	-	-	1	-	-----	2MA
	64650-K56-MB0ZA	*R331*.....VIVACITY RED	-	-	-	1	-	-----	3MA
	64650-K56-M90ZA	*TYPE2*	-	-	-	1	-	-----	MA
	64650-K56-M90ZB	*TYPE1*	-	-	-	1	-	-----	MA
	64650-K3K-M00ZA	*TYPE4*	-	-	-	-	1		
	64650-K3K-M00ZB	*TYPE3*	-	-	-	-	1		
	64650-K3K-M00ZC	*TYPE2*	-	-	-	-	1		
9	90111-162-000	BOLT, FLANGE, 6MM	1	1	1	1	1		
10	90115-KW7-900	SCREW, VISOR SPECIAL SETTING	2	2	2	2	2		
11	90116-SP0-003	CLIP, BUMPER SEAL	9	9	9	9	9		
12	90132-KPP-T00	SCREW, PAN, 6X10	2	2	2	2	2		

F-44

FRONT COVER/SIDE COVER



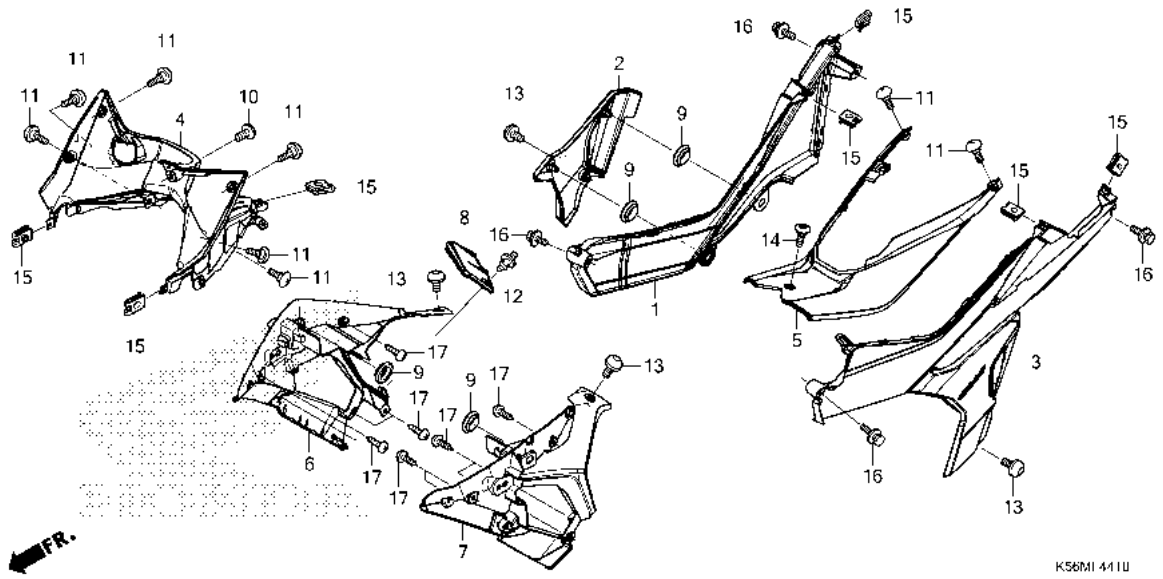
K56MI 410U

Ref. No.	Part No.	Description	Reqd. QTY					Serial No.	Parts catalogue code
			H	J	K	L	N		
13	90302-KWW-A00	NUT, SPRING, 4MM.....	2	2	2	2	2		
14	90666-SDA-A01	CLIP, SNAP FITTING(PO) (NATURAL)	2	2	2	2	2		
15	90677-KAN-T00	NUT, CLIP, 5MM.....	4	4	4	4	4		
16	93404-06012-08	BOLT-WASHER, 6X12.....	2	2	2	2	2		
17	93903-34480	SCREW, TAPPING, 4X16.....	2	2	2	2	2		
18	96001-06012-00	BOLT, FLANGE, 6X12.....	2	2	2	2	2		
19	64310-K56-M10ZA	COVER SET, FR. TOP(WL)	1	1	1	-	-	-----	2MA
	64310-K56-M50ZA	*TYPE1*.....	-	1	-	-	-	-----	3MA
	64310-K56-M30ZA	*TYPE2*.....	-	1	-	-	-	-----	MA
	64310-K56-M30ZB	*TYPE1*.....	-	1	-	-	-	-----	MA
	64310-K56-M60ZA	*TYPE3*.....	-	-	1	-	-	-----	MA
	64310-K56-M60ZB	*TYPE2*.....	-	-	1	-	-	-----	MA
	64310-K56-M60ZC	*TYPE1*.....	-	-	1	-	-	-----	MA
	64310-K56-MA0ZA	*R331*.....VIVACITY RED	-	-	-	1	-	-----	2MA
	64310-K56-MB0ZA	*R331*.....VIVACITY RED	-	-	-	1	-	-----	3MA
	64310-K56-M90ZA	*TYPE2*.....	-	-	-	1	-	-----	MA
	64310-K56-M90ZB	*TYPE1*.....	-	-	-	1	-	-----	MA
	64310-K3K-M00ZA	*TYPE4*.....	-	-	-	-	1	-----	
	64310-K3K-M00ZB	*TYPE3*.....	-	-	-	-	1	-----	
	64310-K3K-M00ZC	*TYPE2*.....	-	-	-	-	1	-----	



F-44-10

MAIN PIPE COVER



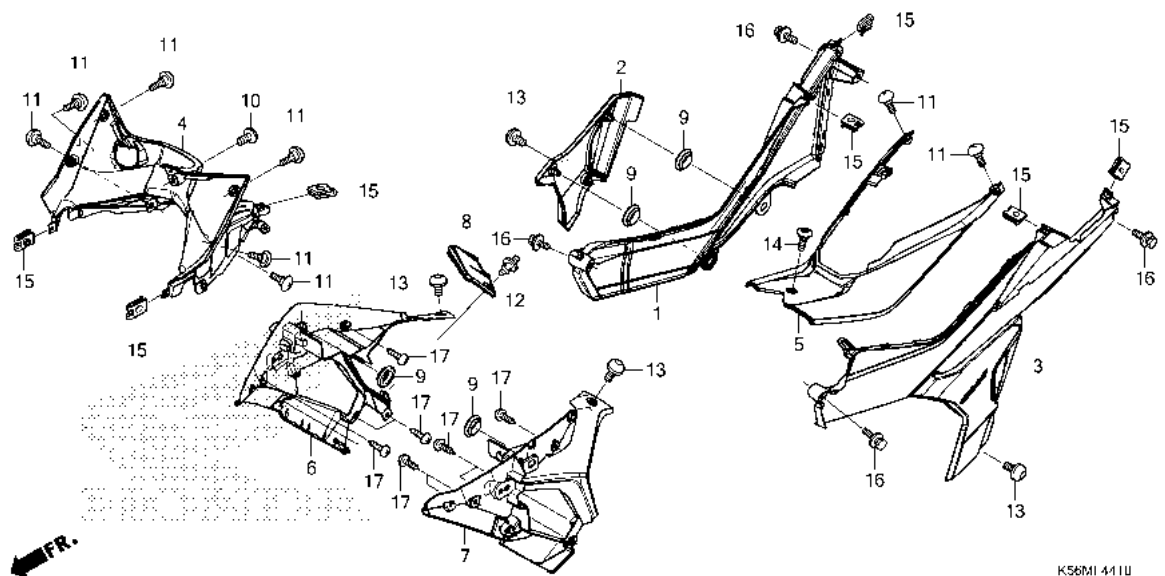
Ref. No.	L.O.N.	(Relative ref. Number) Description	F.R.T.
1	4101C2	COVER, PIVOT PLATE :RIGHT	0.6
2	413185	COVER, MAINTENANCE	0.1
3	4101C1	COVER, PIVOT PLATE :LEFT	0.6
	4101M5	COVER, PIVOT PLATE :BOTH	0.7
4	4131JP	COVER, MAIN PIPE	0.5
5	4131R6	COVER, BODY :CENTER	0.2
6	4131S9	COVER, MAIN PIPE SIDE :RIGHT ..	0.2
7	4131S8	COVER, MAIN PIPE SIDE :LEFT ..	0.2
	4131T0	COVER, MAIN PIPE SIDE :BOTH ..	0.4
8	1151H8	COVER, RADIATOR RESERVE TANK ..	0.1

Ref. No.	Part No.	Description	Reqd. QTY					Serial No.	Parts catalogue code
			H	J	K	L	N		
1	50606-K56-N10	COVER, R. PIVOT	1	1	1	1	1		
2	50607-K56-N10	COVER, BATTERY MAINTENANCE ...	1	1	1	1	1		
3	50706-K56-N10	COVER, L. PIVOT	1	1	1	-	-		
			-	-	-	1	-	----- LB321353 2MA	
			-	-	-	1	-	----- LB334954 3MA	
			-	-	-	1	-	----- LB359956 MA	
	50706-K56-M90	-	-	-	1	-	LB321354 ----- 2MA	
			-	-	-	1	-	LB334955 ----- 3MA	
			-	-	-	1	-	LB359957 ----- MA	
4	64320-K56-V00ZA	COVER, FR. MAIN PIPE							
		NH1.....BLACK	1	-	1	-	1	-----	2MA, 4MA, MA
	64320-K56-V20ZB	*R371R*.....BARBARESCO RED R	1	-	-	-	-	-----	3MA
	64320-K56-V00ZA	*NH1*.....BLACK			1	-	1		
5	64325-K56-N10	COVER, RR. MAIN PIPE	1	1	1	1	1		
6	64510-K56-M00	COVER, R. MAIN PIPE SIDE	1	1	1	-	-		
	64510-K56-M90	-	-	-	1	1		
7	64520-K56-M00	COVER, L. MAIN PIPE SIDE	1	1	1	-	-		
	64520-K56-M90	-	-	-	1	1		
8	64615-K56-N10	COVER, RESERVE TANK							
		MAINTENANCE	1	1	1	1	1		
9	83551-GE2-000	GROMMET, AIR CLEANER CASE	4	4	4	4	4		
10	90107-KGH-600	SCREW, 6X12	1	1	1	1	1		
11	90115-KW7-900	SCREW, VISOR SPECIAL SETTING ..	8	8	8	8	8		
12	90116-SP0-003	CLIP, BUMPER SEAL	1	1	1	1	1		
13	90132-KPP-T00	SCREW, PAN, 6X10	4	4	4	4	4		
14	90132-MJE-D40	SCREW, PAN, 5X14	1	1	1	1	1		

3

F-44-10

MAIN PIPE COVER

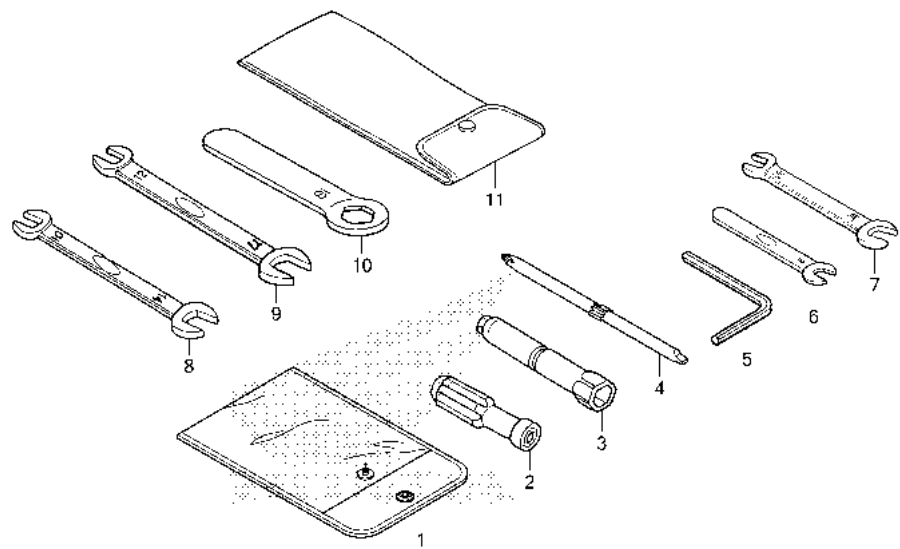


Ref. No.	Part No.	Description	Reqd. QTY					Serial No.	Parts catalogue code
			H	J	K	L	N		
15	90677-KAN-T00	NUT, CLIP, 5MM.....	7	7	7	7	7		
16	93404-05012-08	BOLT-WASHER, 5X12.....	4	4	4	4	4		
17	93903-35310	SCREW, TAPPING, 5X16.....	10	10	10	10	10		



F-48

TOOLS



K56MF4800

Ref. L.O.N. (Relative ref. Number) F.R.T.
No. Description

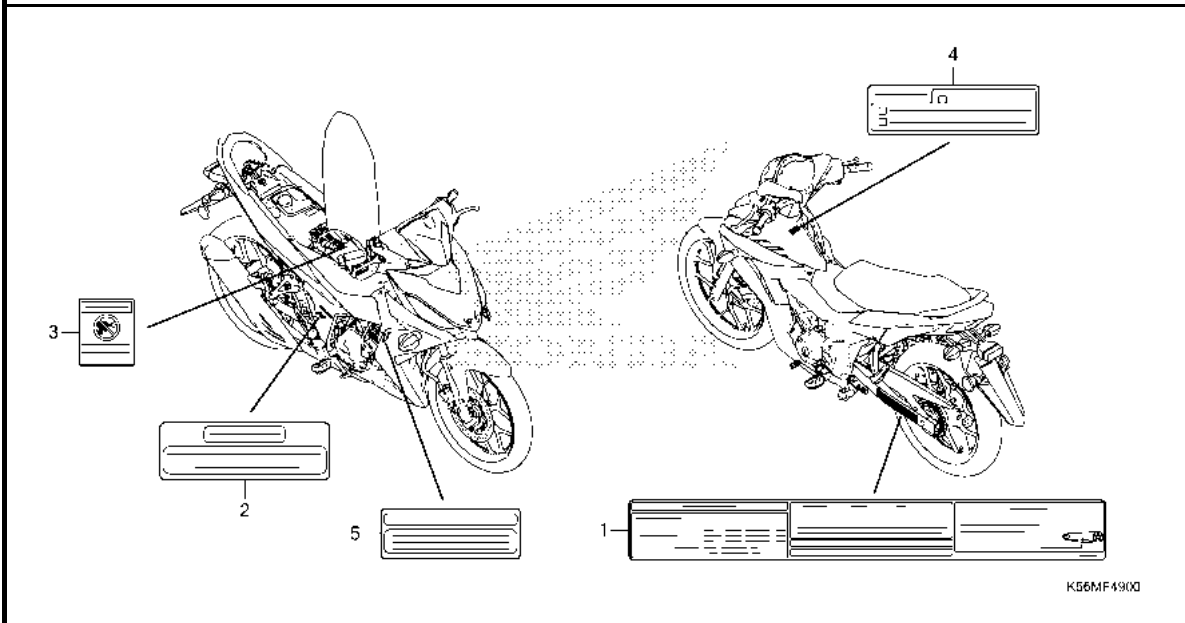
NO INFORMATION

Ref. No.	Part No.	Description	Reqd. QTY					Serial No.	Parts catalogue code
			H	J	FS150F K	L	N		
1	83642-171-000	BAG, OWNERS MANUAL	1	1	1	1	1		
2	89103-538-000	GRIP	1	1	1	1	1		
3	89216-KPP-900	WRENCH, SPARK PLUG	1	1	1	1	1		
4	89102-538-000	DRIVER, SCREW(NO.2 + -)	1	1	1	1	1		
5	89221-MGZ-J00	WRENCH, HEX., 5MM	1	1	1	1	1		
6	99001-08000	SPANNER, 8	(1)	(1)	(1)	(1)	(1)		
7	99001-10120	SPANNER, 10X12	(1)	(1)	(1)	(1)	(1)		
8	99001-10140	SPANNER, 10X14	1	1	1	1	1		
9	99001-12170	SPANNER, 12X17	(1)	(1)	(1)	(1)	(1)		
10	99006-19000	WRENCH, EYE, 19MM	(1)	(1)	(1)	(1)	(1)		
11	99008-01600	BAG, TOOL, 160MM	1	1	1	1	1		



F-49

CAUTION LABEL



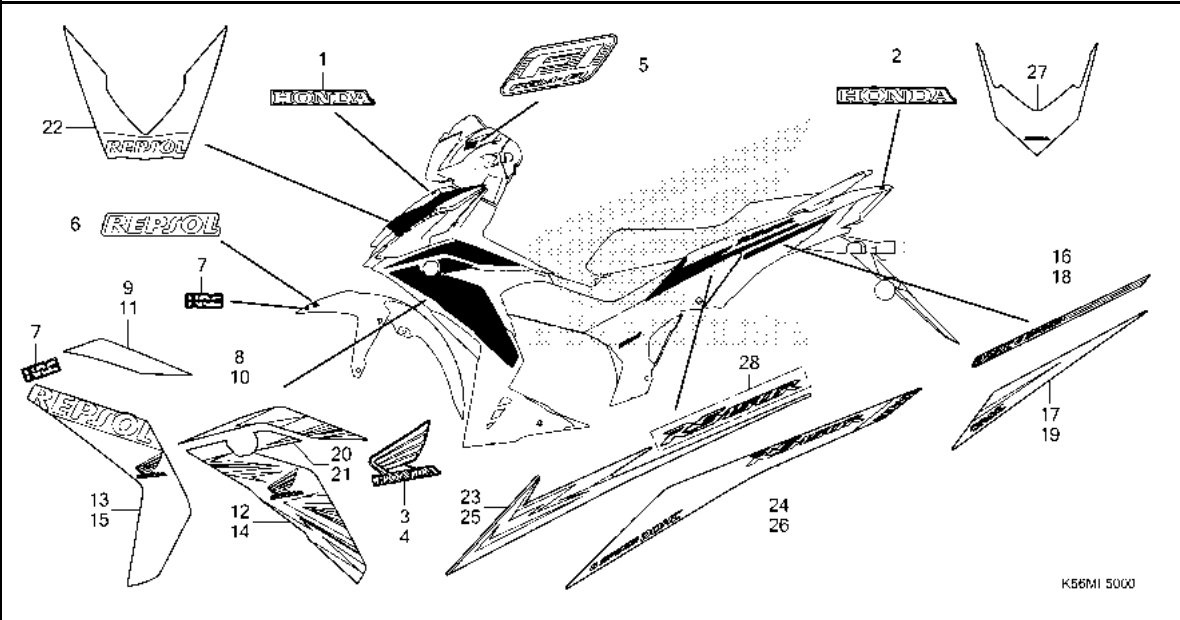
Ref. No.	L.O.N. (Relative ref. Number)	Description	F.R.T.
		NO INFORMATION	

Ref. No.	Part No.	Description	Reqd. QTY					Serial No.	Parts catalogue code
			H	J	K	L	N		
1	87505-K56-M00	LABEL, TIRE & DRIVE CHAIN	1	1	1	1	-		
	87505-K2P-M10	-	-	-	-	1		
2	87506-KGH-970	MARK, BATTERY CAUTION	1	1	1	1	1		
3	87509-KWP-900	LABEL, AIR CLEANER ELEMENT							
		NOTICE	1	1	1	1	1		
4	87560-KVB-860	LABEL, DRIVE CAUTION	1	1	1	1	1		
5	87503-KVB-860	LABEL, COOLANT INFORMATION ...	1	1	1	1	1		



F-50

MARK/STRIPE(FS150FH/FS150FJ-2MA)



Ref. No.	L.O.N.	(Relative ref. Number) Description	F.R.T.
NO INFORMATION			

K56MI 5000

Ref. No.	Part No.	Description	Reqd. QTY					Serial No.	Parts catalogue code
			H	J	K	L	N		
1	86101-K56-V00ZB	MARK, HONDA(60MM)							
		TYPE1	1	-	-	-	-	2MA, MA	
	86101-K56-V00ZA	*TYPE2*	1	-	-	-	-	3MA	
	86101-K56-V00ZB	*TYPE1*	-	1	-	-	-	2MA	
2	86102-K56-M00ZA	MARK, HONDA(60MM)							
		TYPE3	1	-	-	-	-	3MA	
	86102-K56-M00ZB	*TYPE2*	1	-	-	-	-	3MA	
	86102-K56-M00ZC	*TYPE1*	1	-	-	-	-	MA	
3	86201-K56-M20ZA	MARK, R. WING(70MM)							
		TYPE2	1	-	-	-	-	3MA	
	86201-K56-M20ZB	*TYPE1*	1	-	-	-	-	3MA	
4	86202-K56-M20ZA	MARK, L. WING(70MM)							
		TYPE2	1	-	-	-	-	3MA	
	86202-K56-M20ZB	*TYPE1*	1	-	-	-	-	3MA	
5	86531-KYZ-710ZA	MARK(FI)							
		TYPE1	1	-	-	-	-		
			-	1	-	-	-	2MA	
6	86613-K56-N20ZA	MARK, REPSOL(88MM)							
		TYPE1	1	1	-	-	-	2MA	
7	86615-K56-N20	MARK, HRC(70MM)	3	3	-	-	-	2MA	
8	86641-K56-M00ZA	STRIPE A, R. SIDE COVER							
		TYPE1	1	-	-	-	-	MA	
9	86641-K56-M10ZA	STRIPE A, R. SIDE COVER							
		TYPE1	1	1	-	-	-	2MA	
10	86642-K56-M00ZA	STRIPE A, L. SIDE COVER							
		TYPE1	1	-	-	-	-	MA	



F-50

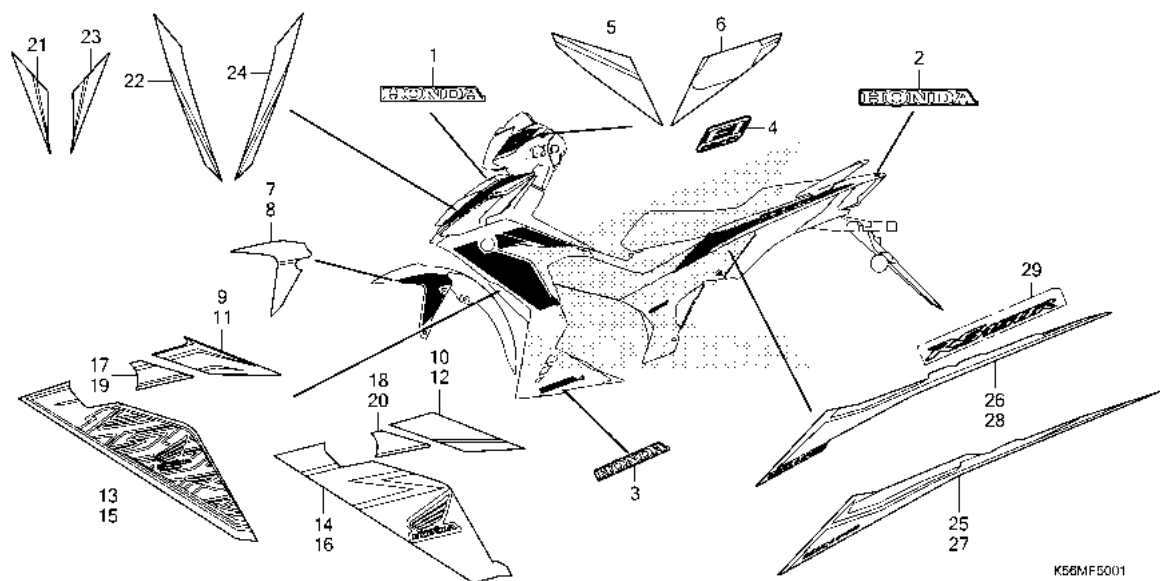
MARK/STRIPE(FS150FH/FS150FJ-2MA)

Ref. No.	Part No.	Description	Reqd. QTY					Serial No.	Parts catalogue code
			H	J	FS150F K	L	N		
11	86642-K56-M10ZA	STRIPE A, L. SIDE COVER *TYPE1*.....	1	1	-	-	-	----- 2MA	
12	86643-K56-M00ZA	STRIPE B, R. SIDE COVER *TYPE1*.....	1	-	-	-	-	----- MA	
13	86643-K56-M10ZA	STRIPE B, R. SIDE COVER *TYPE1*.....	1	1	-	-	-	----- 2MA	
14	86644-K56-M00ZA	STRIPE B, L. SIDE COVER *TYPE1*.....	1	-	-	-	-	----- MA	
15	86644-K56-M10ZA	STRIPE B, L. SIDE COVER *TYPE1*.....	1	1	-	-	-	----- 2MA	
16	86645-K56-M00ZA	STRIPE, R. RR. BODY COVER *TYPE1*.....	1	-	-	-	-	----- 3MA,MA	
17	86645-K56-M10ZA	STRIPE, R. RR. BODY COVER *TYPE1*.....	1	1	-	-	-	----- 2MA	
18	86646-K56-M00ZA	STRIPE, L. RR. BODY COVER *TYPE1*.....	1	-	-	-	-	----- 3MA,MA	
19	86646-K56-M10ZA	STRIPE, L. RR. BODY COVER *TYPE1*.....	1	1	-	-	-	----- 2MA	
20	86647-K56-M00ZA	STRIPE C, R. SIDE COVER *TYPE1*.....	1	-	-	-	-	----- MA	
21	86648-K56-M00ZA	STRIPE C, L. SIDE COVER *TYPE1*.....	1	-	-	-	-	----- MA	
22	86649-K56-M10ZA	STRIPE, FR. TOP COVER *TYPE1*.....	1	1	-	-	-	----- 2MA	
23	86831-K56-M00ZA	STRIPE, R. TAIL COVER *TYPE1*.....	1	-	-	-	-	----- MA	
24	86831-K56-M10ZA	STRIPE, R. TAIL COVER *TYPE1*.....	1	1	-	-	-	----- 2MA	
25	86832-K56-M00ZA	STRIPE, L. TAIL COVER *TYPE1*.....	1	-	-	-	-	----- MA	
26	86832-K56-M10ZA	STRIPE, L. TAIL COVER *TYPE1*.....	1	1	-	-	-	----- 2MA	
27	86833-K56-M10ZA	STRIPE, TAIL COVER *TYPE1*.....	1	1	-	-	-	----- 2MA	
28	86861-K56-M00ZA	EMBLEM(RS150R) *TYPE1*.....	2	-	-	-	-	----- 3MA,MA	



F-50-1

MARK/STRIPE(FS150FJ-3MA,MA)



Ref. No. L.O.N. (Relative ref. Number) Description F.R.T.

NO INFORMATION

Ref. No.	Part No.	Description	Reqd. QTY					Serial No.	Parts catalogue code
			H	J	K	L	N		
1	86101-K56-V00ZB	MARK, HONDA(60MM) *TYPE1*.....	-	1	-	-	-	----- 3MA,MA	
2	86102-K56-M30ZB	MARK, HONDA(60MM) *TYPE1*.....	-	1	-	-	-	----- 3MA,MA	
3	86103-K56-M50ZA	MARK, HONDA(115MM) *TYPE1*.....	-	2	-	-	-	----- 3MA	
4	86531-KYZ-710ZA	MARK(FI) *TYPE1*.....	-	1	-	-	-	----- 3MA,MA	
5	86532-K56-M50ZA	STRIPE, R. HANDLE TOP COVER *TYPE1*.....	-	1	-	-	-	----- 3MA	
6	86533-K56-M50ZA	STRIPE, L. HANDLE TOP COVER *TYPE1*.....	-	1	-	-	-	----- 3MA	
7	86611-K56-M50ZA	STRIPE, R. FR. FENDER(A) *TYPE1*.....	-	1	-	-	-	----- 3MA	
8	86612-K56-M50ZA	STRIPE, L. FR. FENDER(A) *TYPE1*.....	-	1	-	-	-	----- 3MA	
9	86641-K56-M30ZA	STRIPE A, R. SIDE COVER *TYPE2*.....	-	1	-	-	-	----- MA	
	86641-K56-M30ZB	*TYPE1*.....	-	1	-	-	-	----- MA	
10	86641-K56-M50ZA	STRIPE A, R. SIDE COVER *TYPE1*.....	-	1	-	-	-	----- 3MA	
11	86642-K56-M30ZA	STRIPE A, L. SIDE COVER *TYPE2*.....	-	1	-	-	-	----- MA	
	86642-K56-M30ZB	*TYPE1*.....	-	1	-	-	-	----- MA	
12	86642-K56-M50ZA	STRIPE A, L. SIDE COVER *TYPE1*.....	-	1	-	-	-	----- 3MA	

F-50-1

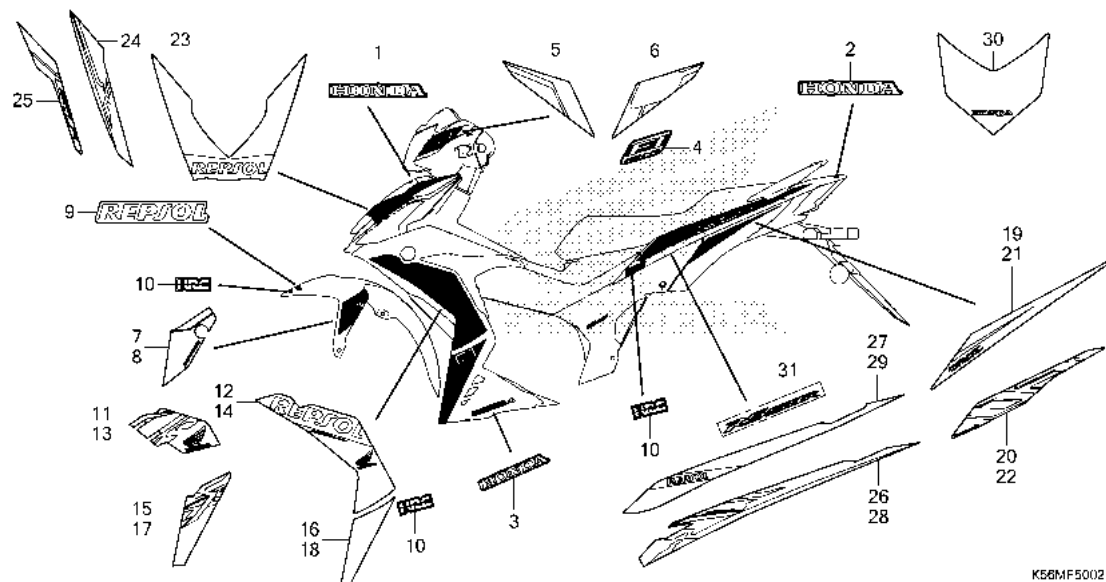
MARK/STRIPE(FS150FJ-3MA,MA)

Ref. No.	Part No.	Description	Reqd. QTY					Serial No.	Parts catalogue code
			H	J	FS150F K	L	N		
13	86643-K56-M30ZA	STRIPE B, R. SIDE COVER							
		TYPE2	-	1	-	-	-	-----	MA
	86643-K56-M30ZB	*TYPE1*	-	1	-	-	-	-----	MA
14	86643-K56-M50ZA	STRIPE B, R. SIDE COVER							
		TYPE1	-	1	-	-	-	-----	3MA
15	86644-K56-M30ZA	STRIPE B, L. SIDE COVER							
		TYPE2	-	1	-	-	-	-----	MA
	86644-K56-M30ZB	*TYPE1*	-	1	-	-	-	-----	MA
16	86644-K56-M50ZA	STRIPE B, L. SIDE COVER							
		TYPE1	-	1	-	-	-	-----	3MA
17	86647-K56-M30ZA	STRIPE C, R. SIDE COVER							
		TYPE2	-	1	-	-	-	-----	MA
	86647-K56-M30ZB	*TYPE1*	-	1	-	-	-	-----	MA
18	86647-K56-M50ZA	STRIPE C, R. SIDE COVER							
		TYPE1	-	1	-	-	-	-----	3MA
19	86648-K56-M30ZA	STRIPE C, L. SIDE COVER							
		TYPE2	-	1	-	-	-	-----	MA
	86648-K56-M30ZB	*TYPE1*	-	1	-	-	-	-----	MA
20	86648-K56-M50ZA	STRIPE C, L. SIDE COVER							
		TYPE1	-	1	-	-	-	-----	3MA
21	86651-K56-M30ZA	STRIPE, R. FR. TOP COVER							
		TYPE2	-	1	-	-	-	-----	MA
	86651-K56-M30ZB	*TYPE1*	-	1	-	-	-	-----	MA
22	86651-K56-M50ZA	STRIPE, R. FR. TOP COVER							
		TYPE1	-	1	-	-	-	-----	3MA
23	86652-K56-M30ZA	STRIPE, L. FR. TOP COVER							
		TYPE2	-	1	-	-	-	-----	MA
	86652-K56-M30ZB	*TYPE1*	-	1	-	-	-	-----	MA
24	86652-K56-M50ZA	STRIPE, L. FR. TOP COVER							
		TYPE1	-	1	-	-	-	-----	3MA
25	86831-K56-M30ZA	STRIPE, R. TAIL COVER							
		TYPE2	-	1	-	-	-	-----	MA
	86831-K56-M30ZB	*TYPE1*	-	1	-	-	-	-----	MA
26	86831-K56-M50ZA	STRIPE, R. TAIL COVER							
		TYPE1	-	1	-	-	-	-----	3MA
27	86832-K56-M30ZA	STRIPE, L. TAIL COVER							
		TYPE2	-	1	-	-	-	-----	MA
	86832-K56-M30ZB	*TYPE1*	-	1	-	-	-	-----	MA
28	86832-K56-M50ZA	STRIPE, L. TAIL COVER							
		TYPE1	-	1	-	-	-	-----	3MA
29	86861-K56-M00ZA	EMBLEM(RS150R)							
		TYPE1	-	2	-	-	-	-----	3MA,MA



F-50-2

MARK/STRIPE(FS150FK)



Ref. No. L.O.N. (Relative ref. Number) Description F.R.T.

NO INFORMATION

Ref. No.	Part No.	Description	Reqd. QTY					Serial No.	Parts catalogue code
			H	J	K	L	N		
1	86101-K56-V00ZB	MARK, HONDA(60MM) *TYPE1*.....	-	-	1	-	-		
2	86102-K56-M60ZA	MARK, HONDA(60MM) *TYPE3*.....	-	-	1	-	-	MA	
	86102-K56-M60ZB	*TYPE2*.....	-	-	1	-	-	MA	
	86102-K56-M60ZC	*TYPE1*.....	-	-	1	-	-	MA	
3	86103-K56-M70ZA	MARK, HONDA(115MM) *TYPE1*.....	-	-	2	-	-	2MA	
4	86531-KYZ-710ZA	MARK(FI) *TYPE1*.....	-	-	1	-	-		
5	86532-K56-M60ZA	STRIPE, R. HANDLE TOP COVER *TYPE3*.....	-	-	1	-	-	MA	
	86532-K56-M60ZB	*TYPE2*.....	-	-	1	-	-	MA	
	86532-K56-M60ZC	*TYPE1*.....	-	-	1	-	-	MA	
6	86533-K56-M60ZA	STRIPE, L. HANDLE TOP COVER *TYPE3*.....	-	-	1	-	-	MA	
	86533-K56-M60ZB	*TYPE2*.....	-	-	1	-	-	MA	
	86533-K56-M60ZC	*TYPE1*.....	-	-	1	-	-	MA	
7	86611-K56-M60ZA	STRIPE, R. FR. FENDER(A) *TYPE3*.....	-	-	1	-	-	MA	
	86611-K56-M60ZB	*TYPE2*.....	-	-	1	-	-	MA	
	86611-K56-M60ZC	*TYPE1*.....	-	-	1	-	-	MA	
8	86612-K56-M60ZA	STRIPE, L. FR. FENDER(A) *TYPE3*.....	-	-	1	-	-	MA	
	86612-K56-M60ZB	*TYPE2*.....	-	-	1	-	-	MA	
	86612-K56-M60ZC	*TYPE1*.....	-	-	1	-	-	MA	
9	86613-K56-N20ZA	MARK, REPSOL(88MM) *TYPE1*.....	-	-	1	-	-	2MA	

F-50-2

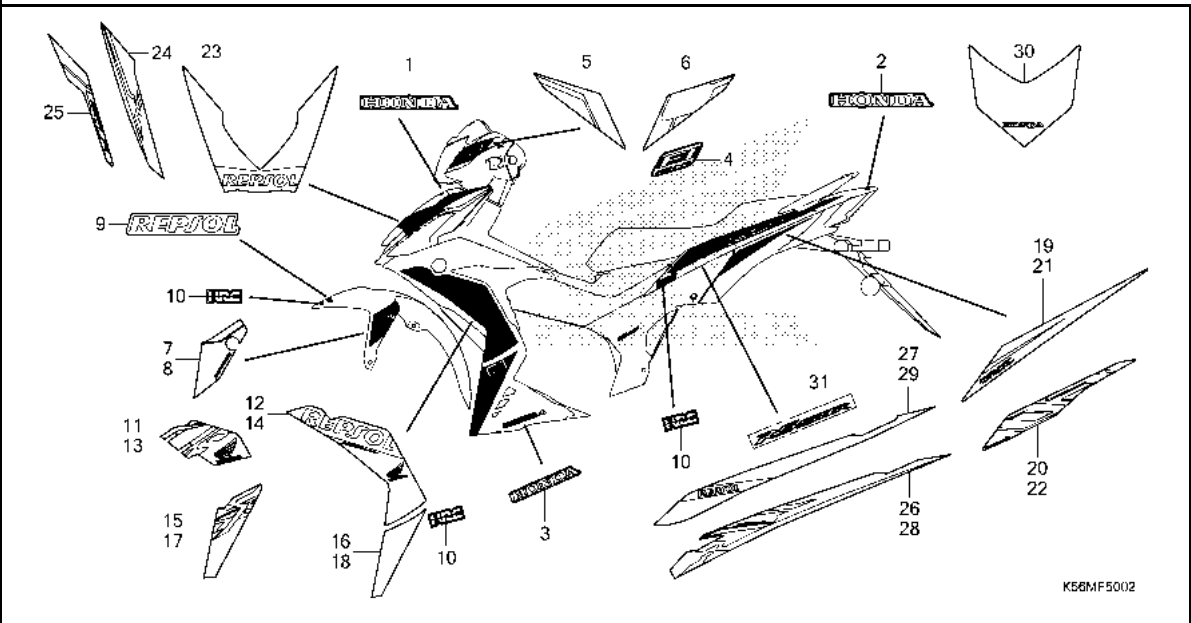
MARK/STRIPE(FS150FK)

Ref. No.	Part No.	Description	Reqd. QTY					Serial No.	Parts catalogue code
			H	J	FS150F K	L	N		
10	86615-K56-N20	MARK, HRC(70MM).....	-	-	5	-	-	-----	2MA
11	86641-K56-M60ZA	STRIPE A, R. SIDE COVER							
		TYPE3.....	-	-	1	-	-	-----	MA
	86641-K56-M60ZB	*TYPE2*.....	-	-	1	-	-	-----	MA
	86641-K56-M60ZC	*TYPE1*.....	-	-	1	-	-	-----	MA
12	86641-K56-M70ZA	STRIPE A, R. SIDE COVER							
		TYPE1.....	-	-	1	-	-	-----	2MA
13	86642-K56-M60ZA	STRIPE A, L. SIDE COVER							
		TYPE3.....	-	-	1	-	-	-----	MA
	86642-K56-M60ZB	*TYPE2*.....	-	-	1	-	-	-----	MA
	86642-K56-M60ZC	*TYPE1*.....	-	-	1	-	-	-----	MA
14	86642-K56-M70ZA	STRIPE A, L. SIDE COVER							
		TYPE1.....	-	-	1	-	-	-----	2MA
15	86643-K56-M60ZA	STRIPE B, R. SIDE COVER							
		TYPE3.....	-	-	1	-	-	-----	MA
	86643-K56-M60ZB	*TYPE2*.....	-	-	1	-	-	-----	MA
	86643-K56-M60ZC	*TYPE1*.....	-	-	1	-	-	-----	MA
16	86643-K56-M70ZA	STRIPE B, R. SIDE COVER							
		TYPE1.....	-	-	1	-	-	-----	2MA
17	86644-K56-M60ZA	STRIPE B, L. SIDE COVER							
		TYPE3.....	-	-	1	-	-	-----	MA
	86644-K56-M60ZB	*TYPE2*.....	-	-	1	-	-	-----	MA
	86644-K56-M60ZC	*TYPE1*.....	-	-	1	-	-	-----	MA
18	86644-K56-M70ZA	STRIPE B, L. SIDE COVER							
		TYPE1.....	-	-	1	-	-	-----	2MA
19	86645-K56-M10ZA	STRIPE, R. RR. BODY COVER							
		TYPE1.....	-	-	1	-	-	-----	2MA
20	86645-K56-M60ZA	STRIPE, R. RR. BODY COVER							
		TYPE3.....	-	-	1	-	-	-----	MA
	86645-K56-M60ZB	*TYPE2*.....	-	-	1	-	-	-----	MA
	86645-K56-M60ZC	*TYPE1*.....	-	-	1	-	-	-----	MA
21	86646-K56-M10ZA	STRIPE, L. RR. BODY COVER							
		TYPE1.....	-	-	1	-	-	-----	2MA
22	86646-K56-M60ZA	STRIPE, L. RR. BODY COVER							
		TYPE3.....	-	-	1	-	-	-----	MA
	86646-K56-M60ZB	*TYPE2*.....	-	-	1	-	-	-----	MA
	86646-K56-M60ZC	*TYPE1*.....	-	-	1	-	-	-----	MA
23	86649-K56-M10ZA	STRIPE, FR. TOP COVER							
		TYPE1.....	-	-	1	-	-	-----	2MA
24	86651-K56-M60ZA	STRIPE A, FR. TOP COVER							
		TYPE3.....	-	-	1	-	-	-----	MA
		(R. SIDE ONLY)	-	-	1	-	-	-----	MA
	86651-K56-M60ZB	*TYPE2*.....	-	-	1	-	-	-----	MA
		(R. SIDE ONLY)	-	-	1	-	-	-----	MA
	86651-K56-M60ZC	*TYPE1*.....	-	-	1	-	-	-----	MA
		(R. SIDE ONLY)	-	-	1	-	-	-----	MA
25	86652-K56-M60ZA	STRIPE B, FR. TOP COVER							
		TYPE3.....	-	-	1	-	-	-----	MA
		(R. SIDE ONLY)	-	-	1	-	-	-----	MA
	86652-K56-M60ZB	*TYPE2*.....	-	-	1	-	-	-----	MA
		(R. SIDE ONLY)	-	-	1	-	-	-----	MA
	86652-K56-M60ZC	*TYPE1*.....	-	-	1	-	-	-----	MA
		(R. SIDE ONLY)	-	-	1	-	-	-----	MA



F-50-2

MARK/STRIPE(FS150FK)



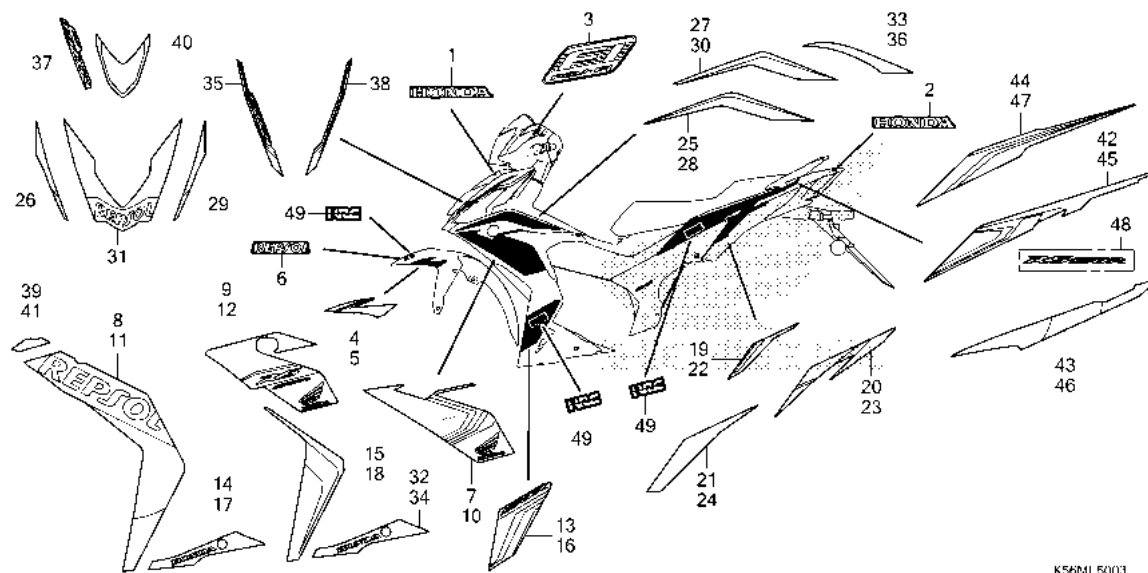
K56MF5002

Ref. No.	Part No.	Description	Reqd. QTY					Serial No.	Parts catalogue code
			H	J	K	L	N		
26	86831-K56-M60ZA	STRIPE, R. TAIL COVER			1				
		TYPE3	-	-	1	-	-	-----	MA
	86831-K56-M60ZB	*TYPE2*	-	-	1	-	-	-----	MA
	86831-K56-M60ZC	*TYPE1*	-	-	1	-	-	-----	MA
27	86831-K56-M70ZA	STRIPE, R. TAIL COVER			1				
		TYPE1	-	-	1	-	-	-----	2MA
28	86832-K56-M60ZA	STRIPE, L. TAIL COVER			1				
		TYPE3	-	-	1	-	-	-----	MA
	86832-K56-M60ZB	*TYPE2*	-	-	1	-	-	-----	MA
	86832-K56-M60ZC	*TYPE1*	-	-	1	-	-	-----	MA
29	86832-K56-M70ZA	STRIPE, L. TAIL COVER			1				
		TYPE1	-	-	1	-	-	-----	2MA
30	86833-K56-M70ZA	STRIPE, TAIL COVER			1				
		TYPE1	-	-	1	-	-	-----	2MA
31	86861-K56-M00ZA	EMBLEM(RS150R)			2				
		TYPE1	-	-	2	-	-		



F-50-3

MARK/STRIPE(FS150FL)



K56MI 5003

Ref. L.O.N. (Relative ref. Number) F.R.T.
No. Description

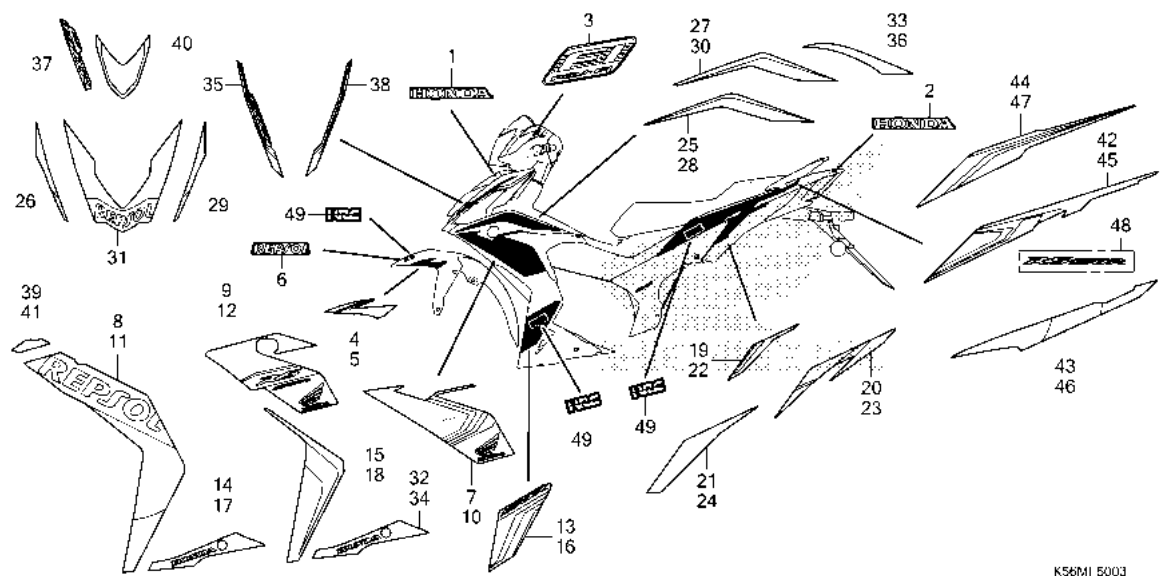
NO INFORMATION

Ref. No.	Part No.	Description	Reqd. QTY					Serial No.	Parts catalogue code
			H	J	K	L	N		
1	86101-K56-V00ZB	MARK, HONDA(60MM) *TYPE1*.....	-	-	-	1	-		
2	86102-K56-M90ZA	MARK, HONDA(60MM) *TYPE4*.....	-	-	-	1	-	----- 2MA	
	86102-K56-M90ZB	*TYPE3*.....	-	-	-	1	-	----- 3MA	
	86102-K56-M90ZC	*TYPE2*.....	-	-	-	1	-	----- MA	
	86102-K56-M90ZD	*TYPE1*.....	-	-	-	1	-	----- MA	
3	86531-K56-M90ZA	MARK(FI) *TYPE1*.....	-	-	-	1	-		
4	86611-K56-M90ZA	STRIPE A, R. FR. FENDER *TYPE2*.....	-	-	-	1	-	----- MA	
	86611-K56-M90ZB	*TYPE1*.....	-	-	-	1	-	----- MA	
5	86612-K56-M90ZA	STRIPE A, L. FR. FENDER *TYPE2*.....	-	-	-	1	-	----- MA	
	86612-K56-M90ZB	*TYPE1*.....	-	-	-	1	-	----- MA	
6	86613-K56-MA0ZA	MARK, REPSOL(88MM) *TYPE1*.....	-	-	-	1	-	----- 2MA	
7	86641-K56-M90ZA	STRIPE A, R. SIDE COVER *TYPE2*.....	-	-	-	1	-	----- MA	
	86641-K56-M90ZB	*TYPE1*.....	-	-	-	1	-	----- MA	
8	86641-K56-MA0ZA	STRIPE A, R. SIDE COVER *TYPE1*.....	-	-	-	1	-	----- 2MA	
9	86641-K56-MB0ZA	STRIPE A, R. SIDE COVER *TYPE1*.....	-	-	-	1	-	----- 3MA	
10	86642-K56-M90ZA	STRIPE A, L. SIDE COVER *TYPE2*.....	-	-	-	1	-	----- MA	
	86642-K56-M90ZB	*TYPE1*.....	-	-	-	1	-	----- MA	



F-50-3

MARK/STRIPE(FS150FL)



K56MI 5003

Ref. No.	Part No.	Description	Reqd. QTY					Serial No.	Parts catalogue code
			H	J	K	L	N		
11	86642-K56-MA0ZA	STRIPE A, L. SIDE COVER *TYPE1*	-	-	-	1	-	----- 2MA	
12	86642-K56-MB0ZA	STRIPE A, L. SIDE COVER *TYPE1*	-	-	-	1	-	----- 3MA	
13	86643-K56-M90ZA	STRIPE B, R. SIDE COVER *TYPE2*	-	-	-	1	-	----- MA	
	86643-K56-M90ZB	*TYPE1*	-	-	-	1	-	----- MA	
14	86643-K56-MA0ZA	STRIPE B, R. SIDE COVER *TYPE1*	-	-	-	1	-	----- 2MA	
15	86643-K56-MB0ZA	STRIPE B, R. SIDE COVER *TYPE1*	-	-	-	1	-	----- 3MA	
16	86644-K56-M90ZA	STRIPE B, L. SIDE COVER *TYPE2*	-	-	-	1	-	----- MA	
	86644-K56-M90ZB	*TYPE1*	-	-	-	1	-	----- MA	
17	86644-K56-MA0ZA	STRIPE B, L. SIDE COVER *TYPE1*	-	-	-	1	-	----- 2MA	
18	86644-K56-MB0ZA	STRIPE B, L. SIDE COVER *TYPE1*	-	-	-	1	-	----- 3MA	
19	86645-K56-M90ZA	STRIPE, R. RR. BODY COVER *TYPE2*	-	-	-	1	-	----- MA	
	86645-K56-M90ZB	*TYPE1*	-	-	-	1	-	----- MA	
20	86645-K56-MA0ZA	STRIPE A, R. RR. BODY COVER *TYPE1*	-	-	-	1	-	----- 2MA	
21	86645-K56-MB0ZA	STRIPE, R. RR. BODY COVER *TYPE1*	-	-	-	1	-	----- 3MA	
22	86646-K56-M90ZA	STRIPE, L. RR. BODY COVER *TYPE2*	-	-	-	1	-	----- MA	

3

F-50-3

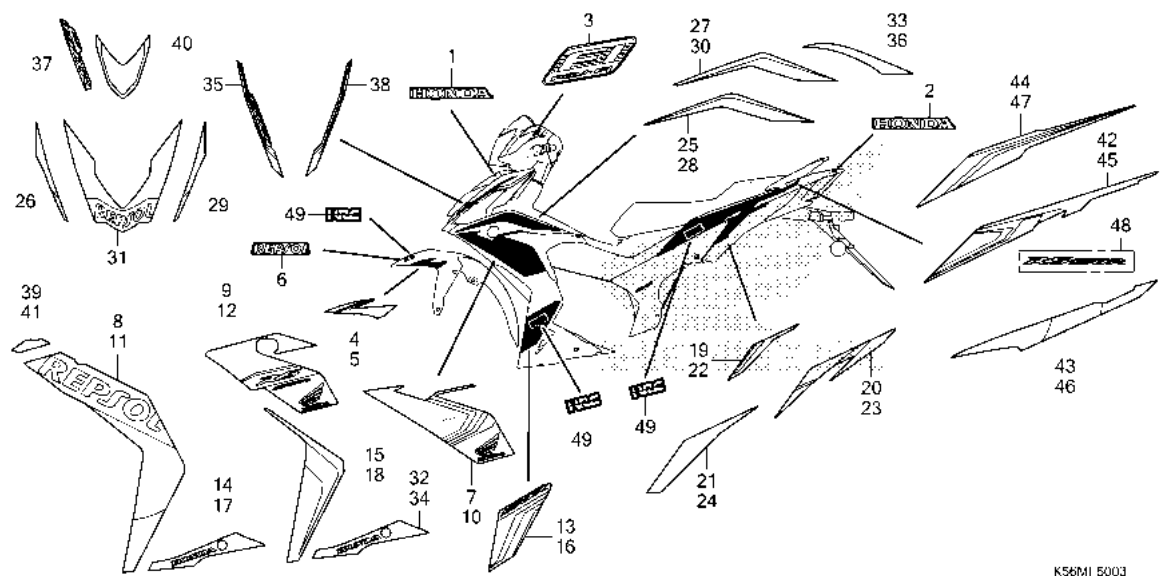
MARK/STRIPE(FS150FL)

Ref. No.	Part No.	Description	Reqd. QTY					Serial No.	Parts catalogue code
			H	J	K	L	N		
22)	86646-K56-M90ZB	STRIPE, L. RR. BODY COVER				1		MA	
		TYPE1.....	-	-	-	1		MA	
23	86646-K56-MA0ZA	STRIPE A, L. RR. BODY COVER				1		2MA	
		TYPE1.....	-	-	-	1		2MA	
24	86646-K56-MB0ZA	STRIPE, L. RR. BODY COVER				1		3MA	
		TYPE1.....	-	-	-	1		3MA	
25	86647-K56-M90ZA	STRIPE C, R. SIDE COVER				1		MA	
		TYPE2.....	-	-	-	1		MA	
	86647-K56-M90ZB	*TYPE1*.....	-	-	-	1		MA	
26	86647-K56-MA0ZA	STRIPE A, FR. TOP COVER				1		2MA	
		TYPE1.....	-	-	-	1		2MA	
27	86647-K56-MB0ZA	STRIPE C, R. SIDE COVER				1		3MA	
		TYPE1.....	-	-	-	1		3MA	
28	86648-K56-M90ZA	STRIPE C, L. SIDE COVER				1		MA	
		TYPE2.....	-	-	-	1		MA	
	86648-K56-M90ZB	*TYPE1*.....	-	-	-	1		MA	
29	86648-K56-MA0ZA	STRIPE B, FR. TOP COVER				1		2MA	
		TYPE1.....	-	-	-	1		2MA	
30	86648-K56-MB0ZA	STRIPE C, L. SIDE COVER				1		3MA	
		TYPE1.....	-	-	-	1		3MA	
31	86649-K56-MA0ZA	STRIPE, FR. TOP COVER				1		2MA	
		TYPE1.....	-	-	-	1		2MA	
32	86649-K56-MB0ZA	STRIPE D, R. SIDE COVER				1		3MA	
		TYPE1.....	-	-	-	1		3MA	
33	86650-K56-MA0ZA	STRIPE C, R. SIDE COVER				1		2MA	
		TYPE1.....	-	-	-	1		2MA	
34	86650-K56-MB0ZA	STRIPE D, L. SIDE COVER				1		3MA	
		TYPE1.....	-	-	-	1		3MA	
35	86651-K56-M90ZA	STRIPE, R. FR. TOP COVER				1		MA	
		TYPE2.....	-	-	-	1		MA	
	86651-K56-M90ZB	*TYPE1*.....	-	-	-	1		MA	
36	86651-K56-MA0ZA	STRIPE C, L. SIDE COVER				1		2MA	
		TYPE1.....	-	-	-	1		2MA	
37	86651-K56-MB0ZA	MARK(RS150R)				1		3MA	
		TYPE1.....	-	-	-	1		3MA	
38	86652-K56-M90ZA	STRIPE, L. FR. TOP COVER				1		MA	
		TYPE2.....	-	-	-	1		MA	
	86652-K56-M90ZB	*TYPE1*.....	-	-	-	1		MA	
39	86652-K56-MA0ZA	STRIPE D, R. SIDE COVER				1		2MA	
		TYPE1.....	-	-	-	1		2MA	
40	86652-K56-MB0ZA	STRIPE, FR. TOP COVER				1		3MA	
		TYPE1.....	-	-	-	1		3MA	
41	86653-K56-MA0ZA	STRIPE D, L. SIDE COVER				1		2MA	
		TYPE1.....	-	-	-	1		2MA	
42	86831-K56-M90ZA	STRIPE, R. TAIL COVER				1		MA	
		TYPE2.....	-	-	-	1		MA	
	86831-K56-M90ZB	*TYPE1*.....	-	-	-	1		MA	
43	86831-K56-MA0ZA	STRIPE, R. TAIL COVER				1		2MA	
		TYPE1.....	-	-	-	1		2MA	
44	86831-K56-MB0ZA	STRIPE, R. TAIL COVER				1		3MA	
		TYPE1.....	-	-	-	1		3MA	
45	86832-K56-M90ZA	STRIPE, L. TAIL COVER				1		MA	
		TYPE2.....	-	-	-	1		MA	
	86832-K56-M90ZB	*TYPE1*.....	-	-	-	1		MA	



F-50-3

MARK/STRIPE(FS150FL)



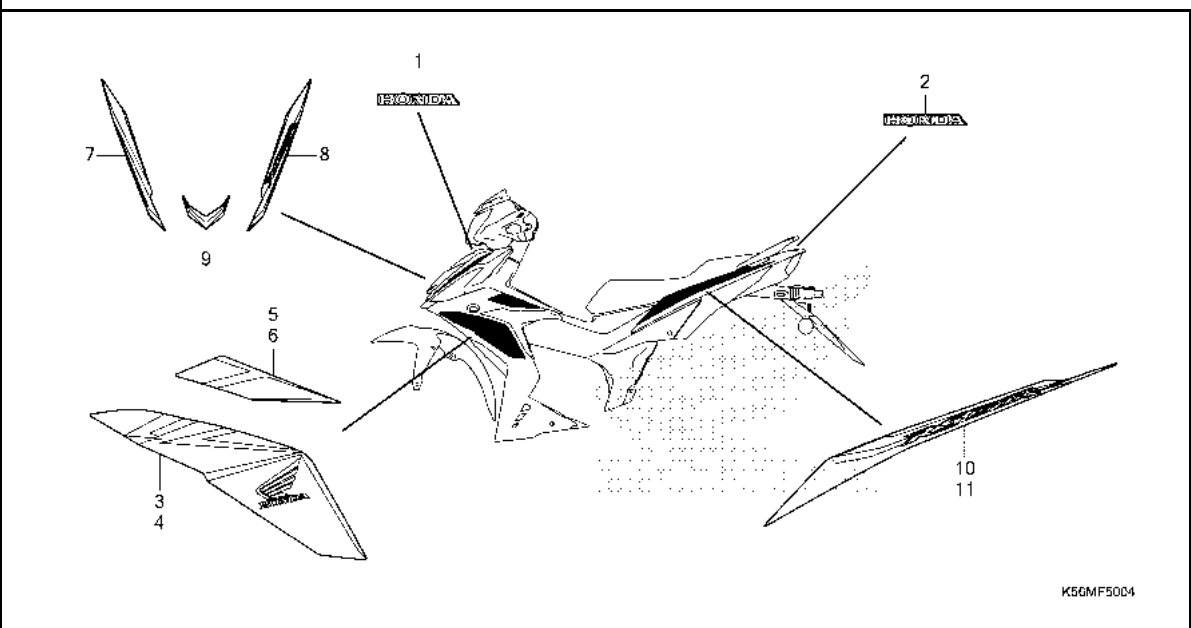
K56MI 5003

Ref. No.	Part No.	Description	Reqd. QTY					Serial No.	Parts catalogue code
			H	J	K	L	N		
46	86832-K56-MA0ZA	STRIPE, L. TAIL COVER *TYPE1*	-	-	-	1	-	----- 2MA	
47	86832-K56-MB0ZA	STRIPE, L. TAIL COVER *TYPE1*	-	-	-	1	-	----- 3MA	
48	86861-K56-M00ZA	EMBLEM(RS150R) *TYPE1*	-	-	-	2	-	----- 2MA	
49	86615-K56-N20	MARK, HRC(70MM)	-	-	-	5	-	----- 2MA	



F-50-4

MARK/STRIPE(FS150FN)



Ref. No.	L.O.N.	(Relative ref. Number) Description	F.R.T.
----------	--------	------------------------------------	--------

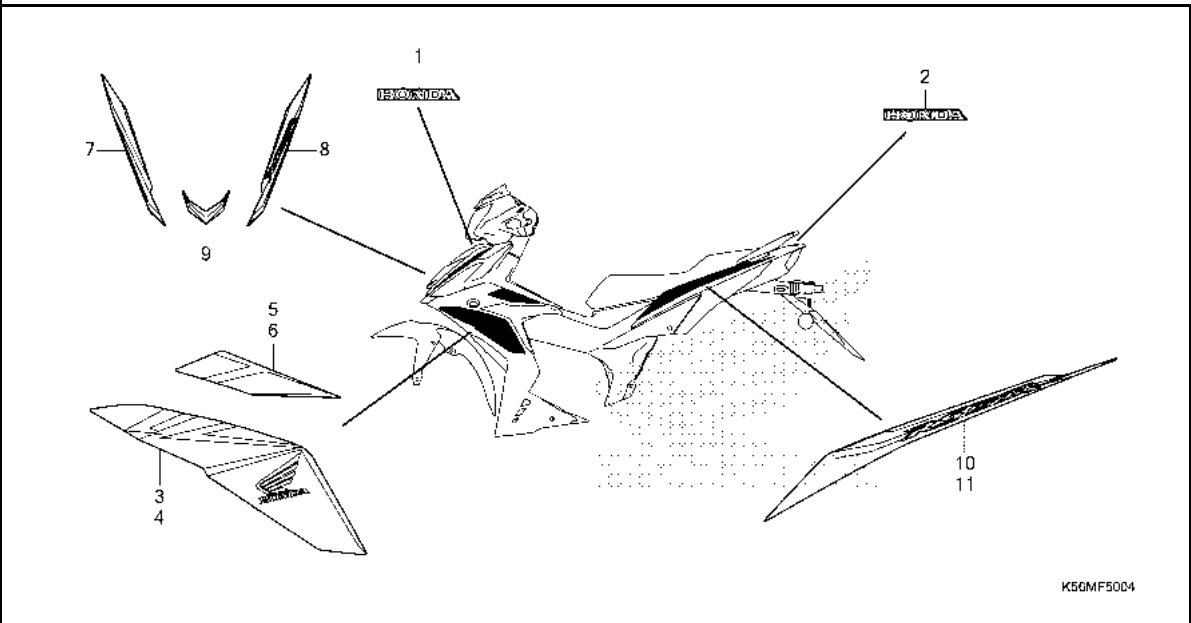
NO INFORMATION

Ref. No.	Part No.	Description	Reqd. QTY					Serial No.	Parts catalogue code
			H	J	K	L	N		
1	86101-K56-V00ZB	MARK, HONDA(60MM) *TYPE1*.....	-	-	-	-	-	1	
2	86102-K3K-M00ZA	MARK, HONDA(60MM) *TYPE4*.....	-	-	-	-	-	1	
	86102-K3K-M00ZB	*TYPE3*.....	-	-	-	-	-	1	
	86102-K3K-M00ZC	*TYPE2*.....	-	-	-	-	-	1	
3	86641-K3K-M00ZA	STRIPE A, R. SIDE COVER *TYPE4*.....	-	-	-	-	-	1	
	86641-K3K-M00ZB	*TYPE3*.....	-	-	-	-	-	1	
	86641-K3K-M00ZC	*TYPE2*.....	-	-	-	-	-	1	
4	86642-K3K-M00ZA	STRIPE A, L. SIDE COVER *TYPE4*.....	-	-	-	-	-	1	
	86642-K3K-M00ZB	*TYPE3*.....	-	-	-	-	-	1	
	86642-K3K-M00ZC	*TYPE2*.....	-	-	-	-	-	1	
5	86643-K3K-M00ZA	STRIPE B, R. SIDE COVER *TYPE4*.....	-	-	-	-	-	1	
	86643-K3K-M00ZB	*TYPE3*.....	-	-	-	-	-	1	
	86643-K3K-M00ZC	*TYPE2*.....	-	-	-	-	-	1	
6	86644-K3K-M00ZA	STRIPE B, L. SIDE COVER *TYPE4*.....	-	-	-	-	-	1	
	86644-K3K-M00ZB	*TYPE3*.....	-	-	-	-	-	1	
	86644-K3K-M00ZC	*TYPE2*.....	-	-	-	-	-	1	
7	86651-K3K-M00ZA	STRIPE A, FR. TOP COVER *TYPE4*.....	-	-	-	-	-	1	
	86651-K3K-M00ZB	*TYPE3*.....	-	-	-	-	-	1	
	86651-K3K-M00ZC	*TYPE2*.....	-	-	-	-	-	1	
8	86652-K3K-M00ZA	STRIPE B, FR. TOP COVER *TYPE4*.....	-	-	-	-	-	1	



F-50-4

MARK/STRIPE(FS150FN)



K5GMF5004

Ref. No.	Part No.	Description	Reqd. QTY					Serial No.	Parts catalogue code
			H	J	K	L	N		
(8)	86652-K3K-M00ZB	STRIPE B, FR. TOP COVER							
		TYPE3	-	-	-	-	-	1	
	86652-K3K-M00ZC	*TYPE2*	-	-	-	-	-	1	
9	86653-K3K-M00ZA	STRIPE C, FR. TOP COVER							
		TYPE4	-	-	-	-	-	1	
	86653-K3K-M00ZB	*TYPE3*	-	-	-	-	-	1	
	86653-K3K-M00ZC	*TYPE2*	-	-	-	-	-	1	
10	86831-K3K-M00ZA	STRIPE, R. TAIL COVER							
		TYPE4	-	-	-	-	-	1	
	86831-K3K-M00ZB	*TYPE3*	-	-	-	-	-	1	
	86831-K3K-M00ZC	*TYPE2*	-	-	-	-	-	1	
11	86832-K3K-M00ZA	STRIPE, L. TAIL COVER							
		TYPE4	-	-	-	-	-	1	
	86832-K3K-M00ZB	*TYPE3*	-	-	-	-	-	1	
	86832-K3K-M00ZC	*TYPE2*	-	-	-	-	-	1	



PART NO. INDEX


Part Number	Page	Ref.	Part Number	Page	Ref.	Part Number	Page	Ref.	Part Number	Page	Ref.	Part Number	Page	Ref.
06000			13423-K45-NA0	67	7	14934-KT7-013	54	14	16400-K2P-M01	74	7	17575-K56-N10	98	9
			13423-KPP-860	67	7	14935-KT7-013	54	14	16400-K56-M91	74	7	17620-KGH-600	98	10
06410-KSP-900	95	1	13424-K45-NA0	67	7	14936-KT7-013	54	14	16400-K56-M92	74	7	17631-KEV-900	98	11
06435-KPP-T01	94	1	13424-KPP-860	67	7	14937-KT7-013	54	14	16400-K56-N01	73	7	17631-KEV-901	98	11
06451-961-405	89	1	13425-K64-NA1	68	8	14938-KT7-013	54	14	16400-K56-N02	74	7	17650-K56-N01	98	12
06451-MA7-405	94	2	13425-KGH-900	68	8	14939-KT7-013	54	14	16410-K2P-M01	74	8	17910-K56-N10	81	1
06455-K56-N01	89	2	13425-KGH-901	68	8	14940-KT7-013	54	14	16410-K56-M91	74	8	17914-K03-N30	81	2
06530-GBG-B20	86	1	13425-KWC-901	67	8	14941-KT7-013	54	14	16410-K56-M92	74	8	17920-K56-N10	81	3
06531-GBG-B20	86	2	13427-KPP-860	68	9	14942-KT7-013	54	14	16410-K56-N01	74	8			
			13538-KGH-900	68	10	14943-KT7-013	54	14	16430-K56-N01	74	9	18000		
						14944-KT7-013	54	14	16430-K97-T01	74	9			
11000			14000			14945-KT7-013	54	14	16450-K56-N01	75	10	18291-MN5-650	104	1
11100-K56-305	66	1				14946-KT7-013	54	14	16450-K56-NJ1	75	10	22100-K56-N01	59	1
11102-K56-N00	58	1	14110-K56-N00	53	2	14947-KT7-013	54	14	16472-KPC-D50	75	11	22100-K56-N11	59	1
11200-K56-305	66	2	14210-K56-N00	53	3	14948-KT7-013	55	14	16700-K56-N11	98	1	22105-K56-N00	59	2
11330-K45-N40	58	2	14401-K56-N01	56	1	14949-KT7-013	55	14	16706-K81-N01	98	2	22121-K56-N01	59	3
11330-K56-N00	58	2	14430-K56-N00	53	4	14950-KT7-013	55	14	16706-KVB-S51	98	2	22121-K56-N02	59	3
11333-KGH-900	58	3	14440-K56-N00	53	5	14951-KT7-013	55	14	16707-KVB-S51	98	3	22201-K56-N01	59	4
11334-K56-N00	58	4	14451-K56-N00	53	6	14952-KT7-013	55	14				18300-K2P-M00	105	3
11336-K15-920	58	18	14510-K56-N00	56	2	14953-KT7-013	55	14	17000			18300-K56-N10	104	3
11341-K56-N00	61	1	14515-K56-N00	56	3	14954-KT7-013	55	14				18300-K56-NJ0	104	3
11360-K56-N10	61	2	14520-K94-T01	56	4	14955-KT7-013	55	14	17111-K56-N00	51	5	18327-K2P-M00	105	4
11394-K56-N00	58	5	14520-KRE-G01	56	4	14956-KT7-013	55	14	17119-K56-N00	51	6	18327-K56-N10	104	4
11394-K56-V50	58	5	14521-KPP-900	66	3	14957-KT7-013	55	14	17210-K56-N00	102	2	18345-K15-920	104	5
11395-K56-N00	61	3	14531-KPP-900	66	4	14958-KT7-013	55	14	17210-K56-V50	103	2	22401-K56-N01	59	8
11395-K56-V50	61	3	14546-K56-N00	56	5	14959-KT7-013	55	14	17213-K56-N00	102	3	18356-K2P-M00	105	7
			14560-KSP-910	56	6	14960-KT7-013	55	14				18356-K56-N10	104	6
12000			14611-K56-N00	56	7	14961-KT7-013	55	14				18365-MEE-D00	104	7
			14711-K56-N00	53	7	14962-KT7-013	55	14				18421-KE8-000	104	8
12010-K56-N00	51	1	14721-K56-N00	53	8	14963-KT7-013	55	14	17214-K56-N00	102	5	18422-KGC-900	104	9
12100-K56-N00	57	1	14751-K45-N41	53	9	14964-KT7-013	55	14					105	9
12191-K56-N01	57	2	14751-K56-N01	53	9	14965-KT7-013	55	14	17225-K56-N00	102	6	19000		
12205-KYJ-305	51	2	14761-K45-N41	53	10	14966-KT7-013	55	14	17225-K56-V50	103	6	23121-K56-N00	59	10
12207-KYJ-900	51	3	14761-K56-N01	53	10	14967-KT7-013	55	14	17235-K3K-M00	103	7	23122-K56-N00	59	10
12209-K56-N01	53	1	14771-K45-NL0	53	11	14968-KT7-013	55	14	17235-K56-N00	102	7	23123-K56-N00	59	10
12209-ML0-722	53	1	14771-MFL-000	53	11	14969-KT7-013	55	14	17240-K3K-M00	103	8	23211-K56-N00	69	1
12251-K56-N01	51	4	14775-K56-N00	53	12				17240-K56-N00	102	8	19010-K56-N01	125	1
12251-K56-N02	51	4	14781-ML0-720	53	13	15000			17245-K56-N00	102	9	19015-K56-N01	125	2
12311-K56-N00	50	1	14913-KT7-013	53	14	15021-436-000	65	1	17245-K56-V50	103	9	19016-KEA-003	125	3
12391-K56-N00	50	2	14914-KT7-013	53	14	15100-KPP-T00	65	2	17253-K56-N00	102	10	19020-KPP-T01	125	4
			14915-KT7-013	53	14	15133-KPP-T00	65	3	17253-K56-V50	103	10	19030-K56-N01	125	5
13000			14916-KT7-013	53	14	15133-KPP-T00	65	3	17256-K2P-V60	103	11	19037-KVB-902	125	6
13000-K45-NA0	67	1	14917-KT7-013	53	14	15421-KSP-910	66	5	17256-K56-N00	102	11	19046-KVB-902	125	7
13000-K56-N00	67	1	14918-KT7-013	53	14	15651-KGH-900	58	6	17256-K56-N00	102	11	19050-K56-N10	125	8
13011-K56-N00	67	2	14919-KT7-013	54	14	15772-MN1-670	102	1	17261-K56-V50	103	12	19051-KGB-610	125	9
13011-K56-N01	67	2	14920-KT7-013	54	14				17370-419-700	102	12	19061-K56-N00	125	10
13011-K56-N01	67	2	14921-KT7-013	54	14							19062-K56-N00	125	11
13021-K56-N00	67	2	14922-KT7-013	54	14	16000			17371-K56-N00	102	13	19062-K56-N00	125	11
13021-K56-N01	67	2	14923-KT7-013	54	14							19063-K56-N00	125	12
13031-K56-N00	67	2	14924-KT7-013	54	14	16060-K2G-B21	73	1	17410-K56-V00	102	14	19064-KPP-900	51	7
13031-K56-N01	67	2	14925-KT7-013	54	14	16060-K56-M91	73	1				19064-K56-N10	125	13
13101-K56-N00	67	3	14926-KT7-013	54	14	16060-K56-M92	73	1	17505-K56-N10	98	4	19104-MB0-700	125	13
13102-K56-N00	67	3	14927-KT7-013	54	14	16060-K56-M92	73	1	17510-K56-M00	98	5	19108-K56-N10	126	31
13103-K56-N00	67	3	14928-KT7-013	54	14	16060-KVS-J01	73	1	17510-K56-M00	98	5	19110-K56-N10	125	14
13111-K56-N00	67	4	14929-KT7-013	54	14	16075-K40-F01	73	2	17517-GGL-J00	98	6	19115-K56-N10	125	15
13115-KZY-700	67	5	14930-KT7-013	54	14	16075-K40-F01	73	2	17518-GHB-601	98	7	19125-K56-N10	125	15
13420-K56-N00	67	6	14931-KT7-013	54	14	16077-K35-V01	73	4	17518-GHB-603	98	7	19127-K56-N00	125	16
13422-K45-NA0	67	7	14932-KT7-013	54	14	16077-KSS-J01	73	4	17560-K56-N00	75	12	19215-KGH-900	63	1
13422-KPP-860	67	7	14933-KT7-013	54	14	16081-KVS-J01	73	5	17572-K56-N00	98	7	19217-P72-013	63	2
						16169-K56-N01	73	6	17572-GHB-601	98	8	19220-K56-N00	63	3
									17572-GHB-602	98	8	19226-K56-N00	63	4
												19241-K56-N00	63	5
												19242-K56-N00	63	6
												19300-K15-901	125	17
												19300-K56-N01	125	17
												22000		
												22100-K56-N01	59	1
												22100-K56-N11	59	1
												22105-K56-N00	59	2
												22121-K56-N01	59	3
												22121-K56-N02	59	3
												22201-K56-N01	59	4
												22321-KWW-742	59	5
												22350-K56-N01	59	6
												22350-K56-N02	59	6
												22350-K56-N03	59	6
												22361-K56-N01	59	7
												22401-K56-N01	59	8
												22810-K56-N00	58	7
												22815-KM7-700	58	8
												22821-K56-N00	58	9
												22849-K15-900	59	9
												22870-K56-N10	81	4
												23000		
												23121-K56-N00	59	10

PART NO. INDEX

Part Number	Page	Ref.	Part Number	Page	Ref.	Part Number	Page	Ref.	Part Number	Page	Ref.	Part Number	Page	Ref.
24241-KPP-900	71	4	31600-K0F-T01	119	4	33706-K56-M01	116	6	37000			42303-K56-N10	95	4
24301-K56-N00	71	5		121	4	33707-K56-N11	116	7				42311-K56-N10	95	5
24410-K15-900	71	6	31600-K56-M01	119	4	33714-KL3-620	119	10	37100-K56-N11	77	1	42313-KGH-900	95	6
24430-K56-N00	71	7	31700-196-000	119	5		121	10	37100-K56-NJ1	78	1	42615-K56-M00	95	7
24436-KTY-D30	71	8		121	5	33720-K56-M01	111	2	37100-K56-NJ2	78	1	42620-K56-N10	95	8
24610-KPP-900	71	9	31919-K25-601	51	8	33722-KWN-901	111	3	37110-K56-N11	77	2	42650-K56-M01ZA	95	9
24641-KBP-900	71	10	31919-K25-602	51	8	33728-KPP-T00	111	4	37130-K56-NJ1	78	2	42650-K56-M01ZB	95	9
24651-KTY-D30	71	11				33729-MCZ-003	111	5	37610-K56-N00	78	3	42650-K56-M90ZA	95	9
24652-035-000	71	12	32000			33741-KTG-U01	111	6	37610-K56-N11	77	3	42650-K56-M90ZB	95	9
24701-K56-V00	106	1				33741-KTT-C01	111	6	37620-K56-N11	77	4	42704-MER-D00	90	1
24703-KW6-840	106	2	32100-K3K-M00	121	6	33741-KVC-681	111	7	37620-K56-NJ1	78	4		95	10
24711-K56-N00	106	3	32100-K56-M00	119	6	33741-MS6-921	111	7	37620-K56-NJ2	78	4	42705-MER-D00	90	1
24720-K56-N00	106	4	32100-K56-M01	119	6				37630-K56-N11	77	5		95	10
24721-K56-N00	106	5	32100-K56-M90	119	6	34000			37700-K56-N01	66	8	42706-MER-D00	90	1
24722-K56-N00	106	20	32103-K56-N10	118	2				37800-K56-N11	98	13		95	10
24781-KRM-860	106	6	32105-K56-M00	119	7	34904-K12-901	113	7	37870-K56-N11	51	9	42711-K56-N11	95	11
			32105-K56-M90	119	7							42711-K56-V01	95	11
28000				121	7	34906-447-711	116	8	38000			42711-K56-V61	95	11
			32121-K56-N10	66	6	34906-KSS-C01	117	4				42753-GM9-743	90	2
28110-KGH-910	60	1	32123-K56-N00	61	4				38110-K3K-M01	121	12		95	12
28125-HC3-016	60	2	32160-K76-T61	121	8	35000			38110-MGZ-J01	119	12	42753-K12-901	90	2
28131-K15-901	60	3	32161-404-000	119	8				38112-K41-N00	119	13		96	12
28132-KGH-910	60	4		121	9	35010-K56-M00	123	1	38117-KPH-880	121	13	42753-KWF-901	90	2
28133-KPP-900	60	5	32410-K56-N10	64	7	35010-K56-M90	123	1	38200-K56-N00	119	14		96	12
28211-K56-N00	72	1	32411-253-000	64	8	35016-K56-N10	119	11		121	14		96	12
28215-KGH-900	72	2	32606-GEV-761	119	9				38301-KPH-881	119	15	43000		
28221-K56-N00	72	3				35100-K56-M01	123	2		121	15			
28223-KM7-701	72	4	33000			35100-K56-M91	123	2	38301-KZR-C01	119	15	43107-MA7-006	94	3
28251-K15-900	72	5				35101-K56-M01	123	3	38306-GE7-000	119	16	43108-KSP-B51	94	4
28254-437-000	72	6	33100-K56-V01	76	1	35101-K56-M91	123	3		121	16	43112-KSP-B01	94	5
28261-KGH-900	72	7	33113-K20-901	115	1	35110-K56-M91	123	4	38306-K03-T61	120	16	43150-K56-N11	94	6
28282-KGH-900	72	8	33118-K56-N10	76	2	35110-K56-N11	123	4	38501-KVZ-631	120	17	43155-K56-N10	94	7
28293-333-000	106	7	33119-K56-N10	76	3	35121-K35-V00	123	5		121	17	43156-KYZ-910	92	1
28300-K56-N00	106	8	33185-K56-M01	115	2	35160-K20-T21	81	5	38770-K3K-M01	121	18	43190-K56-N11	94	8
28333-300-000	107	1	33190-K56-M01	115	3	35160-KYZ-901	81	5	38770-K56-M01	120	18	43215-KGH-901	94	9
28333-KK0-000	106	9	33195-K56-M01	115	4	35170-K46-N01	81	6	38770-K56-M91	120	18	43251-K3K-M01	97	24
			33301-K07-901	115	5	35180-K03-N31	81	7	38771-K3K-M00	121	19	43251-K56-M91	96	13
30000			33301-SA0-741	111	1	35180-K20-T21	81	7	38771-KZL-930	120	19	43251-K56-NJ1	96	13
			33400-K56-M91	114	1	35200-K03-N31	81	8	38775-K76-T61	121	20	43251-K56-V51	97	24
30510-K56-V01	119	1	33400-K71-M01	113	1	35330-413-003	81	9				43251-KCJ-672	96	13
	121	1	33403-K84-902	114	2	35340-KWB-601	82	1	40000			43310-K56-N11	92	2
30520-GFM-900	119	2	33406-K71-M01	113	2	35350-K56-N01	106	10				43352-568-003	89	3
	121	2	33409-K84-901	114	9	35357-KY1-000	106	11	40510-K56-N10	109	1		94	10
30700-KY2-702	119	3	33450-K56-M91	114	3	35751-KPH-900	71	13	40530-K3K-M01	109	2	43353-461-771	89	4
	121	3	33450-K71-M01	113	3	35752-KPH-900	71	14	40530-K56-V02	109	2		94	11
			33453-K84-902	114	4	35759-K56-N01	66	7	40541-KRE-H82	109	3	43503-MER-D01	92	3
31000			33456-K71-M01	113	4	35850-K56-N01	118	3	40543-K2P-M00	109	4	43504-MB2-006	92	4
			33600-K56-M01	113	5	35856-K56-N00	118	4	40543-K56-N00	109	4	43510-K56-N11	92	5
31110-K56-N11	62	1	33600-K56-M91	114	5				40546-K15-900	109	5	43510-K56-V51	92	5
31120-K56-N11	62	2	33650-K56-M01	113	6	36000						43511-K43-D31	92	6
31200-K56-N01	64	1	33650-K56-M91	114	6				41000			43511-KW7-881	92	6
31201-KPT-A01	64	2	33700-K56-M01	116	1	36532-K56-N11	104	10				43512-K56-N11	92	7
31201-KVS-J01	64	2	33701-K56-M01	116	2				41200-K2P-M01	95	2	43513-KBP-881	92	8
31204-KG8-004	64	3	33702-K56-M01	116	3	36533-K56-N11	104	11	41200-K56-N10	95	2	43514-KS6-701	92	9
31205-KTC-921	64	4	33703-K84-901	117	1				41200-K56-NJ0	95	2	43520-MJ6-315	92	10
31206-KPP-T01	64	5	33704-K56-NJ1	117	2	36538-K33-D00	104	12				43530-KV3-701	92	11
31207-MBE-008	64	6	33705-K56-N11	116	4				42000			43530-MV9-006	92	11
31500-KWN-901	118	1	33705-KW7-900	116	5									
31500-KWN-902	118	1	33705-MGZ-J00	117	3				42301-K56-N00	95	3			
												50100-K3K-M00	123	6

PART NO. INDEX

Part Number	Page	Ref.	Part Number	Page	Ref.	Part Number	Page	Ref.	Part Number	Page	Ref.	Part Number	Page	Ref.	Part Number	Page	Ref.	
50100-K56-M00	123	6	52000			61000-K56-M90ZB	87	8	64450-K56-MA0ZA	100	2	77000					138	1
50100-K56-M90	123	6				61000-K56-MA0ZA	87	8	64450-K56-MB0ZA	100	2						141	1
50193-K56-N10	99	1	52101-K56-N00	109	6	61100-K56-N10ZC	87	1	64480-K56-N10ZE	101	9	77200-K56-V00	99	4			145	1
50201-K56-N10	123	7	52170-K56-N10	109	7	61100-K56-N10ZH	87	1	64480-K56-N10ZF	101	9	77200-K56-V20ZA	99	4	86102-K3K-M00ZA		145	2
50202-K56-M00	123	8	52200-K56-V00ZA	109	8	61100-K56-N10ZK	87	1	64480-K56-N10ZL	101	9	77206-426-000	99	5	86102-K3K-M00ZB		145	2
50203-K56-N10	123	9	52400-K56-N11	110	1	61100-K56-N10ZN	87	1	64490-K56-N10ZE	101	10	77210-K56-N00	99	6	86102-K3K-M00ZC		145	2
50301-KRS-830	86	4				61100-K56-N10ZP	87	1	64490-K56-N10ZF	101	10	77215-KW7-900	99	7	86102-K56-M00ZA		134	2
50302-KRS-830	86	5	53000			61100-K56-N10ZU	87	1	64490-K56-N10ZL	101	10	77230-K56-N10	99	8	86102-K56-M00ZB		134	2
50306-GN5-900	86	6				61100-K56-N10ZV	87	1	64510-K56-M00	130	6	77234-K35-V00	99	9	86102-K56-M00ZC		134	2
50310-K56-N10	123	10	53100-K56-N10	83	1	61104-428-010	116	9	64510-K56-M90	130	6	77239-KVB-900	99	11	86102-K56-M30ZB		136	2
50320-K56-N00	118	5				61104-428-730	116	9	64520-K56-M00	130	7	77240-K56-N11	99	12	86102-K56-M60ZA		138	2
50330-K56-N10	118	6	53102-K12-910	83	2	61200-K56-N10	87	2	64520-K56-M90	130	7	77242-K56-M00	99	10	86102-K56-M60ZB		138	2
50400-K56-M90ZA	99	2				61300-415-000	125	22	64521-MN5-000	83	7	77251-K56-M00	111	8	86102-K56-M60ZC		138	2
50400-K56-M90ZB	99	2	53140-K56-N10	81	10	61304-KWN-980	123	11		85	6	77267-KTR-900	100	3	86102-K56-M90ZA		141	2
50400-K56-N10ZA	99	2	53166-K07-900	81	11				64600-K3K-M00ZA	128	6				86102-K56-M90ZB		141	2
50500-K56-M00	108	1	53167-K03-N30	81	12	64000			64600-K3K-M00ZB	128	6	80000			86102-K56-M90ZC		141	2
50505-K15-900	108	2	53168-K03-N30	81	13	64300-K56-M30ZA	127	1	64600-K3K-M00ZC	128	6	80100-K56-M00	111	9	86102-K56-M90ZD		141	2
50512-KAN-961	108	3	53175-KET-921	82	12	64300-K56-V00ZB	127	1	64600-K56-M00ZA	127	6	80100-K56-M90	111	9	86103-K56-M50ZA		136	3
50524-KBP-900	108	4	53178-KWC-900	81	14	64300-K56-V20ZB	127	1	64600-K56-M10ZA	127	6	80105-K33-D00	111	10	86103-K56-M70ZA		138	3
50530-K56-N10	108	5	53205-K56-V00	83	3	64301-K56-N10ZC	127	2	64600-K56-M20ZA	127	6	80110-K56-M00	111	11	86150-KYS-940		84	9
50543-K56-N10	108	10	53207-K56-M90	85	3	64301-K56-N10ZH	127	2	64600-K56-M20ZB	127	6	80110-K56-M90	111	11			85	8
50606-K56-N00	107	2	53207-K56-N10ZC	83	4	64301-K56-N10ZK	127	2	64600-K56-M30ZA	127	6	80120-K56-M90	112	21	86201-K56-M20ZA		134	3
50606-K56-N10	130	1	53207-K56-N10ZH	83	4	64310-K3K-M00ZA	129	19	64600-K56-M30ZB	127	6	80150-K56-M00	111	12	86201-K56-M20ZB		134	3
50607-K56-N10	130	2	53207-K56-N10ZJ	83	4	64310-K3K-M00ZB	129	19	64600-K56-M50ZA	127	6				86202-K56-M20ZA		134	4
50619-K56-N00	107	3	53207-K56-N10ZK	83	4	64310-K3K-M00ZC	129	19	64600-K56-M60ZA	127	6	83000			86202-K56-M20ZB		134	4
50650-K56-N00	107	4	53207-K56-N10ZN	83	4	64310-K56-M10ZA	129	19	64600-K56-M60ZB	127	6				86531-K56-M90ZA		141	3
50660-K56-N00	107	5	53207-K56-N10ZP	83	4	64310-K56-M10ZB	129	19	64600-K56-M60ZC	127	6	83500-K3K-M00ZA	101	4	86531-KYZ-710ZA		134	5
50661-K56-V00	107	6	53210-K56-M60ZA	84	23	64310-K56-M30ZA	129	19	64600-K56-M70ZA	127	6	83500-K3K-M00ZB	101	4			136	4
50670-K56-N00	107	7	53210-K56-M60ZB	84	23	64310-K56-M30ZB	129	19	64600-K56-M90ZA	127	6	83500-K3K-M00ZC	101	4	86532-K56-M50ZA		138	4
50706-K56-M90	130	3	53210-K56-M60ZC	84	23	64310-K56-M50ZA	129	19	64600-K56-M90ZB	127	6	83500-K3K-M00ZD	101	4	86532-K56-M60ZA		138	5
50706-K56-N10	130	3	53210-K56-M90ZA	85	4	64310-K56-M60ZA	129	19	64600-K56-M90ZC	127	6	83500-K56-M00ZA	100	4	86532-K56-M60ZB		138	5
50711-K15-900	107	8	53211-KRS-830	86	7	64310-K56-M60ZB	129	19	64600-K56-MB0ZA	127	6	83500-K56-M10ZA	100	4	86532-K56-M60ZC		138	5
50715-K56-N10	107	9	53212-KRS-830	86	8	64310-K56-M60ZC	129	19	64615-K56-N10	130	8	83500-K56-M20ZA	100	4	86532-K56-M60ZD		138	5
50716-K56-N00	107	10	53214-GN5-900	86	9	64310-K56-M90ZA	129	19	64630-K56-N10	128	7	83500-K56-M20ZB	100	4	86533-K56-M50ZA		136	6
50720-KT7-761	107	11	53215-K56-M50ZA	84	23	64310-K56-M90ZB	129	19	64650-K3K-M00ZA	128	8	83500-K56-M30ZA	100	4	86533-K56-M60ZA		138	6
50730-KT7-761	107	12	53215-K56-M60ZA	83	5	64310-K56-M90ZC	129	19	64650-K3K-M00ZB	128	8	83500-K56-M30ZB	100	4	86533-K56-M60ZB		138	6
			53215-K56-M60ZB	83	5	64310-K56-MB0ZA	129	19	64650-K3K-M00ZC	128	8	83500-K56-M60ZA	100	4	86533-K56-M60ZC		138	6
			53215-K56-M60ZC	83	5	64312-KWW-640	127	3	64650-K56-M00ZA	128	8	83500-K56-M60ZB	101	4	86533-K56-M60ZD		138	6
			53215-K56-N10ZB	83	5	64320-K56-V00ZA	130	4	64650-K56-M10ZA	128	8	83500-K56-M60ZC	101	4	86611-K56-M50ZA		136	7
51000			53215-K56-N10ZH	83	5	64320-K56-V20ZB	130	4	64650-K56-M20ZA	128	8	83500-K56-M60ZD	101	4	86611-K56-M60ZA		138	7
51400-K3K-M01	88	1	53215-K56-N10ZJ	83	5	64325-K56-N10	130	5	64650-K56-M20ZB	128	8	83500-K56-M70ZA	101	4	86611-K56-M60ZB		138	7
51400-K56-N11	88	1	53215-K56-N10ZK	83	5	64341-K56-N10	127	4	64650-K56-M30ZA	128	8	83500-K56-M90ZA	101	4	86611-K56-M60ZC		138	7
51401-K56-N11	88	2	53215-K56-N10ZN	83	5	64342-K56-N10	127	5	64650-K56-M30ZB	128	8	83500-K56-M90ZB	101	4	86611-K56-M90ZA		141	4
51410-K56-N11	88	3	53215-K56-N10ZP	83	5	64400-K56-M00ZA	100	1	64650-K56-M30ZC	128	8	83500-K56-M90ZC	101	4	86611-K56-M90ZB		141	4
51412-GC4-003	88	4	53216-K56-N10ZB	83	6	64400-K56-M00ZB	100	1	64650-K56-M50ZA	128	8	83500-K56-M90ZD	101	4	86612-K56-M50ZA		136	8
51412-KK4-003	88	5	53216-K56-M20ZA	83	6	64400-K56-M60ZB	100	1	64650-K56-M60ZA	128	8	83500-K56-MB0ZB	101	4	86612-K56-M60ZA		138	8
51420-K56-N11	88	6	53216-K56-N10ZA	83	6	64400-K56-M60ZC	100	1	64650-K56-M60ZB	128	8	83520-K56-M90	101	11	86612-K56-M60ZB		138	8
51432-KM7-910	88	7	53216-K56-N30ZB	85	5	64400-K56-M90ZA	100	1	64650-K56-M60ZC	128	8	83520-K56-N10	101	5	86612-K56-M60ZC		138	8
51437-GS3-003	88	8	53219-K56-M00	86	10	64400-K56-M90ZB	100	1	64650-K56-M70ZA	128	8	83545-KCJ-690	117	5	86612-K56-M90ZA		141	5
51454-KWN-711	88	9	53220-GN5-850	86	11	64400-K56-M00ZA	100	1	64650-K56-M90ZA	128	8	83551-376-000	84	8	86612-K56-M90ZB		141	5
51456-355-003	88	10	53225-K56-M50ZA	83	5	64400-K56-M90ZB	100	1	64650-K56-M90ZB	128	8		85	7	86613-K56-MA0ZA		141	6
51470-K2P-V61	88	11				64400-K56-MA0ZA	100	1	64650-K56-MA0ZA	128	8	83551-GE2-000	123	12	86613-K56-N20ZA		134	6
51470-K56-N11	88	11	61000			64400-K56-MB0ZA	100	1	64650-K56-MB0ZA	128	8		130	9			138	9
51490-KRM-852	88	12				64450-K56-M00ZA	100	2				83642-171-000	132	1	86615-K56-N20		134	7
51500-K3K-M01	88	13	61000-K56-M10ZA	87	8	64450-K56-M10ZA	100	2	75000								139	10
51500-K56-N11	88	13	61000-K56-M50ZA	87	8	64450-K56-M60ZA	100	2				86000					144	49
51520-K56-N11	88	14	61000-K56-M60ZA	87	8	64450-K56-M60ZB	100	2	75581-GN8-920	99	3	86101-K56-V00ZA	134	1	86641-K3K-M00ZA		145	3
			61000-K56-M60ZB	87	8	64450-K56-M60ZC	100	2				86101-K56-V00ZB	134	1	86641-K3K-M00ZB		145	3
			61000-K56-M60ZC	87	8	64450-K56-M90ZA	100	2							86641-K56-M00ZC		145	3
			61000-K56-M90ZA	87	8	64450-K56-M90ZB	100	2							86641-K3K-M00ZD		145	3




PART NO. INDEX

Part Number	Page	Ref.	Part Number	Page	Ref.	Part Number	Page	Ref.	Part Number	Page	Ref.	Part Number	Page	Ref.	Part Number	Page	Ref.	
86641-K56-M10ZA	134	9	86644-K56-MB0ZA	142	18	86652-K56-M30ZA	137	23	87509-KWP-900	133	3	90111-KW3-003	85	10			110	4
86641-K56-M30ZA	136	9	86645-K56-M00ZA	135	16	86652-K56-M30ZB	137	23	87560-KVB-860	133	4	90111-MR5-000	123	14	90304-KPH-700		104	15
86641-K56-M30ZB	136	9	86645-K56-M10ZA	135	17	86652-K56-M50ZA	137	24				90113-K15-920	105	13	90305-KG8-000		118	9
86641-K56-M50ZA	136	10		139	19	86652-K56-M60ZA	139	25	88000			90113-K56-N10	104	14	90306-KGH-901		90	10
86641-K56-M60ZA	139	11	86645-K56-M60ZA	139	20	86652-K56-M60ZB	139	25				90114-KGH-900	81	15			96	17
86641-K56-M60ZB	139	11	86645-K56-M60ZB	139	20	86652-K56-M60ZC	139	25	88113-K09-C00	80	1		82	13	90315-MFL-003		126	26
86641-K56-M60ZC	139	11	86645-K56-M60ZC	139	20	86652-K56-M90ZA	143	38	88113-KWW-640	79	1	90115-KPP-900	123	15	90401-K56-N00		69	21
86641-K56-M70ZA	139	12	86645-K56-M90ZA	142	19	86652-K56-M90ZB	143	38	88119-KWW-640	79	2	90115-KW7-900	84	11	90401-KPP-900		68	11
86641-K56-M90ZA	141	7	86645-K56-M90ZB	142	19	86652-K56-MA0ZA	143	39	88210-K07-M51	79	3		85	11	90401-KTY-D30		69	22
86641-K56-M90ZB	141	7	86645-K56-MA0ZA	142	20	86652-K56-MB0ZA	143	40	88210-K56-M91	80	2		101	6	90401-KVK-900		69	23
86641-K56-MA0ZA	141	8	86645-K56-MB0ZA	142	21	86653-K3K-M00ZA	146	9	88220-K07-M51	79	4		111	13	90401-KY4-901		59	13
86641-K56-MB0ZA	141	9	86646-K56-M00ZA	135	18	86653-K3K-M00ZB	146	9	88220-K56-M91	80	3		128	10	90402-K56-N00		70	24
86642-K3K-M00ZA	145	4	86646-K56-M10ZA	135	19	86653-K3K-M00ZC	146	9					130	11	90402-KRM-840		68	12
86642-K3K-M00ZB	145	4		139	21	86653-K56-MA0ZA	143	41	89000			90116-383-721	88	15	90402-KVK-900		70	25
86642-K3K-M00ZC	145	4	86646-K56-M60ZA	139	22	86831-K3K-M00ZA	146	10				90116-KVB-900	102	16	90402-KW7-900		71	16
86642-K56-M00ZA	134	10	86646-K56-M60ZB	139	22	86831-K3K-M00ZB	146	10	89102-538-000	132	4		103	17	90403-KPP-900		66	10
86642-K56-M10ZA	135	11	86646-K56-M60ZC	139	22	86831-K3K-M00ZC	146	10	89103-538-000	132	2		118	7	90407-259-000		66	11
86642-K56-M30ZA	136	11	86646-K56-M90ZA	142	22	86831-K56-M00ZA	135	23	89216-KPP-900	132	3		126	23	90412-187-000		70	26
86642-K56-M30ZB	136	11	86646-K56-M90ZB	143	22	86831-K56-M10ZA	135	24	89221-MGZ-J00	132	5	90116-SP0-003	128	11	90412-K56-N00		70	27
86642-K56-M50ZA	136	12	86646-K56-MA0ZA	143	23	86831-K56-M30ZA	137	25					130	12	90418-KYJ-900		51	14
86642-K56-M60ZA	139	13	86646-K56-MB0ZA	143	24	86831-K56-M30ZB	137	25	90000			90119-K15-610	85	12	90423-KW6-900		63	7
86642-K56-M60ZB	139	13	86647-K56-M00ZA	135	20	86831-K56-M50ZA	137	26				90120-KCR-003	126	24	90434-K56-N00		59	14
86642-K56-M60ZC	139	13	86647-K56-M30ZA	137	17	86831-K56-M60ZA	140	26	90001-K56-N00	58	10	90121-K56-N10	109	10	90435-HB3-000		71	17
86642-K56-M70ZA	139	14	86647-K56-M30ZB	137	17	86831-K56-M60ZB	140	26	90003-MY5-720	80	4	90128-K45-N00	96	15	90439-KWZ-900		62	3
86642-K56-M90ZA	141	10	86647-K56-M50ZA	137	18	86831-K56-M60ZC	140	26	90004-GHB-660	51	10	90128-KET-900	107	13	90441-KP7-930		70	28
86642-K56-M90ZB	141	10	86647-K56-M90ZA	143	25	86831-K56-M70ZA	140	27	90004-GHB-670	75	13	90131-KGH-900	89	15	90451-K56-N00		70	29
86642-K56-MA0ZA	142	11	86647-K56-M90ZB	143	25	86831-K56-M90ZA	143	42	90005-K56-N00	56	8	90132-K45-N00	118	8	90451-KGH-900		72	9
86642-K56-MB0ZA	142	12	86647-K56-MA0ZA	143	26	86831-K56-M90ZB	143	42	90008-KT7-000	59	11	90132-KPP-T00	128	12	90452-KGH-900		70	30
86643-K3K-M00ZA	145	5	86647-K56-MB0ZA	143	27	86831-K56-MA0ZA	143	43	90010-KM1-000	60	6		130	13	90452-KRM-840		70	31
86643-K3K-M00ZB	145	5	86648-K56-M00ZA	135	21	86831-K56-MB0ZA	143	44	90017-K56-N00	51	11	90132-MJE-D40	84	12	90454-KPH-900		70	32
86643-K3K-M00ZC	145	5	86648-K56-M30ZA	137	19	86831-K56-M00ZA	146	11	90017-KGH-900	50	3		130	14	90462-KWW-740		59	15
86643-K56-M00ZA	135	12	86648-K56-M30ZB	137	19	86832-K3K-M00ZB	146	11	90019-K56-N00	51	12	90133-K56-N00	87	3	90463-ML7-000		63	8
86643-K56-M10ZA	135	13	86648-K56-M50ZA	137	20	86832-K3K-M00ZC	146	11	90022-MG8-000	71	15	90140-K43-D31	92	17	90483-K15-900		51	15
86643-K56-M30ZA	137	13	86648-K56-M90ZA	143	28	86832-K56-M00ZA	135	25	90031-K56-N00	66	9	90140-KZZ-901	92	17	90501-GN5-830		104	16
86643-K56-M30ZB	137	13	86648-K56-M90ZB	143	28	86832-K56-M10ZA	135	26	90071-MB0-000	64	9	90145-K03-M60	82	14	90501-GR2-000		126	27
86643-K56-M50ZA	137	14	86648-K56-MA0ZA	143	29	86832-K56-M30ZA	137	27	90084-041-000	69	20		92	18	90501-KPH-880		84	15
86643-K56-M60ZA	139	15	86648-K56-MB0ZA	143	30	86832-K56-M30ZB	137	27	90084-K03-N30	61	5	90155-GGZ-J00	89	15			85	15
86643-K56-M60ZB	139	15	86649-K56-M10ZA	135	22	86832-K56-M50ZA	137	28	90087-KGH-900	61	6	90164-KZL-A00	123	16	90504-K56-M90		85	16
86643-K56-M60ZC	139	15		139	23	86832-K56-M60ZA	140	28	90101-K28-910	123	13	90182-K56-N00	110	3	90505-KPH-880		84	16
86643-K56-M70ZA	139	16	86649-K56-MA0ZA	143	31	86832-K56-M60ZB	140	28	90101-KWW-640	79	5	90191-K47-N41	84	13			85	17
86643-K56-M90ZA	142	13	86649-K56-MB0ZA	143	32	86832-K56-M60ZC	140	28	90101-KY6-008	77	6		85	13	90505-KRM-860		106	15
86643-K56-M90ZB	142	13	86650-K56-MA0ZA	143	33	86832-K56-M70ZA	140	29	90101-KZL-930	76	4	90191-KWB-600	84	13	90521-028-000		108	8
86643-K56-MA0ZA	142	14	86650-K56-MB0ZA	143	34	86832-K56-M90ZA	143	45	90102-KWW-640	84	10		85	13	90522-KPH-700		111	16
86643-K56-MB0ZA	142	15	86651-K3K-M00ZA	145	7	86832-K56-M90ZB	143	45				90201-KPR-901	126	25	90543-MV9-670		50	4
86644-K3K-M00ZA	145	6	86651-K3K-M00ZB	145	7	86832-K56-MA0ZA	144	46	90102-MN1-670	106	14	90202-KGB-610	51	13	90544-283-000		88	16
86644-K3K-M00ZB	145	6	86651-K3K-M00ZC	145	7	86832-K56-MB0ZA	144	47	90103-K56-N10	104	13	90202-KRM-840	59	12	90545-300-000		82	15
86644-K3K-M00ZC	145	6	86651-K56-M30ZA	137	21	86833-K56-M10ZA	135	27	90103-KPP-T00	110	2	90301-K03-N30	87	4			93	19
86644-K56-M00ZA	135	14	86651-K56-M30ZB	137	21	86833-K56-M70ZA	140	30	90103-MCS-G00	92	16	90301-KGH-901	111	14	90601-354-000		88	17
86644-K56-M10ZA	135	15	86651-K56-M50ZA	137	22	86861-K56-M00ZA	135	28	90105-KGH-900	90	9	90301-KWN-901	111	15	90601-KAF-003		106	16
86644-K56-M30ZA	137	15	86651-K56-M60ZA	139	24		137	29				90301-KWW-640	79	6	90601-KRM-840		70	33
86644-K56-M30ZB	137	15	86651-K56-M60ZB	139	24		140	31				90301-KZV-J00	80	5	90605-KVS-900		70	34
86644-K56-M50ZA	137	16	86651-K56-M60ZC	139	24		144	48	90105-KPH-901	99	13	90302-KBP-900	109	11	90608-072-000		63	9
86644-K56-M60ZA	139	17	86651-K56-M90ZA	143	35				90105-MCE-750	120	20	90302-KWW-A00	129	13	90651-K03-M61		82	16
86644-K56-M60ZB	139	17	86651-K56-M90ZB	143	35	87000						90304-K15-600	104	15	90666-K59-A11		101	7
86644-K56-M60ZC	139	17	86651-K56-MA0ZA	143	36				90107-GN1-010	108	6		105	14	90666-SDA-A01		84	17
86644-K56-M70ZA	139	18	86651-K56-MB0ZA	143	37	87503-KVB-860	133	5	90107-KBA-900	108	6	90304-KGH-901	84	14			101	7
86644-K56-M90ZA	142	16	86652-K3K-M00ZA	145	8	87505-K2P-M10	133	1	90107-KGH-600	130	10		85	14			129	14
86644-K56-M90ZB	142	16	86652-K3K-M00ZB	146	8	87505-K56-M00	133	1	90109-K84-900	117	6		96	16	90673-SK7-A01		113	8
86644-K56-M90ZC	142	17	86652-K3K-M00ZC	146	8	87506-KGH-970	133	2	90111-162-000	109	9		108	7	90677-KAN-T00		84	18

PART NO. INDEX

Part Number	Page	Ref.	Part Number	Page	Ref.	Part Number	Page	Ref.	Part Number	Page	Ref.	Part Number	Page	Ref.
90677-KAN-T00	87	5	91301-HP2-671	66	21		131	17	95701-06014-08	93	26	96220-40238	63	13
	101	8	91301-K56-N00	51	17				95701-06016-00	71	20		65	8
	129	15	91301-KV7-671	51	18	94000				72	10			
	131	15	91306-MG3-000	56	9					126	34	98000		
90683-SA0-003	113	9	91307-035-000	58	15	94001-06000-0S	109	12	95701-06018-00	93	25			
	114	10	91309-425-003	64	10	94001-06070-0S	99	14		122	25	98200-41000	118	12
90701-HC4-000	66	12	91320-MB0-000	64	11	94002-08000-0S	81	17	95701-06018-07	120	23		120	24
90702-HC4-000	58	11	91322-K56-N00	58	16		93	22	95701-06022-00	75	17		122	26
90702-KFM-900	61	7	91323-K56-N00	61	8	94002-12000-0S	107	15		82	20	98200-42000	118	13
	65	4	91352-KSP-900	97	22	94030-08000	81	18		111	20			
90702-KRM-840	51	16	91356-GBB-003	88	19	94050-06000	81	19		126	35	99000		
90741-KFB-000	68	13	91356-KWV-000	61	9		82	19	95701-06025-00	52	22			
90741-KGH-900	68	14	91509-GE2-760	87	6		98	15	95701-06025-08	116	11	99001-08000	132	6
90753-051-003	96	18	91771-MKG-D81	121	22		113	11	95701-06028-00	64	12	99001-10120	132	7
90753-051-005	96	18					118	10	95701-06030-08	124	18	99001-10140	132	8
			92000			94050-06080	118	11	95701-06035-00	65	7	99001-12170	132	9
91000						94050-08000	104	17		66	15	99006-19000	132	10
			92101-06012-0G	107	14		105	15	95701-06065-00	66	16	99008-01600	132	11
91001-K56-N01	68	15	92101-06020-4J	120	21	94050-10000	123	17	95701-06115-00	52	23			
91001-KPP-901	68	15		121	23	94050-12000	62	4	95701-08014-00	105	17			
91003-K56-N01	68	16	92800-12000	66	13	94101-06000	107	16	95701-08016-00	104	19			
91003-KPP-931	68	16	92900-08025-0E	51	20	94101-10000	110	5	95701-08018-00	99	17			
91004-K56-N01	70	35				94103-08000	104	18	95701-08020-00	107	21			
91005-K56-N01	70	36	93000				105	16	95701-08035-07	106	18			
91006-K56-N01	70	37				94103-10000	107	17	95701-08040-00	104	20			
91006-K56-N02	70	37	93301-05012-0J	65	5	94103-12000	97	23		105	18			
91007-KE1-003	59	16	93404-05012-08	131	16	94201-16150	107	18	95701-08065-00	107	22			
91008-K56-N01	68	17	93404-06012-00	98	14	94201-20120	106	17	95701-10030-00	107	23			
91009-K31-901	71	18	93404-06012-08	111	17	94201-20150	93	23	95701-10115-00	124	19			
91010-K56-N01	70	38		129	16	94201-30250	108	9	95801-10045-07	86	12			
91015-K56-N01	71	18	93500-05025-0G	81	16	94301-08140	51	16						
91052-K03-N41	91	11	93600-04012-1G	82	17	94301-10120	52	21	96000					
91052-K24-901	91	11	93891-04010-18	75	15		57	3						
91052-K24-902	91	11	93891-04014-07	84	19	94305-20102	93	27	96001-06012-00	129	18			
91052-K24-903	91	11		85	18	94510-28000	68	18	96001-06012-07	82	21			
91052-K24-904	91	11	93891-04016-18	75	16	94520-12000	66	14		86	13			
91052-K24-905	91	11	93893-04012-17	82	18	94520-22000	58	17	96001-06014-00	56	11			
91052-K45-N01	96	19		93	21	94540-06018	65	6		93	26			
91052-K45-N02	96	19	93901-24480	111	18				96001-06016-00	62	5			
91052-K45-N03	96	19	93901-343G0	113	10	95000				66	17			
91053-K03-H01	96	20	93901-34480	116	10				96001-06016-07	94	16			
91053-K03-H02	96	20	93902-343G0	114	8	95002-02100	126	28	96001-06018-00	66	18			
91053-K03-N41	96	20	93903-22420	77	7	95002-41050-08	126	29	96001-06022-00	56	12			
91053-KVS-F01	96	19	93903-22520	78	5	95002-41200-08	102	19		63	11			
91053-KVS-F02	96	19	93903-25310	115	6		103	20	96001-06025-00	62	6			
91055-KVS-F01	97	20	93903-25410	103	18	95002-50000	126	30		87	7			
91055-KVS-F02	97	20	93903-25480	102	17	95003-23030-31	102	20		126	36			
91202-KSP-911	58	12	93903-25510	103	19	95005-50180-30	58	18	96001-06025-07	87	7			
91204-MC7-003	58	13	93903-25580	102	18	95005-55370-20	126	32	96001-06030-00	58	19			
91205-KF0-003	58	14	93903-34310	112	22	95015-54000	93	24		61	10			
	63	10	93903-34480	84	21	95015-83000	107	19	96001-06035-00	61	11			
91209-KWC-901	71	19		129	17	95701-06010-00	99	15	96001-06040-00	58	20			
91212-422-006	93	20	93903-35310	76	5		107	20		61	12			
91216-KGH-901	70	39		77	8	95701-06012-00	99	16		66	19			
91251-KPH-901	91	12		78	6	95701-06014-00	56	10	96001-06065-00	63	12			
91254-GAA-003	88	18		84	20		70	40		66	20			
91257-230-003	97	21			22		120	22	96211-08000	106	19			
91257-230-005	97	21			85		122	24		107	24			
91301-GGL-J01	75	14		111	19		126	33	96220-30085	71	21			



PART NAME INDEX

Part name	Page	Ref.	Part name	Page	Ref.	Part name	Page	Ref.
[A]								
ADJUSTER COMP., CHAIN	109	4	BOLT, BRAKE DISK, 8X24	90	9	BOLT, FLANGE, 6X25	87	7
ARM ASSY., KICK STARTER	106	8	BOLT, CYLINDER STUD	96	14		116	11
ARM COMP., EX. VALVE ROCKER ...	53	5	BOLT, DRAIN PLUG, 12MM	66	9		126	36
ARM COMP., GEAR CHANGE	106	3	BOLT, DRIVE SPROCKET FIXING ..	66	13	BOLT, FLANGE, 6X28	64	12
ARM COMP., IN. VALVE ROCKER ...	53	4	BOLT, FLANGE, 10X115	69	20	BOLT, FLANGE, 6X30	58	19
AXLE, FR. WHEEL	90	3	BOLT, FLANGE, 10X155	124	19		61	10
AXLE, RR. WHEEL	95	3	BOLT, FLANGE, 10X155	123	13		124	18
			BOLT, FLANGE, 10X30	107	23	BOLT, FLANGE, 6X32	51	11
			BOLT, FLANGE, 10X41	110	3	BOLT, FLANGE, 6X35	61	11
			BOLT, FLANGE, 10X45	86	12		65	7
			BOLT, FLANGE, 10X46	110	2		66	15
			BOLT, FLANGE, 10X48	84	10	BOLT, FLANGE, 6X40	51	12
				85	9		58	20
				102	16		61	12
				103	17		66	19
			BOLT, FLANGE, 6MM	109	9	BOLT, FLANGE, 6X6	56	8
				118	7	BOLT, FLANGE, 6X65	63	12
				126	23		66	16
				128	9			20
			BOLT, FLANGE, 6X10	99	15	BOLT, FLANGE, 8X14	105	17
				107	20	BOLT, FLANGE, 8X16	104	19
			BOLT, FLANGE, 6X115	52	23	BOLT, FLANGE, 8X18	99	17
			BOLT, FLANGE, 6X12	82	21	BOLT, FLANGE, 8X20	107	21
				86	13	BOLT, FLANGE, 8X25	89	15
				92	16	BOLT, FLANGE, 8X35	106	18
				99	16	BOLT, FLANGE, 8X40	104	20
				129	18		105	18
			BOLT, FLANGE, 6X14	56	10	BOLT, FLANGE, 8X65	107	22
					11	BOLT, HANDLE LEVER PIVOT	81	15
					10		82	13
					70	BOLT, HEAD COVER	50	3
					93	BOLT, HEX., 5X12	65	5
					120	BOLT, HEX., 6X12	107	14
						BOLT, HEX., 6X20	120	21
					121		121	23
					122	BOLT, OIL, 10X25	82	14
					126		92	18
			BOLT, FLANGE, 6X16	62	5	BOLT, PIN	89	6
				66	17	BOLT, SEALING, 12MM	51	3
				71	20	BOLT, SEAT HINGE	99	13
				72	10	BOLT, SETTING	64	4
				94	16	BOLT, SOCKET, 5X9	123	14
				126	34	BOLT, SOCKET, 8X18	60	6
			BOLT, FLANGE, 6X18	66	18	BOLT, SOCKET, 8X22	107	13
				93	25	BOLT, SOCKET, 8X27	88	15
				120	23	BOLT, SPECIAL, 5X16	85	12
				122	25	BOLT, SPECIAL, 6X22	117	6
			BOLT, FLANGE, 6X20	106	14	BOLT, STUD, 10X22	96	15
			BOLT, FLANGE, 6X22	51	10	BOLT, STUD, 8X25	51	20
				56	12	BOLT, SWINGARM PIVOT	109	6
				63	11	BOOT B	89	8
				75	17		94	14
				82	20	BOOT COMP.	82	4
				111	20		92	4
				126	35	BOOT, MIRROR	79	1
			BOLT, FLANGE, 6X25	52	22	BOOT, PIN BUSH	89	7
				59	11		94	13
				62	6	BOX COMP., BATTERY	118	5
				75	13	BRACKET SUB ASSY., FR.	89	14

PART NAME INDEX

Part name	Page	Ref.	Part name	Page	Ref.	Part name	Page	Ref.
BRACKET SUB ASSY., RR.	94	8	CIRCLIP, INTERNAL, 22MM	58	17	COUNTERSHAFT	69	2
BRACKET, L. HEADLIGHT	76	3	CLAMPER COMP., FR. BRAKE HOSE	86	3	COUPLER, DUMMY	121	22
BRACKET, R. HEADLIGHT	76	2	CLAMPER, FR. BRAKE HOSE	82	3	COVER ASSY., BATTERY	118	6
BULB	111	1	CLAMPER, RR. BRAKE HOSE	92	1	COVER B, CHANGE PEDAL	106	20
BULB, POSITION	115	5	CLAMP, MASTER CYLINDER OIL			COVER COMP., LICENSE	111	3
BULB, TAILLIGHT	117	4	HOSE	92	9	COVER COMP., L. RR.	61	2
BULB, TAIL & STOP LIGHT	116	8	CLAMP, TUBE	102	15	COVER COMP., RR. HANDLE	85	5
BULB, WINKER LIGHT	113	7		19		COVER COMP., R. CRANKCASE	58	2
	114	7		103	16	COVER COMP., WATER PUMP	63	3
BUSH, 15MM	69	3		126	20	COVER SET, FR.	127	1
BUSH, 20MM	69	7		125	29	COVER SET, FR. HANDLE	85	4
		15	CLAMP, WATER HOSE	125	21	COVER SET, FR. TOP	129	19
BUSH, SPLINE, 20MM	69	10	CLIP B, BREATHER TUBE	102	1	COVER SET, L. HANDLE TOP	83	5
				103	1	COVER SET, L. RR. BODY	100	2
[C]			CLIP, BUMPER SEAL	128	11	COVER SET, L. SIDE	128	8
CABLE COMP. A, THROTTLE	81	1		130	12	COVER SET, RR. HANDLE	83	6
CABLE COMP. B, THROTTLE	81	3	CLIP, KICK STARTER ARM	106	7	COVER SET, R. HANDLE TOP	84	23
CABLE COMP., CLUTCH	81	4	CLIP, PISTON PIN, 14MM	67	5	COVER SET, R. RR. BODY	100	1
CABLE COMP., SEAT LOCK	99	12	CLIP, SNAP FITTING	84	17	COVER SET, R. SIDE	127	6
CABLE, STARTER MOTOR	64	7		101	7		128	6
CALIPER SUB ASSY., RR.	94	6		129	14	COVER SET, TAIL	100	4
CALIPER SUB ASSY., R. FR.	89	13	CLIP, SWITCH COVER	106	16		101	4
CAMSHAFT COMP., EX.	53	3	CLIP, TUBE	126	28	COVER SUB ASSY., AIR CLEANER ..	102	7
CAMSHAFT COMP., IN.	53	2			30		103	7
CAP ASSY., NOISE SUPPRESSOR ..	119	3	CLIP, WIRE HARNESS, 25MM	113	9	COVER, BATTERY MAINTENANCE	130	2
	121	3		114	10	COVER, CHANGE PEDAL	106	5
CAP COMP., RADIATOR	125	6	COIL COMP., IGNITION	119	1	COVER, COUPLER	123	9
CAP, 14MM	61	5		121	1	COVER, CYLINDER HEAD	50	1
CAP, 30MM	61	6	COLLAR A, HANDLE SETTING	84	15	COVER, FR. HANDLE	83	3
CAP, BLEEDER	89	4		85	15	COVER, FR. MAIN PIPE	130	4
	94	11	COLLAR B, HANDLE SETTING	84	16	COVER, FR. TOP	127	2
CAP, CHANGE SWITCH CONTACT	71	13		85	17	COVER, FUEL PUMP	98	9
CAP, DUMMY	119	9	COLLAR, 6.2X11	126	27	COVER, LOWER	128	7
CAP, FUEL FILLER	98	10	COLLAR, 8.5X7	104	16	COVER, L. CRANKCASE	61	1
CAP, LOCK NUT	79	2	COLLAR, FR. AXLE DISTANCE	90	5	COVER, L. MAIN PIPE SIDE	130	7
	80	1	COLLAR, FR. FENDER	116	9	COVER, L. PIVOT	130	3
CAP, MASTER CYLINDER	82	7	COLLAR, FR. WHEEL SIDE	90	4	COVER, L. RR. BODY	101	10
	92	8	COLLAR, HORN SETTING	119	13	COVER, O2 SENSOR	104	12
CAP, RESERVE TANK	125	13		121	13		105	12
CAP, SWINGARM END	109	5	COLLAR, KICK SPRING	72	8	COVER, RESERVE TANK		
CASE ASSY., UNDER	77	5	COLLAR, L. RR. WHEEL SIDE	95	5	MAINTENANCE	130	8
	78	4	COLLAR, MOUNTING	111	10	COVER, RR. LOWER	112	21
CASE ASSY., UPPER	78	3	COLLAR, MUFFLER MOUNTING	104	9	COVER, RR. MAIN PIPE	130	5
CASE COMP., L. FR. BOTTOM	88	14		105	9	COVER, R. HANDLE TOP	83	4
CASE COMP., R. FR. BOTTOM	88	6	COLLAR, RR. AXLE DISTANCE	95	8	COVER, R. MAIN PIPE SIDE	130	6
CASE COMP., THERMOSTAT	125	18	COLLAR, RR. WHEEL SIDE	95	6	COVER, R. PIVOT	130	1
CASE SUB ASSY., AIR CLEANER ..	102	6	COLLAR, SIDE COVER SETTING ..	111	16	COVER, R. RR. BODY	101	9
	103	6	COLLAR, SPLINE, 17X20X11	69	13	COVER, SEAT LOCK KEY	111	8
CASE, DRIVE CHAIN	109	1	COLLAR, STARTER REDUCTION	60	5	COVER, STARTER MOTOR TERMINAL ..	64	8
CATCH COMP., SEAT	99	8	COLLAR, SWINGARM PIVOT	109	10	COVER, TAILLIGHT	101	5
CENTER, CLUTCH	59	3	COLLAR, TAILLIGHT	117	3			11
CHAIN, CAM	56	1	COLLAR, WATER PASS, 13X8	58	1	COVER, TAIL CAP	104	4
CHAIN, DRIVE	109	2	CONNECTOR, MASTER CYLINDER ..	92	3		105	4
CIRCLIP	92	14	CONTACT ASSY., CHANGE SWITCH ..	66	7	COVER, THERMOSTAT	125	19
CIRCLIP, 17MM	70	33	CORD COMP., OXYGEN SENSOR	104	11	CRANKCASE COMP., R.	66	1
CIRCLIP, EXTERNAL, 28MM	68	18		105	11	CRANKCASE SET, L.	66	2
CIRCLIP, INTERNAL, 12MM	66	14	CORD COMP., RR. COMBINATION			CRANKSHAFT COMP.	67	1
CIRCLIP, INTERNAL, 18.8	82	16	LIGHT	116	6	CUP COMP., OIL	92	6
			COTTER, VALVE	53	13	CUSHION ASSY., RR.	110	1



PART NAME INDEX

Part name	Page	Ref.	Part name	Page	Ref.	Part name	Page	Ref.
CYLINDER COMP.	57	1	FORK, CENTER GEARSHIFT	71	2	[H]		
CYLINDER SET, FR. MASTER	82	11	FORK, L. GEARSHIFT	71	3	HARNES, WIRE	119	6
CYLINDER SET, MASTER	82	11	FORK, R. GEARSHIFT	71	1		121	6
CYLINDER SUB ASSY., FR. BRAKE			FUEL UNIT	98	13	HEADLIGHT ASSY.	76	1
MASTER	82	5	FUSE, MINI	118	12	HEAD ASSY., CYLINDER	51	1
CYLINDER SUB ASSY., RR. BRAKE						HINGE, SEAT	99	6
MASTER	92	5				HOLDER	114	9
						HOLDER SUB ASSY., ELEMENT	102	9
[D]			[G]				103	9
DAMPER SET, WHEEL	95	1	GASKET COMP., CYLINDER HEAD			HOLDER, BRUSH	64	5
DIAPHRAGM	82	9	COVER	50	2	HOLDER, COUPLER	123	8
	92	12	GASKET, CYLINDER	57	2	HOLDER, L. MAIN STEP	107	5
DISK, CLUTCH FRICTION	59	4	GASKET, CYLINDER HEAD	51	4	HOLDER, L. PILLION STEP	107	10
DISK, FR. BRAKE	90	8	GASKET, EX. PIPE	104	1	HOLDER, MIRROR	82	8
	91	13		105	1	HOLDER, R. MAIN STEP	107	4
DISK, RR. BRAKE	96	13	GASKET, L. CRANKCASE COVER ...	61	3	HOLDER, R. PILLION STEP	107	9
	97	24	GASKET, R. CRANKCASE COVER ...	58	5	HORN COMP.	119	12
DOWEL PIN, 10X12	52	21	GASKET, TENSIONER LIFTER	56	6		121	12
	57	3	GASKET, WATER PUMP	63	4	HOSE COMP., FR. BRAKE	82	2
DOWEL PIN, 8X12	61	7	GAUGE, OIL LEVEL	58	6	HOSE COMP., FUEL FEED	98	12
	65	4	GEAR A, BALANCER DRIVEN	67	7	HOSE COMP., RR. BRAKE	92	2
	66	12	GEAR A, PRIMARY DRIVE	59	10	HOSE, HEAD OUTLET	125	12
DOWEL PIN, 8X14	51	16	GEAR B, BALANCER DRIVEN	67	7	HOSE, RADIATOR INLET	125	10
DOWEL PIN, 8X16	58	11	GEAR B, PRIMARY DRIVE	59	10	HOSE, RADIATOR OUTLET	125	11
DRIVER, SCREW	132	4	GEAR C, BALANCER DRIVEN ...	67	7			
DRUM, GEARSHIFT	71	5	GEAR C, PRIMARY DRIVE	59	10	CYLINDER	92	7
DRUM, GEARSHIFT	71	5	GEAR, COUNTERSHAFT FIFTH	69	14	HOUSING, FR. THROTTLE	81	12
DUCT, INLET	102	8	GEAR, COUNTERSHAFT FIRST	69	4	HOUSING, RR. THROTTLE	81	13
	103	8	GEAR, COUNTERSHAFT FOURTH	69	11			
DUST SEAL	88	18	GEAR, COUNTERSHAFT SECOND	69	6	[I]		
DUST SEAL, 21X37X7	91	12	GEAR, COUNTERSHAFT SIXTH	69	17	IMPELLER, WATER PUMP	63	1
DUST SEAL, STEERING HEAD	86	9	GEAR, COUNTERSHAFT THIRD	69	9	INJECTOR ASSY., FUEL	75	10
			GEAR, MAINSHAFT FIFTH	69	12	INSULATOR, IN. PIPE	51	6
[E]			GEAR, MAINSHAFT SECOND	69	5			
ELEMENT COMP., AIR CLEANER	102	2	GEAR, MAINSHAFT SIXTH	69	16	[J]		
	103	2	GEAR, MAINSHAFT THIRD & FOURTH	69	8	JOINT COMP., INJECTOR	75	12
EMBLEM	135	28	GEAR, OIL PUMP DRIVEN	65	3	JOINT, BRAKE ROD	92	15
	137	29	GEAR, STARTER REDUCTION	60	3	JOINT, DRIVE CHAIN	109	3
	140	31	GEAR, WATER PUMP DRIVEN	63	6	JOINT, WATER	51	7
EMBLEM, PRODUCT	84	9	GRIP	132	2			
	85	8	GRIP COMP., THROTTLE	81	10	[K]		
E-RING, 6MM	65	6	GRIP, L. HANDLE	81	11	KEY SET	123	1
			GRIP, RR.	99	2	KEY, BLANK	123	5
[F]			GROMMET, AIR CLEANER CASE	123	12	KEY, SEAT LOCK	99	11
FAN COMP., COOLING	125	4		130	9	KEY, WOODRUFF, 4MM	68	13
FENDER A, FR.	87	1	GROMMET, MAIN PIPE COVER	127	3			
FENDER B, FR.	87	2	GROMMET, SIDE COVER	84	8			
FENDER B, RR.	111	12		85	7			
FENDER SET A, FR.	87	8	GUARD, CHANGE SWITCH CORD	61	4	[L]		
FENDER, RR. LOWER	111	11	GUARD, R. HEEL	107	2	LABEL, AIR CLEANER ELEMENT		
FENDER, RR. UPPER	111	9	GUIDE A, CAM CHAIN	56	7	NOTICE	133	3
FILTER SET	98	3	GUIDE B, CAM CHAIN	56	5	LABEL, COOLANT INFORMATION ...	133	5
FLANGE SUB ASSY., DRIVEN	95	7	GUIDE COMP., RR. BRAKE HOSE ..	94	7	LABEL, DRIVE CAUTION	133	4
FLYWHEEL COMP.	62	1	GUIDE, CLUTCH OUTER	59	2	LABEL, RADIATOR CAP	125	7
FORK ASSY., L. FR.	88	13	GUIDE, EX. VALVE	51	2	LABEL, TIRE & DRIVE CHAIN	133	1
FORK ASSY., R. FR.	88	1						

PART NAME INDEX

Part name	Page	Ref.	Part name	Page	Ref.	Part name	Page	Ref.
LENS ASSY.	77	3	[N]			OIL SEAL, 26X37X6	96	18
LENS ASSY., RR. COMBINATION ...	116	3	NUT-WASHER, 6MM	64	9	OIL SEAL, 28X42X7	97	21
LENS COMP., L. WINKER	114	4	NUT, CLIP, 4MM	83	7	O-RING	73	3
LENS COMP., R. WINKER	114	2		85	6		88	19
LENS COMP., WINKER	113	2	NUT, CLIP, 5MM	84	18		98	2
				87	5	O-RING, 12.8X1.8	58	16
LEVER COMP., CLUTCH	58	7		101	8	O-RING, 13.8X2.4	61	8
LEVER, L. STEERING HANDLE	81	14		129	15	O-RING, 14.8X1.9	51	18
LEVER, R. STEERING HANDLE	82	12		131	15	O-RING, 14.8X2.4	93	20
LIFTER ASSY., TENSIONER	56	4	NUT, CLIP, 6MM	118	9	O-RING, 18X3	58	15
LIGHT ASSY., LICENSE	111	2		126	25	O-RING, 1.5X9.5	56	9
LIGHT ASSY., TAIL & STOP	116	1	NUT, COWL SETTING, 5MM	85	10	O-RING, 21X2.4	66	21
LIGHT COMP., L. FR. POSITION ..	115	4	NUT, FLANGE, 10MM	123	17	O-RING, 24.4X3.1	64	10
LIGHT COMP., R. FR. POSITION ..	115	3	NUT, FLANGE, 12MM	62	4	O-RING, 30MM	61	9
			NUT, FLANGE, 3MM	126	26	O-RING, 4X2	64	11
[M]			NUT, FLANGE, 6MM	81	19	O-RING, 51X2	97	22
MAINSHAFT	69	1		82	19	O-RING, 6.3X2.2	75	14
MARK	134	5		98	15	O-RING, FUEL PUMP	98	8
	136	4	NUT, FLANGE, 8MM	113	11	O-RING, IN. PIPE	51	17
	138	4		118	10	O-RING, THROTTLE BODY	73	2
	141	3				OUTER COMP., CLUTCH	59	1
	143	37		51	13	OUTER COMP., STARTING CLUTCH ..	60	2
MARK, BATTERY CAUTION	133	2		104	17			
MARK, HONDA	134	1	NUT, HEX. CAP, 8MM	105	15	[P]		
				104	15	PACKING A	116	4
	136	1		105	14	PACKING B	116	7
			NUT, HEX., 10MM	79	6	PACKING, DRAIN COCK, 12.5X20 ..	66	11
				80	5	PACKING, FUEL FILLER CAP	98	11
			NUT, HEX., 12MM	107	15	PACKING, LENS	111	5
	138	1	NUT, HEX., 6MM	99	14	PAD SET, FR. BRAKE	89	2
				109	12	PAD SET, RR.	94	1
			NUT, HEX., 8MM	81	17	PEDAL COMP., RR. BRAKE	106	12
	141	1		93	22	PEDAL, GEAR CHANGE	106	1
				59	12	PGM-FI UNIT	120	18
	145	1	NUT, SPECIAL FLANGE, 14MM	87	4		121	18
			NUT, SPECIAL, 6MM	109	11	PIECE, OIL LOCK	88	7
MARK, HRC	134	7		123	11	PINION, KICK STARTER	72	1
	139	10	NUT, SPECIAL, 6X7	129	13	PIN C, PILLION STEP	107	19
	144	49	NUT, SPRING, 4MM	86	6	PIN D, JOINT	93	24
MARK, L. WING	134	4	NUT, STEERING STEM LOCK	84	14	PIN, HANGER	89	10
MARK, REPSOL	134	6	NUT, U, 10MM	85	14		94	9
	138	9		96	16	PIN, PISTON	67	4
	141	6		108	7	PIN, SHIFT RETURN SPRING	71	12
MARK, R. WING	134	3	NUT, U, 12MM	110	4	PIN, SPLIT, 1.6X15	107	18
METER ASSY., COMBINATION	77	1		90	10	PIN, SPLIT, 2.0X12	106	17
	78	1		96	17	PIN, SPLIT, 2.0X15	93	23
METER COMP., LCD	78	2	NUT, U, 5MM	111	15	PIN, SPLIT, 3.0X25	108	9
METER COMP., TACHO & LCD	77	2	NUT, U, 6MM	111	14	PIN, SPRING, 2X10	93	27
MIRROR COMP., L.	79	4				PIPE COMP., FR. FORK	88	3
MIRROR COMP., R.	80	3	[O]			PIPE COMP., STEERING HANDLE ..	83	1
	79	3					85	1
MOTOR ASSY., STARTER	80	2	OIL SEAL, 12X18X4	58	12	PIPE, CP	115	1
MOTOR COMP., FAN	64	1	OIL SEAL, 12X20X5	58	14	PIPE, IN.	51	5
MUFFLER COMP., EX.	104	3		63	10	PIPE, MAIN STAND PIVOT	108	3
	105	3	OIL SEAL, 12X22X7	71	19	PIPE, SEAT	88	11
			OIL SEAL, 16X28X7	58	13			
			OIL SEAL, 20X34X7	70	39			



PART NAME INDEX

Part name	Page	Ref.	Part name	Page	Ref.	Part name	Page	Ref.
SEAT COMP., DOUBLE	99	4	SPRING, THRUST	68	10	STRIPE B, L. SIDE COVER	142	18
SEAT, RATCHET SPRING	72	6	SPRING, VALVE INNER	53	10		145	6
SEAT, SPRING UPPER	88	9	SPRING, VALVE OUTER	53	9	STRIPE B, R. SIDE COVER	135	12
SEAT, VALVE SPRING	53	12	SPROCKET COMP., FINAL DRIVEN ..	95	2			13
SENSOR ASSY., SPEED	66	8	SPROCKET, DRIVE	69	18		137	13
SENSOR ASSY., WATER			STAND COMP., MAIN	108	1			14
TEMPERATURE	51	9	STATOR COMP.	62	2		139	15
SENSOR SET	73	1	STAY COMP., FR. TOP COVER	123	10			16
SENSOR, OXYGEN	104	10	STAY COMP., RESERVE TANK &				142	13
	105	10	CABLE	66	6			14
SET RING, 20MM	70	34	STAY, HARNESS	123	7			15
SET, BANK ANGLE SENSOR	119	11	STAY, L. UNDER COVER	127	5		145	5
	121	11	STAY, RADIATOR LOWER	125	8	STRIPE C, FR. TOP COVER	146	9
SHAFT, GEARSHIFT FORK	71	4	STAY, R. UNDER COVER	127	4	STRIPE C, L. SIDE COVER	135	21
SHAFT, REDUCTION GEAR	60	4	STAY, SEAT HINGE	99	1		137	19
SHAFT, ROCKER ARM	53	6	STAY, SEAT LOCK CABLE	99	10			20
SHAFT, WATER PUMP	63	5	STAY, WIRE	73	6		143	28
SHIM, TAPPET	53	14	STEM SUB ASSY., STEERING	86	10			30
	54	14	STOPPER COMP., GEARSHIFT DRUM	71	7			36
	55	14	STRIPE A, FR. TOP COVER	139	24	STRIPE C, R. SIDE COVER	135	20
SHROUD COMP.	125	2		143	26		137	17
SHUTTER, KEY	123	4		145	7			18
SLEEVE, RR. WHEEL	95	4	STRIPE A, L. FR. FENDER	141	5		143	25
SLIDER	121	8	STRIPE A, L. RR. BODY COVER ..	143	23			27
SLIDER, CHAIN	109	7	STRIPE A, L. SIDE COVER	134	10			33
SLIDER, THROTTLE CABLE	81	2		135	11	STRIPE D, L. SIDE COVER	143	34
SOCKET COMP., POSITION	115	2		136	11			41
SOCKET COMP., TAILLIGHT	117	2			12	STRIPE D, R. SIDE COVER	143	32
SPACER, IGNITION COIL	119	2		139	13			39
	121	2			14	STRIPE, FR. TOP COVER	135	22
SPANNER, 10X12	132	7		141	10		139	23
SPANNER, 10X14	132	8		142	11		143	31
SPANNER, 12X17	132	9			12			40
SPANNER, 8	132	6		145	4	STRIPE, L. FR. FENDER	136	8
SPINDLE COMP., GEARSHIFT	71	9	STRIPE A, R. FR. FENDER	141	4		138	8
SPINDLE, KICK STARTER	72	5	STRIPE A, R. RR. BODY COVER ..	142	20	STRIPE, L. FR. TOP COVER	137	23
SPRING ASSY., MAIN STAND	108	2	STRIPE A, R. SIDE COVER	134	8			24
SPRING ASSY., SIDE STAND	108	10			9		143	38
SPRING, BALANCER GEAR	68	9		136	9	STRIPE, L. HANDLE TOP COVER ...	136	6
SPRING, BEARING PUSH	66	4			10		138	6
SPRING, BRAKE PEDAL	106	13		139	11	STRIPE, L. RR. BODY COVER	135	18
SPRING, CARBON BRUSH	64	3			12			19
SPRING, CHANGE SWITCH CONTACT ..	71	14		141	7			21
SPRING, CLUTCH	59	8			8			22
SPRING, CLUTCH LEVER	58	8			9		142	22
SPRING, FR. CUSHION REBOUND ..	88	4		145	3		143	22
SPRING, FR. FORK	88	2	STRIPE B, FR. TOP COVER	139	25			24
SPRING, GEARSHIFT ARM	71	10		143	29	STRIPE, L. TAIL COVER	135	25
SPRING, GEARSHIFT DRUM STOPPER ..	71	8		145	8			26
SPRING, GEARSHIFT RETURN	71	11		146	8		137	27
SPRING, KICK RETURN	72	7	STRIPE B, L. SIDE COVER	135	14			28
SPRING, KICK STARTER	106	9			15		140	28
SPRING, KICK STARTER STOPPER ..	107	1		137	15			29
SPRING, LOCK KEY SETTING	99	3			16		143	45
SPRING, PAD	89	9		139	17		144	46
	94	4			18			47
SPRING, RATCHET	72	4		142	16		146	11
SPRING, SEAT LOCK	99	9			17	STRIPE, R. FR. FENDER	136	7
SPRING, STOP SWITCH	106	11					138	7



PART NAME INDEX

Part name	Page	Ref.	Part name	Page	Ref.	Part name	Page	Ref.
STRIPE, R. FR. TOP COVER	137	21	THROTTLE BODY ASSY.	73	7	WASHER, SPECIAL, 15MM	70	27
		22		74	7	WASHER, SPECIAL, 8MM	88	16
	143	35	TIRE, FR.	90	7	WASHER, SPLINE, 17MM	70	24
STRIPE, R. HANDLE TOP COVER ...	136	5	TIRE, RR.	95	11	WASHER, SPLINE, 17X23X1.6	70	31
	138	5	TRAY, FUEL	98	4	WASHER, SPLINE, 20MM	70	29
STRIPE, R. RR. BODY COVER	135	16	TUBE, 5X180	58	18	WASHER, THRUST, 15MM	70	26
		17	TUBE, 5.3X370	126	32	WASHER, THRUST, 17MM	69	22
	139	19	TUBE, AIR CLEANER CONNECTING ..	102	10	WASHER, THRUST, 20X19X1.0	70	25
		20		103	10	WASHER, THRUST, 5MM	85	16
	142	19	TUBE, BREATHER	102	13	WASHER, THRUST, 6MM	71	16
		21		103	14	WASHER, WAVE	89	11
STRIPE, R. TAIL COVER	135	23	TUBE, BYPASS	125	20	WEIGHT A, HANDLE	83	2
		24	TUBE, DRAIN	103	12		85	2
	137	25	TUBE, RESERVE TANK OVERFLOW ..	126	31	WEIGHT COMP., BALANCER	67	6
		26	TUBE, VINYL, 8X12X300	102	20	WEIGHT, BALANCE	90	1
	140	26	TUBE, WATER DRAIN	58	18		95	10
		27				WHEEL SUB ASSY., FR.	90	6
	143	42	[V]			WHEEL SUB ASSY., RR.	95	9
		43				WINKER ASSY., L. FR.	113	3
		44	VALVE SET, IDLE AIR CONTROL ..	74	9		114	3
	146	10	VALVE, EX.	53	8	WINKER ASSY., L. RR.	113	6
STRIPE, TAIL COVER	135	27	VALVE, IN.	53	7		114	6
	140	30	VALVE, RIM	90	2	WINKER ASSY., R. FR.	113	1
SUB HARNESS, BATTERY	118	2		95	12		114	1
SUB HARNESS, FR.	119	7	VISOR, FR.	96	12	WINKER ASSY., R. RR.	113	5
	121	7		85	3		114	5
SUSPENSION, ENGINE CONTROL			[W]			WRENCH, EYE, 19MM	132	10
UNIT	120	19				WRENCH, HEX., 5MM	132	5
	121	19	WASHER, 12MM	63	9	WRENCH, SPARK PLUG	132	3
SUSPENSION, RELAY CASE	119	14	WASHER, 12X24X2.3	62	3			
	121	14	WASHER, 12.2X17X1.5	51	14			
SUSPENSION, WINKER RELAY	119	16	WASHER, 14.1MM	59	15			
	120	16	WASHER, 15.5X22	106	15			
	121	16	WASHER, 17X22	108	8			
SWINGARM SUB ASSY., RR.	109	8	WASHER, 20MM	59	14			
SWITCH ASSY., COMBINATION &			WASHER, 25X20.2X1	70	32			
LOCK	123	2	WASHER, 28.1X36X1.8	68	12			
SWITCH ASSY., FR. STOP	82	1	WASHER, 28.2X45X1.0	68	11			
SWITCH ASSY., RR. STOP	106	10	WASHER, 3X11X1.0	66	10			
SWITCH ASSY., STARTER MAGNETIC	118	3	WASHER, 6.1MM	71	17			
SWITCH COMP., COMBINATION &			WASHER, 7X13X1.2	63	7			
LOCK	123	3	WASHER, 8MM	51	15			
SWITCH COMP., FR. LEVER	81	9	WASHER, LOCK, 17MM	69	21			
SWITCH UNIT, DIMMER	81	6	WASHER, LOCK, 20X19X1.0	69	23			
SWITCH UNIT, HORN	81	7	WASHER, NYLON, 7MM	106	2			
SWITCH UNIT, STARTER	81	5	WASHER, OIL BOLT	82	15			
SWITCH UNIT, WINKER	81	8		93	19			
			WASHER, PLAIN, 10MM	107	17			
[T]				110	5			
TAILLIGHT COMP.	117	1	WASHER, PLAIN, 12MM	97	23			
TANK COMP., FUEL	98	5	WASHER, PLAIN, 17MM	59	13			
TANK, RADIATOR RESERVE	125	14	WASHER, PLAIN, 6MM	107	16			
TENSIONER COMP., CAM CHAIN ...	56	2	WASHER, PLAIN, 8MM	104	18			
TERMINAL SET, BRUSH	64	2		105	16			
THERMOSTAT	125	17	WASHER, RUBBER, 8.5X13X2.5 ...	104	7			
THREAD COMP., STEERING HEAD			WASHER, SEALING, 6.5MM	63	8			
TOP	86	11	WASHER, SPECIAL, 12MM	70	30			
			WASHER, SPECIAL, 14MM	72	9			

1

FOREWORD INDEX

2

ENGINE GROUP

3

FRAME GROUP

4

PART NUMBER INDEX

5

PART NAME INDEX



PARTS CATALOGUE NEWS

Honda Motor Co., Ltd.

PARTS CATALOGUE - CORRECTED

CODE NO.	18K56HM3
PARTS CATALOGUE NEWS	FS150F FS150F H/J/K/L/N
NEWS NO.	001

Block No.	Ref. No.	Note	Part No.	Description	Reqd. QTY					Serial No.	Parts catalogue code
					H	J	FS150F K	L	N		
F-7-1	4	D	53205-K3K-M00	COVER, FR. HANDLE.....	-	-	-	-	1		

NOTE A:PART NO. CHANGE D:NEWLY PROVIDED E:PART NO. DELETION K:REQUIRED NO. CORRECTION L:APPLICATION SERIAL NO. CORRECTION
M:PART DESCRIPTION CORRECTION T:APPLICATION CORRECTION Z:REMARKS CHANGE

HONDA