



ACB160CAT

ACB160CAT_N

PARTS CATALOGUE

1

FOREWORD INDEX

1

ENGINE GROUP

2

FRAME GROUP

3

PART NUMBER INDEX

4

PART NAME INDEX

5

Instruction for use of parts catalogue

- **This parts catalogue has been created as of October 01, 2022.**
 - Since this date, the sales practice for repair parts may have been changed or the parts may have been eliminated (listed for those not for sale).
 - The modified information is reflected on the latest Electronic Parts Catalogue (EPC).
Also, refer to the parts catalogue news for any change.
 - See the parts catalogue news for any revision that is made after October 01, 2022.
- **Always specify the part number when ordering a part.**
 - Check the model, type, serial numbers, color, maker, and the size as needed before ordering a part.
 - Note that the illustrations (part drawings) can differ from the actual parts in shape.
They are given just to help you to refer to the parts.
- **When modifications or additions to this parts catalogue are made, a revised edition will be issued at an appropriate time, with successively progressing revision numbers on the cover. We recommend obtaining such revisions in order to keep your parts catalogue up-to-date at all times. To check whether a parts catalogue revision has been issued, please contact your Honda distributor.**

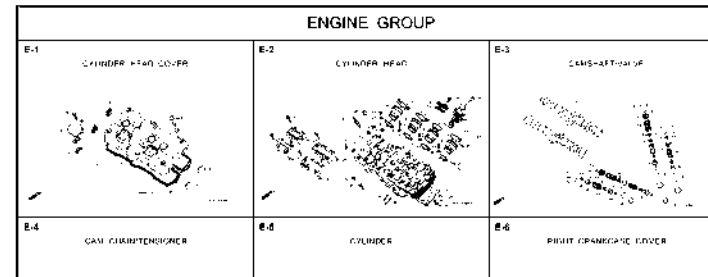
Initial version issue date
October 01, 2022
Honda Motor Co., Ltd.

CONTENTS

	Page
●Instruction for use of parts catalogue	1
●How to refer to the part information	2
●Part catalogue structure.....	3
●When the parts were revised.....	5
●Abbreviations used in the parts catalogue.....	5
●Part block and serial number check.....	6
●Models, parts catalogue codes and applicable serial numbers	7
●Color chart.....	8
●Fuel hose, general purpose hoses and vinyl hose.....	14
●FLAT RATE SERVICE TIME	18
●Illustrated index	23
●ENGINE GROUP	30
●FRAME GROUP.....	54
●PART NO. INDEX	101
●PART NAME INDEX.....	104

How to refer to the part information

A Reference with "Illustrated index"

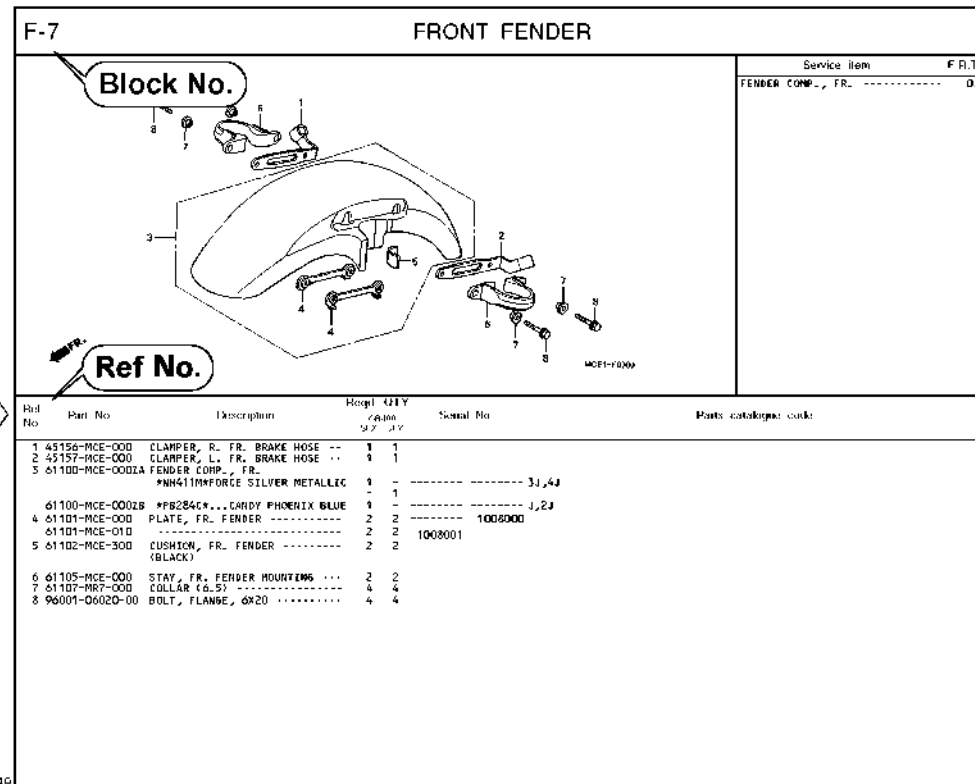


B Reference with "Part number index"

PART NO. INDEX					
Part Number	Page	Ref.	Part Number	Page	Ref.
04000			13323-MY9-751	28	10
			13324-MY9-751	28	10
04911-MCE-000	26	1	13325-MY9-751	28	10
			13327-MY9-751	28	10
05000			14000		
05402-MY9-P00	57	3	14100-MCE-000	13	2
05402-MY9-P10	57	3	14200-MCE-000	13	3
05410-MY9-860	56	1	14321-MCE-000	16	2
05435-MCE-006	55	1	14401-MCE-000	16	3
05451-166-A05	51	2	14510-MCE-000	16	4
05451-W35-A05	55	2	14520-MY9-691	16	5
05451-W47-A05	51	1	14524-MY9-690	16	6
05455-MCE-006	51	3	14546-MCE-000	16	7
			14620-MY9-691	16	8
11000			14711-MCE-000	13	4
11210-MCE-000	25	1	14712-MCE-000	13	5
11330-MCE-305	18	1	14721-MCE-000	13	6
11333-KY9-000	22	1	14728-MCE-000	13	7
11335-MCE-000	18	2	14730-MCE-000	13	8
11360-MCE-000	23	1	14731-MCE-000	13	9
11365-MCE-000	23	2	14731-MY9-751	13	10
11396-MY9-000	18	3	14751-KY2-000	13	11
11631-MCE-000	21	1	14751-MCE-000	13	12
11691-MY9-000	21	2	14761-MCE-000	13	13

C Reference with "Part name index"

PART NAME INDEX					
Part name	Page	Ref.	Part name	Page	Ref.
[A]			BOLT, CHANGE		
ADJUSTER, CHAIN	67	5	BOLT, CLUTCH		
ARM COMP., GEAR CHANGE	64	3	BOLT, CONNEX		
ARM, L. MAIN STEP	65	8	BOLT, DISK, 1		
ARM, L. PILLION STEP	65	12	BOLT, DRAIN, f		
ARM, R. MAIN STEP	65	5	BOLT, FLANGE		
ARM, R. PILLION STEP	65	11	BOLT, FLANGE		
AUTO COOK ASSY, FUEL	58	2	BOLT, FLANGE		
AXLE, FR. WHEEL	52	3	BOLT, FLANGE		
AXLE, RR. WHEEL	56	3	BOLT, FLANGE		
[B]			BOLT, FLANGE		
BAE, AIR PRESSURE GAUGE	77	4	BOLT, FLANGE		
BAS, SERVICE BOOK	77	1	BOLT, FLANGE		
BAS, TOOL	77	3	BOLT, FLANGE		
BALL, STEEL	65	20	BOLT, FLANGE		
BAND A, INSULATOR	11	11	BOLT, FLANGE		
BAND B, INSULATOR	11	12	BOLT, FLANGE		
BAND, AIR CLEANER CONNECTING TUBE	62	22	BOLT, FLANGE		
BAND, U-LOCK	70	3	BOLT, FLANGE		
BAND, WIRE	46	14	BOLT, FLANGE		
	43	21			
	74	18			



Page No.

2000.09.01 E

Part catalogue structure

F-7		FRONT FENDER		Service item		F.R.T.	
				FENDER COMP., FR.		0.3	
1	45156-MCE-000	CLAMPER, R. FR. BRAKE HOSE ..	1	1			
2	45157-MCE-000	CLAMPER, L. FR. BRAKE HOSE ..	1	1			
3	61100-MCE-000ZA	FENDER COMP., FR. *NH411M*FORCE SILVER METALLIC	1	-	-----	3J,4J	
	61100-MCE-000ZB	*PB284C*...CANDY PHOENIX BLUE	1	-	-----	J,2J	
4	61101-MCE-000	PLATE, FR. FENDER	2	2	-----	1008000	
	61101-MCE-010	2	2	1008001		
5	61102-MCE-300	CUSHION, FR. FENDER	2	2			
		(BLACK)					

① Block title ② Block number

③ Service item/Flat rate time

④ Reference number

- Title number marked with the parenthesis or parentheses indicates that it continues from the previous page.

⑤ Part number ⑥ Honda color code

⑦ Description

⑧ Assemblies

- Sections framed with broken lines in the exploded view drawings are available as complete assemblies. (Their individual parts can also be obtained.)

⑨ Color description

⑩ Note

- Notes are shown with the parentheses in the part name column.

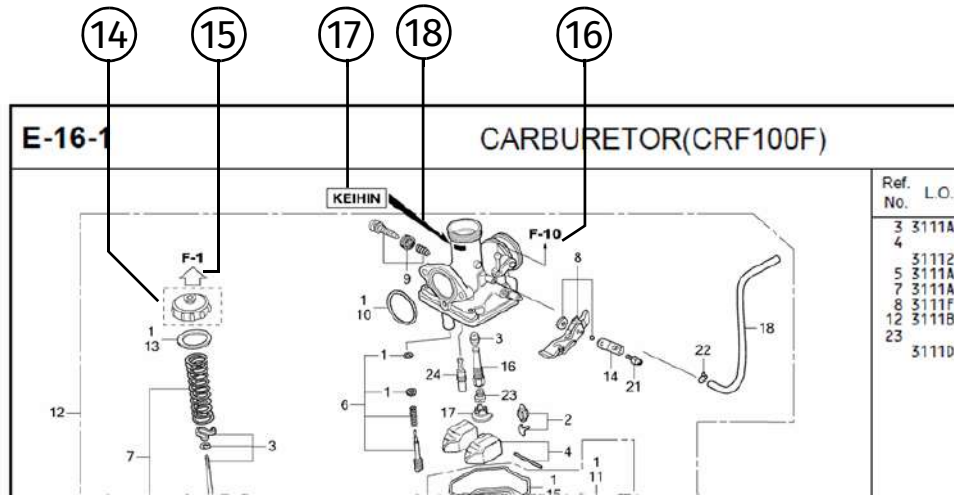
⑪ Required quantity

- Reqd. QTY shown in the parenthesis or parentheses indicates the optional part.
- Reqd. QTY marked with "N" indicates the optional part that should be selected as needed.
- Reqd. QTY indicates the number of the part used in the block.

⑫ Serial number

⑬ Parts catalogue code

- When the parts catalogue code column is blank, it indicates that the part is applicable to all codes.



⑭
 • Parts enclosed within a dotted line are covered in a different block.

⑮
 • A hollow arrow indicates the block No. for the parts enclosed within a dotted line .


⑯
 • A solid arrow indicates the block No. the part in question is connected to.

⑰ **Replacement Identification Information for Designated Part No.**

⑱ **Location of Replacement Identification Information for Designated Part No.**

- If an arrow mark is indicated in 18, the part is incompatible with a different part No.
- Make sure to order the part of the same manufacture, including the component part.
- To make an order, indicate the part No., which includes the symbol displayed on the applicable section of the part to be replaced.

When the parts were revised



Ref. No.	Part No.	Description	Reqd. QTY		Serial No.
			QB400	SFX SFY	
1	45156-MCE-000	CLAMPER, R. FR. BRAKE HOSE ..	1	1	
2	45157-MCE-000	CLAMPER, L. FR. BRAKE HOSE ..	1	1	
3	61100-MCE-000ZA	FENDER COMP., FR. *NH411M*FORCE SILVER METALLIC	1	-	3J,4J
	61100-MCE-000ZB	*PE284C*...CANDY PHOENIX BLUE	1	-	J,2J
4	61101-MCE-000	PLATE, FR. FENDER (###).....	2	2	1008000
	61101-MCE-010	2	2	1008001
5	61102-MCE-300	CUSHION, FR. FENDER (BLACK)	2	2	
6	61105-MCE-000	STAY, FR. FENDER MOUNTING ...	2	2	
7	61107-MR7-000	COLLAR (6.5)	4	4	
8	96001-06020-00	BOLT, FLANGE, 6X20	4	4	

The number has been used from the initial model without revision.

When shown at the left side, it is applicable to the models of No.1008001 and the subsequent numbers.

When shown at the right side, it is applicable to the models up to No.1008000.

The parts listed with "###" at the end of the parts name have limited supply period (parts not for sale).

Abbreviations used in the parts catalogue

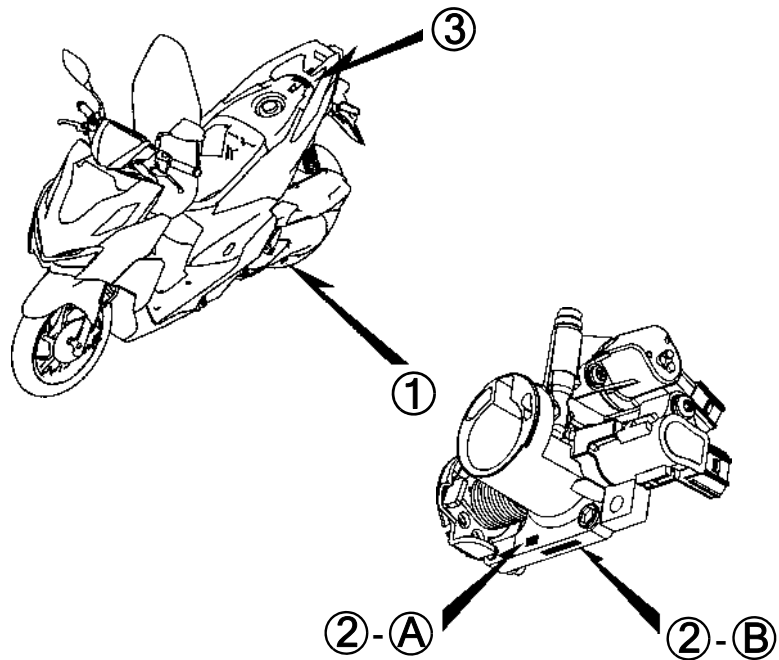
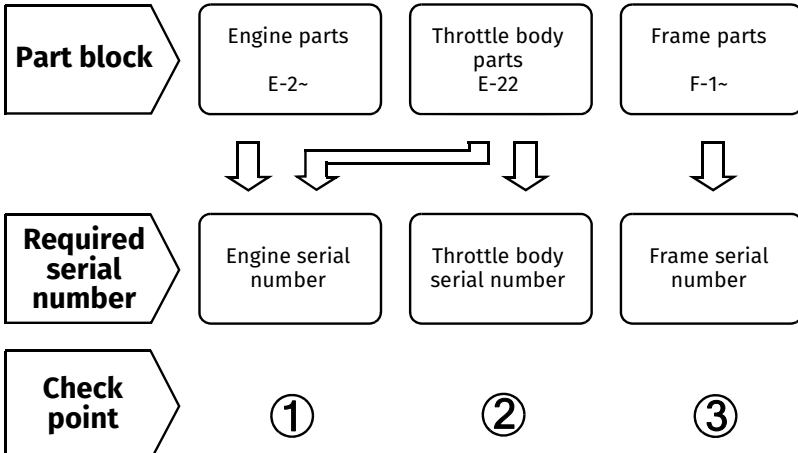


* "L." or "R." in the description of a part stands for the LEFT hand side or the RIGHT hand side. Determine the left or right as if you were in the motorcycle seat.

The following abbreviations are used in this parts catalogue.

A	Ampere	L	Left
ABS	Anti-lock brake system	L (100L) ...	Link (100 Links)
A.C.	Alternating current	L.E.D.	Light emitted diode
A.M.	Attaching mark	MM	Millimeter
ASSY.	Assembly	MPH	Miles per hour
C.D.I.	Capacitive discharge ignition	R.	Right
COMP.	Complete	RR.	Rear
CP.	Candle power	STD.	Standard
D.C.	Direct current	T (22T)	Tooth (22 Teeth)
EX.	Exhaust	TCS	Traction control system
FR.	Front	T.M.	Transcript mark
G	Gram	V	Volt
HEX.	Hexagonal	W	Watt
IN.	Inlet	WL	With labelling
KPH	Kilometers per hour	WOL	Without labelling

Part block and serial number check



Models, parts catalogue codes and applicable serial numbers

Models, parts catalogue codes and applicable serial Nos. given in this parts catalogue can be identified as follows.
 Parts with parts catalogue codes are exclusive for models destined for countries designated.
 If no area codes are listed, parts are for common use.

Model	Area code	Type	Applicable engine serial No.	Applicable frame serial No.	Applicable throttle body identification No.
ACB160CATn	2MA	Malaysia	KF49E-8000001~	PMKKF494*NB000001~	GQPQA A
	MA			PMKKF492*NB000001~	

* Of carburetor/throttle body identification numbers, only the portions underlined in the example below are used for registration.

GQ PQA A KC 7
 (A) (B)



Color chart

- When ordering a colored part, refer to the chart below and use a part number consisting of the relevant basic part number to which has been added a part color code.

ACB160CAT (ACB160CATN).....2MA

No.	MODEL		ACB160CATN				
	COLOR		Mat charcoal gray metallic NH-B31M	Applicable model		Applicable block No.	Ref. No.
	CODE			Initial applicable model	Final applicable model		
	Name of colored parts	Basic part No.	NHB31				
1	BRACKET, RR. FENDER	50186-K59-A70	ZA			F-39	3
2	COVER B, L. BODY SIDE	83630-K2S-N00	ZK			F-15	7
3	COVER B, R. BODY SIDE	83530-K2S-N00	ZH			F-15	4
4	COVER COMP., METER	53270-K2S-N10	ZB			F-9	6
5	COVER SET, FR. HANDLE	53290-K2S-N10	ZA			F-9	7
6	COVER SET, L. BODY	83550-K2S-M30	ZA			F-15	5
7	COVER SET, L. FR.	64600-K2S-M30	ZA			F-12	9
8	COVER SET, R. BODY	83450-K2S-M30	ZA			F-15	2
9	COVER SET, R. FR.	64500-K2S-M30	ZA			F-12	8
10	COVER, CENTER	80151-K2S-N00	ZA			F-15	1
11	COVER, FR.	64301-K2S-T00	ZS			F-12	1
12	COVER, FR. LOWER	64308-K2S-N00	ZA			F-12	5
13	COVER, FR. TOP	64302-K2S-T00	ZB			F-12	2
14	COVER, FR. TOP INNER	64304-K2S-N00	ZA			F-12	4
15	COVER, INNER LOWER	81141-K2S-N00	ZA			F-13	6
16	COVER, INNER UPPER	81142-K2S-N00	ZU			F-13	7
17	COVER, L. BODY SIDE	83620-K2S-N00	ZA			F-15	6
18	COVER, L. FLOOR SIDE	64432-K2S-N00	ZV			F-14	8
19	COVER, L. HANDLE TOP	53209-K2S-N10	ZP			F-9	5
20	COVER, L. UNDER SIDE	64360-K2S-N00	ZA			F-14	6

ACB160CAT (ACB160CATN).....2MA

No.	MODEL		ACB160CATN				
	COLOR		Mat charcoal gray metallic NH-B31M	Applicable model		Applicable block No.	Ref. No.
	CODE			Initial applicable model	Final applicable model		
	Name of colored parts	Basic part No.	NHB31				
21	COVER, R. BODY SIDE	83520-K2S-N00	ZA			F-15	3
22	COVER, R. FLOOR SIDE	64431-K2S-N00	ZV			F-14	7
23	COVER, R. HANDLE TOP	53208-K2S-N10	ZP			F-9	4
24	COVER, R. UNDER SIDE	64350-K2S-N00	ZA			F-14	5
25	COVER, RR. CENTER	83750-K2S-N00	ZC			F-15	8
26	COVER, RR. FENDER UPPER	80103-K59-A70	ZB			F-39	7
27	COVER, RR. HANDLE	53206-K2S-N10	ZA			F-9	3
28	COVER, UNDER	64340-K2S-N00	ZA			F-14	4
29	EMBLEM	86831-K2S-N10	ZA			F-48	10
30	FENDER SET A, RR.	80100-K59-T10	ZA			F-39	4
31	FENDER SET, FR.	61110-K2S-M10	ZD			F-11	1
32	GARNISH, FR.	64303-K2S-N00	ZA			F-12	3
33	GARNISH, L. FR.	64420-K2S-N00	ZA			F-12	7
34	GARNISH, R. FR.	64320-K2S-N00	ZA			F-12	6
35	HOOK, LUGGAGE	81132-GAH-000	YV			F-13	2
36	LID ASSY., INNER POCKET	81130-K2S-N00	ZU			F-13	1
37	LID, BATTERY	64460-K2S-N00	ZA			F-14	9
38	LID, SMART EMERGENCY	81145-K59-A70	ZB			F-13	8
39	MARK	86611-K2S-M10	ZE			F-48	5
40	MARK, HONDA	86102-KZR-700	ZA			F-48	2
41	MARK, HONDA	86103-K2S-N10	ZA			F-48	3
42	PLUG, HOLE	90656-GCC-000	ZE			F-14	13
43	PLUG, HOLE	90656-GCC-000	ZE			F-24	17
44	RAIL, RR. GRAB	84100-K2S-T00	ZA			F-24	13



ACB160CAT (ACB160CATN).....2MA

No.	MODEL		ACB160CATN				
	COLOR		Mat charcoal gray metallic NH-B31M	Applicable model		Applicable block No.	Ref. No.
	CODE			Initial applicable model	Final applicable model		
	Name of colored parts	Basic part No.	NHB31				
45	SEAT COMP., DOUBLE	77200-K2S-N00	ZA			F-24	2
46	STEP, FLOOR	64310-K2S-N00	ZA			F-14	1
47	WHEEL SUB ASSY., FR.	44650-K2S-M10	ZB			F-20-40	5
48	WHEEL SUB ASSY., RR.	42650-K2S-M10	ZB			F-22-40	1

ACB160CAT (ACB160CATN).....MA

No.	MODEL		ACB160CATN						
	COLOR		Sword silver metallic	Pearl nightfall blue	Vivacity red	Applicable model		Applicable block No.	Ref. No.
	CODE		NH-A95M	PB-407P	R-331				
	Name of colored parts	Basic part No.	NHA95	PB407	R331	Initial applicable model	Final applicable model		
1	BRACKET, RR. FENDER	50186-K59-A70	ZA	ZA	ZA			F-39	3
2	COVER B, L. BODY SIDE	83630-K2S-N00	ZB	ZC	ZF			F-15	7
3	COVER B, R. BODY SIDE	83530-K2S-N00	ZB	ZC	ZF			F-15	4
4	COVER COMP., METER	53270-K2S-N10	ZB	ZB	ZB			F-9	6
5	COVER SET, FR.	64300-K2S-M10	ZC	ZB	ZA			F-12	1
6	COVER SET, FR. HANDLE	53290-K2S-N10	ZA	ZA	ZA			F-9	7
7	COVER SET, L. BODY	83550-K2S-M10	ZC	ZB	ZA			F-15	5
8	COVER SET, L. FR.	64600-K2S-M10	ZC	ZB	ZA			F-12	9
9	COVER SET, R. BODY	83450-K2S-M10	ZC	ZB	ZA			F-15	2
10	COVER SET, R. FR.	64500-K2S-M10	ZC	ZB	ZA			F-12	8
11	COVER, CENTER	80151-K2S-N00	ZA	ZA	ZA			F-15	1
12	COVER, FR. LOWER	64308-K2S-N00	ZA	ZA	ZA			F-12	5
13	COVER, FR. TOP	64302-K2S-T00	ZB	ZB	ZB			F-12	2
14	COVER, FR. TOP INNER	64304-K2S-N00	ZA	ZA	ZA			F-12	4
15	COVER, INNER LOWER	81141-K2S-N00	ZA	ZA	ZA			F-13	6
16	COVER, INNER UPPER	81142-K2S-N00	ZJ	ZG	ZF			F-13	7
17	COVER, L. BODY SIDE	83620-K2S-N00	ZA	ZA	ZA			F-15	6
18	COVER, L. FLOOR SIDE	64432-K2S-N00	ZF	ZH	ZN			F-14	8
19	COVER, L. HANDLE TOP	53209-K2S-N10	ZD	ZF	ZK			F-9	5
20	COVER, L. UNDER SIDE	64360-K2S-N00	ZA	ZA	ZA			F-14	6
21	COVER, R. BODY SIDE	83520-K2S-N00	ZA	ZA	ZA			F-15	3
22	COVER, R. FLOOR SIDE	64431-K2S-N00	ZF	ZH	ZN			F-14	7
23	COVER, R. HANDLE TOP	53208-K2S-N10	ZD	ZF	ZK			F-9	4
24	COVER, R. UNDER SIDE	64350-K2S-N00	ZA	ZA	ZA			F-14	5



ACB160CAT (ACB160CATN).....MA

No.	MODEL		ACB160CATN						
	COLOR		Sword silver metallic	Pearl nightfall blue	Vivacity red	Applicable model		Applicable block No.	Ref. No.
	CODE		NH-A95M	PB-407P	R-331	Initial applicable model	Final applicable model		
	Name of colored parts	Basic part No.	NHA95	PB407	R331				
25	COVER, RR. CENTER	83750-K2S-N00	ZC	ZC	ZC			F-15	8
26	COVER, RR. FENDER UPPER	80103-K59-A70	ZB	ZB	ZB			F-39	7
27	COVER, RR. HANDLE	53206-K2S-N10	ZA	ZA	ZA			F-9	3
28	COVER, UNDER	64340-K2S-N00	ZA	ZA	ZA			F-14	4
29	FENDER SET A, RR.	80100-K59-T10	ZA	ZA	ZA			F-39	4
30	FENDER SET, FR.	61110-K2S-M10	ZC	ZB	ZA			F-11	1
31	GARNISH, FR.	64303-K2S-N00	ZA	ZA	ZA			F-12	3
32	GARNISH, L. FR.	64420-K2S-N00	ZA	ZA	ZA			F-12	7
33	GARNISH, R. FR.	64320-K2S-N00	ZA	ZA	ZA			F-12	6
34	HOOK, LUGGAGE	81132-GAH-000	YV	YV	YV			F-13	2
35	LID ASSY., INNER POCKET	81130-K2S-N00	ZJ	ZG	ZF			F-13	1
36	LID, BATTERY	64460-K2S-N00	ZA	ZA	ZA			F-14	9
37	LID, SMART EMERGENCY	81145-K59-A70	ZB	ZB	ZB			F-13	8
38	MARK	86611-K2S-M10	ZD	ZC	ZB			F-48	5
39	MARK, HONDA	86101-K2S-M10	ZC	ZB	ZA			F-48	1
40	MARK, HONDA	86102-KZR-700	ZA	ZA	ZA			F-48	2
41	PLUG, HOLE	90656-GCC-000	ZE	ZE	ZE			F-14	13
42	PLUG, HOLE	90656-GCC-000	ZE	ZE	ZE			F-24	17
43	RAIL, RR. GRAB	84100-K2S-T00	ZA	ZA	ZA			F-24	13
44	SEAT COMP., DOUBLE	77200-K2S-N00	ZA	ZA	ZA			F-24	2
45	STEP, FLOOR	64310-K2S-N00	ZA	ZA	ZA			F-14	1
46	STRIPE, L. BODY COVER	86834-K2S-M10	ZC	ZB	ZA			F-48	12
47	STRIPE, L. FR. COVER	86642-K2S-M10	ZC	ZB	ZA			F-48	7
48	STRIPE, L. FR. COVER	86646-K2S-M10	ZC	ZB	ZA			F-48	9

ACB160CAT (ACB160CATN).....MA

No.	MODEL		ACB160CATN						
	COLOR		Sword silver metallic	Pearl nightfall blue	Vivacity red	Applicable model		Applicable block No.	Ref. No.
	CODE		NH-A95M	PB-407P	R-331				
	Name of colored parts	Basic part No.	NHA95	PB407	R331	Initial applicable model	Final applicable model		
49	STRIPE, R. BODY COVER	86833-K2S-M10	ZC	ZB	ZA			F-48	11
50	STRIPE, R. FR. COVER	86641-K2S-M10	ZC	ZB	ZA			F-48	6
51	STRIPE, R. FR. COVER	86645-K2S-M10	ZC	ZB	ZA			F-48	8
52	WHEEL SUB ASSY., FR.	44650-K2S-M10	ZB	ZB	ZB			F-20-40	5
53	WHEEL SUB ASSY., RR.	42650-K2S-M10	ZB	ZB	ZB			F-22-40	1



Fuel hose, general purpose hoses and vinyl hose

- The standard part fuel hose, general purpose hose and vinyl hose may be substituted by the coiled bulk part.
- When ordering the standard part fuel hose, general purpose hose and vinyl hose use the bulk part number written in the parts catalogue in brackets () underneath the part name, or use the catalogue below.
(The bulk part standard length is 1 m, however, those displayed in the catalogue < > are available in 3 m and 8 m lengths.)
- When exchanging the hose, cut and use at the specified length as mentioned in the part name.
(For the method of cutting the bulk part, and method of filling out orders etc., please refer to the service manual and the instructions issued with the bulk part.)
- The list below is a catalogue of the standard part numbers and bulk part numbers. Note that those numbers are applicable to the listed replacement parts only.

Fuel hoses/Tubes			
Standard part No.	Bulk part No.	Bulk part	
		Inner diameter (mm)	Length (m)
95001-30xxx-2x	95001-30001-20M	3.0	1
95001-30xxx-3x	95001-30001-30M	3.0	1
95001-30xxx-4x	95001-30001-40M	3.0	1
95001-35xxx-2x	95001-35001-50M <95001-35003-50M>	3.5	1 3
95001-35xxx-3x	95001-35001-60M <95001-35003-60M>	3.5	1 3
95001-35xxx-4x	95001-35001-60M <95001-35003-60M>	3.5	1 3
95001-35xxx-5x	95001-35001-50M <95001-35003-50M>	3.5	1 3
95001-35xxx-6x	95001-35001-60M <95001-35003-60M>	3.5	1 3
95001-45xxx-2x	95001-45001-50M <95001-45003-50M>	4.5	1 3
95001-45xxx-3x	95001-45001-60M <95001-45003-60M> <95001-45008-60M>	4.5	1 3 8
95001-45xxx-4x	95001-45001-60M <95001-45003-60M> <95001-45008-60M>	4.5	1 3 8
95001-45xxx-5x	95001-45001-50M <95001-45003-50M>	4.5	1 3
95001-45xxx-6x	95001-45001-60M <95001-45003-60M> <95001-45008-60M>	4.5	1 3 8
95001-55xxx-2x	95001-55001-50M <95001-55003-50M> <95001-55008-50M>	5.5	1 3 8

Fuel hoses/Tubes			
Standard part No.	Bulk part No.	Bulk part	
		Inner diameter (mm)	Length (m)
95001-55xxx-3x	95001-55001-60M <95001-55003-60M> <95001-55008-60M>	5.5	1 3 8
95001-55xxx-4x	95001-55001-60M <95001-55003-60M> <95001-55008-60M>	5.5	1 3 8
95001-55xxx-5x	95001-55001-50M <95001-55003-50M> <95001-55008-50M>	5.5	1 3 8
95001-55xxx-6x	95001-55001-60M <95001-55003-60M> <95001-55008-60M>	5.5	1 3 8
95001-75xxx-2x	95001-75001-50M <95001-75003-50M>	7.5	1 3
95001-75xxx-3x	95001-75001-60M <95001-75003-60M> <95001-75008-60M>	7.5	1 3 8
95001-75xxx-4x	95001-75001-60M <95001-75003-60M> <95001-75008-60M>	7.5	1 3 8
95001-75xxx-5x	95001-75001-50M <95001-75003-50M>	7.5	1 3
95001-75xxx-6x	95001-75001-60M <95001-75003-60M> <95001-75008-60M>	7.5	1 3 8
95001-80xxx-2x	95001-80001-50M	8.0	1
95001-80xxx-3x	95001-80001-60M	8.0	1
95001-80xxx-4x	95001-80001-60M	8.0	1
95001-80xxx-5x	95001-80001-50M	8.0	1
95001-80xxx-6x	95001-80001-60M	8.0	1

Vinyl tube				
Standard part No.	Bulk part No.	Bulk part		
		Inner dia- meter (mm)	Outer dia-meter (mm)	Length (m)
95003-01xxx-3x	95003-01001-60M <95003-01003-60M>	2.9	6.8	1 3
95003-01xxx-60	95003-01001-60M <95003-01003-60M>	2.9	6.8	1 3
95003-03xxx-3x	95003-03001-60M <95003-03003-60M>	3.0	6.0	1 3
95003-03xxx-60	95003-03001-60M <95003-03003-60M>	3.0	6.0	1 3
95003-05xxx-3x	95003-05001-60M <95003-05003-60M> <95003-05008-60M>	3.5	6.5	1 3 8
95003-05xxx-60	95003-05001-60M <95003-05003-60M> <95003-05008-60M>	3.5	6.5	1 3 8
95003-07xxx-1x	95003-07001-10M <95003-07003-10M> <95003-07008-10M>	4.0	7.0	1 3 8
95003-07xxx-20	95003-07001-10M <95003-07003-10M> <95003-07008-10M>	4.0	7.0	1 3 8
95003-07xxx-3x	95003-07001-60M <95003-07003-60M> <95003-07008-60M>	4.0	7.0	1 3 8
95003-07xxx-60	95003-07001-60M <95003-07003-60M> <95003-07008-60M>	4.0	7.0	1 3 8
95003-07xxx-7x	95003-07001-70M <95003-07003-70M> <95003-07008-70M>	4.0	7.0	1 3 8
95003-08xxx-1x	95003-08001-10M <95003-08003-10M> <95003-08008-10M>	4.5	6.5	1 3 8
95003-09xxx-3x	95003-09001-60M <95003-09003-60M>	4.5	8.0	1 3
95003-09xxx-60	95003-09001-60M <95003-09003-60M>	4.5	8.0	1 3
95003-10xxx-1x	95003-10001-10M <95003-10003-10M>	5.0	8.0	1 3
95003-10xxx-20	95003-10001-10M <95003-10003-10M>	5.0	8.0	1 3
95003-10xxx-3x	95003-10001-60M <95003-10003-60M>	5.0	8.0	1 3
95003-10xxx-60	95003-10001-60M <95003-10003-60M>	5.0	8.0	1 3
95003-11xxx-3x	95003-11001-60M <95003-11003-60M> <95003-11008-60M>	5.0	9.0	1 3 8
95003-11xxx-60	95003-11001-60M <95003-11003-60M> <95003-11008-60M>	5.0	9.0	1 3 8
95003-12xxx-1x	95003-12001-10M <95003-12003-10M> <95003-12008-10M>	5.0	7.0	1 3 8
95003-12xxx-20	95003-12001-10M <95003-12003-10M> <95003-12008-10M>	5.0	7.0	1 3 8

Vinyl tube				
Standard part No.	Bulk part No.	Bulk part		
		Inner dia- meter (mm)	Outer dia-meter (mm)	Length (m)
95003-14xxx-1x	95003-14001-10M <95003-14003-10M>	6.0	9.0	1 3
95003-14xxx-20	95003-14001-10M <95003-14003-10M>	6.0	9.0	1 3
95003-14xxx-3x	95003-14001-60M <95003-14003-60M>	6.0	9.0	1 3
95003-17xxx-1x	95003-17001-10M <95003-17003-10M>	7.0	9.0	1 3
95003-19xxx-1x	95003-19001-10M <95003-19003-10M> <95003-19008-10M>	7.0	11.0	1 3 8
95003-19xxx-20	95003-19001-10M <95003-19003-10M> <95003-19008-10M>	7.0	11.0	1 3 8
95003-19xxx-3x	95003-19001-60M <95003-19003-60M> <95003-19008-60M>	7.0	11.0	1 3 8
95003-19xxx-60	95003-19001-60M <95003-19003-60M> <95003-19008-60M>	7.0	11.0	1 3 8
95003-21xxx-1x	95003-21001-10M <95003-21003-10M>	8.0	9.0	1 3
95003-21xxx-20	95003-21001-10M <95003-21003-10M>	8.0	9.0	1 3
95003-23xxx-1x	95003-23001-10M <95003-23003-10M>	8.0	12.0	1 3
95003-23xxx-20	95003-23001-10M <95003-23003-10M>	8.0	12.0	1 3
95003-23xxx-3x	95003-23001-60M <95003-23003-60M> <95003-23008-60M>	8.0	12.0	1 3 8
95003-23xxx-60	95003-23001-60M <95003-23003-60M> <95003-23008-60M>	8.0	12.0	1 3 8
95003-25xxx-1x	95003-25001-10M <95003-25003-10M>	9.0	11.0	1 3
95003-25xxx-20	95003-25001-10M <95003-25003-10M>	9.0	11.0	1 3
95003-25xxx-3x	95003-25001-60M <95003-25003-60M>	9.0	11.0	1 3
95003-25xxx-7x	95003-25001-70M <95003-25003-70M>	9.0	11.0	1 3
95003-27xxx-1x	95003-27001-10M <95003-27003-10M>	9.0	13.0	1 3
95003-27xxx-20	95003-27001-10M <95003-27003-10M>	9.0	13.0	1 3
95003-27xxx-3x	95003-27001-60M <95003-27003-60M>	9.0	13.0	1 3
95003-27xxx-60	95003-27001-60M <95003-27003-60M>	9.0	13.0	1 3
95003-33xxx-1x	95003-33001-10M <95003-33003-10M>	10.0	14.0	1 3
95003-33xxx-20	95003-33001-10M <95003-33003-10M>	10.0	14.0	1 3

Vinyl tube				
Standard part No.	Bulk part No.	Bulk part		
		Inner dia- meter (mm)	Outer dia-meter (mm)	Length (m)
95003-36xxx-1x	95003-36001-10M <95003-36003-10M> <95003-36008-10M>	11.0	13.0	1 3 8
95003-36xxx-20	95003-36001-10M <95003-36003-10M> <95003-36008-10M>	11.0	13.0	1 3 8
95003-37xxx-3x	95003-37001-60M <95003-37003-60M>	11.0	15.0	1 3
95003-37xxx-60	95003-37001-60M <95003-37003-60M>	11.0	15.0	1 3
95003-38xxx-1x	95003-38001-10M <95003-38003-10M>	12.0	13.0	1 3
95003-38xxx-20	95003-38001-10M <95003-38003-10M>	12.0	13.0	1 3
95003-39xxx-1x	95003-39001-10M <95003-39003-10M>	12.0	14.0	1 3
95003-39xxx-20	95003-39001-10M <95003-39003-10M>	12.0	14.0	1 3
95003-40xxx-20	95003-40001-10M <95003-40003-10M>	12.0	16.0	1 3
95003-40xxx-3x	95003-40001-60M <95003-40003-60M>	12.0	16.0	1 3
95003-40xxx-60	95003-40001-60M <95003-40003-60M>	12.0	16.0	1 3
95003-43xxx-1x	95003-43001-10M <95003-43003-10M> <95003-43008-10M>	13.0	15.0	1 3 8
95003-43xxx-20	95003-43001-10M <95003-43003-10M> <95003-43008-10M>	13.0	15.0	1 3 8
95003-45xxx-1x	95003-45001-10M <95003-45003-10M> <95003-45008-10M>	14.0	18.0	1 3 8
95003-45xxx-20	95003-45001-10M <95003-45003-10M> <95003-45008-10M>	14.0	18.0	1 3 8
95003-50xxx-1x	95003-50001-10M <95003-50003-10M>	16.0	19.0	1 3
95003-50xxx-20	95003-50001-10M <95003-50003-10M>	16.0	19.0	1 3
95003-50xxx-3x	95003-50001-60M <95003-50003-60M>	16.0	19.0	1 3
95003-55xxx-1x	95003-55001-10M <95003-55003-10M>	17.5	20.5	1 3
95003-55xxx-20	95003-55001-10M <95003-55003-10M>	17.5	20.5	1 3
95003-60xxx-1x	95003-60001-10M <95003-60003-10M>	22.0	27.0	1 3
95003-60xxx-20	95003-60001-10M <95003-60003-10M>	22.0	27.0	1 3
95003-60xxx-3x	95003-60001-60M <95003-60003-60M>	22.0	27.0	1 3
95003-60xxx-60	95003-60001-60M <95003-60003-60M>	22.0	27.0	1 3



General purpose hoses			
Standard part No.	Bulk part No.	Bulk part	
		Inner diameter (mm)	Length (m)
95005-11xxx-3x	95005-11001-30M	11.0	1
95005-11xxx-5x	95005-11001-50M	11.0	1
95005-12xxx-1x	95005-12001-10M <95005-12003-10M>	12.0	1 3
95005-12xxx-2x	95005-12001-20M	12.0	1
95005-12xxx-3x	95005-12001-30M	12.0	1
95005-12xxx-5x	95005-12001-50M	12.0	1
95005-14xxx-1x	95005-14001-10M	14.0	1
95005-14xxx-2x	95005-14001-20M <95005-14003-20M>	14.0	1 3
95005-14xxx-3x	95005-14001-30M	14.0	1
95005-14xxx-5x	95005-14001-50M	14.0	1
95005-17xxx-1x	95005-17001-10M	17.0	1
95005-17xxx-2x	95005-17001-20M	17.0	1
95005-17xxx-3x	95005-17001-30M	17.0	1
95005-17xxx-5x	95005-17001-50M	17.0	1
95005-30xxx-3x	95005-30001-30M	3.0	1
95005-30xxx-5x	95005-30001-50M	3.0	1
95005-35xxx-1x	95005-35001-10M <95005-35003-10M> <95005-35008-10M>	3.5	1 3 8
95005-35xxx-2x	95005-35001-20M	3.5	1
95005-35xxx-3x	95005-35001-30M	3.5	1
95005-35xxx-4x	95005-35001-10M <95005-35003-10M> <95005-35008-10M>	3.5	1 3 8
95005-35xxx-5x	95005-35001-50M	3.5	1
95005-45xxx-1x	95005-45001-10M <95005-45003-10M> <95005-45008-10M>	4.5	1 3 8
95005-45xxx-2x	95005-45001-20M	4.5	1
95005-45xxx-3x	95005-45001-30M	4.5	1

General purpose hoses			
Standard part No.	Bulk part No.	Bulk part	
		Inner diameter (mm)	Length (m)
95005-45xxx-4x	95005-45001-10M <95005-45003-10M> <95005-45008-10M>	4.5	1 3 8
95005-45xxx-5x	95005-45001-50M	4.5	1
95005-50xxx-3x	95005-50001-30M <95005-50003-30M>	5.0	1 3
95005-50xxx-5x	95005-50001-50M	5.0	1
95005-55xxx-1x	95005-55001-10M <95005-55003-10M> <95005-55008-10M>	5.3	1 3 8
95005-55xxx-2x	95005-55001-20M <95005-55003-20M>	5.3	1 3
95005-55xxx-4x	95005-55001-10M <95005-55003-10M> <95005-55008-10M>	5.3	1 3 8
95005-65xxx-1x	95005-65001-10M <95005-65003-10M>	6.5	1 3
95005-65xxx-2x	95005-65001-20M	6.5	1
95005-70xxx-3x	95005-70001-30M <95005-70003-30M>	7.0	1 3
95005-70xxx-5x	95005-70001-50M	7.0	1
95005-75xxx-1x	95005-75001-10M <95005-75003-10M>	7.3	1 3
95005-75xxx-2x	95005-75001-20M	7.3	1
95005-80xxx-1x	95005-80001-10M <95005-80003-10M>	8.0	1 3
95005-80xxx-2x	95005-80001-20M	8.0	1
95005-80xxx-3x	95005-80001-30M	8.0	1
95005-80xxx-5x	95005-80001-50M	8.0	1
95005-91xxx-3x	95005-91001-30M	12.0	1
95005-91xxx-5x	95005-91001-50M	12.0	1
95005-92xxx-3x	95005-92001-30M	12.0	1
95005-92xxx-5x	95005-92001-50M	12.0	1

NOTE: X is displayed to represent the omitted numerals and letters of the roman alphabet.

⊙ **CAUTION: It is DANGEROUS to confuse the fuel hose with the general purpose hose or vinyl hose.**

Never use a general purpose hose or vinyl hose in place of a fuel hose or vice versa. Always use the correct bulk part in the parts catalogue, according to the service manual or the instructions issued with the bulk part.

• Bulk part number of fuel hose, general purpose hose and vinyl hose.

(Example)

9 5 0 0 1 - 7 5 0 0 1 - 5 0 M

Bulk part number: Refers to the bulk part.

Marking code (hose type): (fuel hose and general purpose hose)

Change code (for added hose): (Vinyl hose)

• Indicates number mark or change sequence, however, the code for the bulk part must be strictly 0 (zero).

Types of code:

- Fuel hose
 - 2: Red outside braid (3 mm inside dia. only)
 - 5: Black inside braid
 - 3: Red (3 mm inside dia. only)
 - 4: Ash gray with red stripe (3 mm inside dia. only)
 - 6: Black

- Vinyl hose
 - 1: Clear
 - 2: Black
 - 3: Light red
 - 6: Light red
 - 7: Pale black

- General hose
 - 1: Ash gray
 - 2: Ash gray
 - 3: Black
 - 5: Black

Lengths: 001: 1 m (standard)
003: 3 m
008: 8 m

I.D code: (fuel hose and general purpose hose)

- 30: 3.0 mm
- 35: 3.5 mm
- 45: 4.5 mm
- 50: 5.0 mm
- 55: 5.3 mm, 5.5 mm
- 65: 6.5 mm
- 70: 7.0 mm
- 75: 7.3 mm, 7.5 mm
- 80: 8.0 mm
- 11: 11 mm
- 91: 12 mm (outside dia. 15) mm
- 92: 12 mm (outside dia. 16) mm
- 12: 12 mm (outside dia. 17) mm
- 14: 14 mm
- 17: 17 mm

ID./OD. code: (vinyl hose)

- | | | |
|-------------------------|---------------------------|---------------------------|
| 01: ID. 2.9, OD. 6.8 mm | 14: ID. 6.0, OD. 9.0 mm | 37: ID. 11.0, OD. 15.0 mm |
| 03: ID. 3.0, OD. 6.0 mm | 17: ID. 7.0, OD. 9.0 mm | 38: ID. 12.0, OD. 13.0 mm |
| 05: ID. 3.5, OD. 6.5 mm | 19: ID. 7.0, OD. 11.0 mm | 39: ID. 12.0, OD. 14.0 mm |
| 07: ID. 4.0, OD. 7.0 mm | 21: ID. 8.0, OD. 9.0 mm | 40: ID. 12.0, OD. 16.0 mm |
| 08: ID. 4.5, OD. 6.5 mm | 23: ID. 8.0, OD. 12.0 mm | 43: ID. 13.0, OD. 15.0 mm |
| 09: ID. 4.5, OD. 8.0 mm | 25: ID. 9.0, OD. 11.0 mm | 45: ID. 14.0, OD. 18.0 mm |
| 12: ID. 5.0, OD. 7.0 mm | 27: ID. 9.0, OD. 13.0 mm | 50: ID. 16.0, OD. 19.0 mm |
| 10: ID. 5.0, OD. 8.0 mm | 33: ID. 10.0, OD. 14.0 mm | 55: ID. 17.5, OD. 20.5 mm |
| 11: ID. 5.0, OD. 9.0 mm | 36: ID. 11.0, OD. 13.0 mm | 60: ID. 22.0, OD. 27.0 mm |

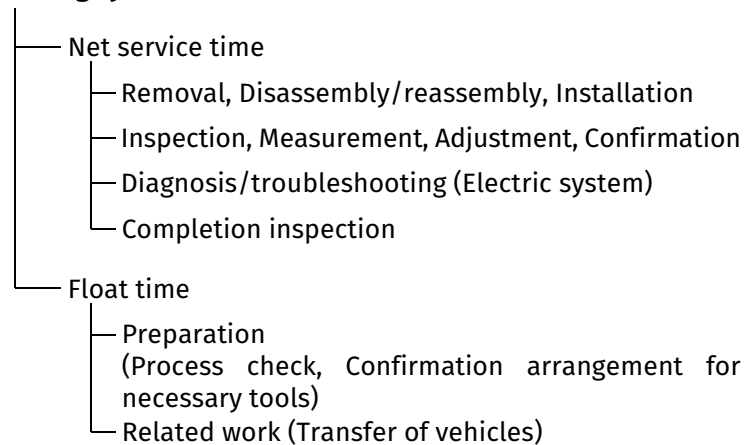
Hose type: 1: Fuel hose
3: Vinyl hose
5: General hose



FLAT RATE SERVICE TIME

Flat rate service time (FRT) means the standard time required to service a MC, which is listed in this manual to help the dealers control the actual working process and calculate the service charge by using it as a guide.

FRT setting system



* Float time is set by multiplying the net service time by a given coefficient.

Editorial style

The service items shown in the text are listed with the exchange work time for the repair sales parts as the subject. Other representative service items not using repair parts (removal/installation, adjustment, inspection/measuring, and other work) are listed collectively in the list in the preface, classified according to the work.

FRT setting standard

- Decimal system (in unit of 0.1) is adopted to set FRT as it is convenient to calculate the wage.
Example: (0.1)→6 minutes, (0.2)→12 minutes
[Labor cost per hour] x [FRT] = [Wage]
- FRT is set with a hand tool.
- Service items and FRT can be subject to change depending on development of tools and service equipment and improvement in service procedure.

Work procedure

- As the work procedure is set with the work time according to the method in the separate Service Manual, refer to this Manual as required.
- Work methods permitting servicing in the shortest time still permitting assurance of safe work and product warranty are used for the setting of service items not listed in the Service Manual.
- Work basically is to be performed by one person, and when two or more people are required, setting is done as the total time for the number of people.
- The set value for the technological level of the workers uses a person with three years of experience in the repair of Honda vehicles as the standard.
- Special tools and service equipment used to set FRT are those specified or recommended in Service Manual.

Service item whose FRT is not presented

- Accessories and service parts that are not listed to use in this manual.
 - Locations with little aging deterioration or breakage during normal use.
 - Service work that can be finished by one touch.
 - Service work that is seldom done (i.e. extremely small causes of trouble and service frequency).
- * When FRT is not presented, please calculate wages based on appropriate actual work time

Operation not included of FRT

- Oil and coolant water draining, Waiting time for warming up operation and etc..
- Additional operation that involves removal/installation of standard exterior equipment.
- Indirect time spent for service by visiting the customer, trade-in, and delivery of a MC.
- Indirect time required for ordering and delivery of parts.
- Cost for grease, adhesive agent, etc. used for service work.

Explanation of FRT by using an example
(The example may differ from the actual presented items)

Ref. No.	L.O.N.	(Relative ref. Number) Description	F.R.T.
① ②	111118	(1, 3, 4, 7) CAMSHAFT 4.5	②
③	111118A	⑥ • Includes: Valve clearance adjustment Replace rocker arm add1.0	⑤

- ① Reference No. of the illustration of part that shows location of the replacement work.
- ② FRT is an abbreviation of Flat Rate Time indicating the standard service time required for the replacement.
- ③ LON is an abbreviation of Labor Operation Number, and it is a classification of the service items by the work unit code.

The same operation code is used regardless of the models.

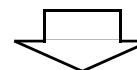
Standard operation is indicated with 6 digits code, and additional operation is indicated with 7 digits code.
- ④ Indicating the camshaft replacement and FRT4.5.
- ⑤ Indicating FRT1.0 that will be added when additional operation (replace rocker arm) is done in association with camshaft replacement.

- ⑥ Indicating work contents that are included in the service item.
- ⑦ Indicating a reference No. whose operation and time are the same as FRT4.5 for the camshaft.

(The application range is limited to the service items without an LON setting within a same block.)

How to refer to the service item by using the sample
(camshaft replacement)

Open to the page of the block where the camshaft's spare part illustration is shown.



Look for the camshaft illustration, and refer to the service item and FRT that agree with the reference No.

Indication mark for the listing of service items that continues to the following page

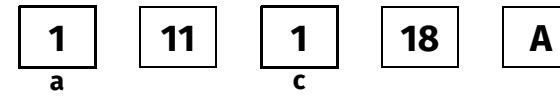
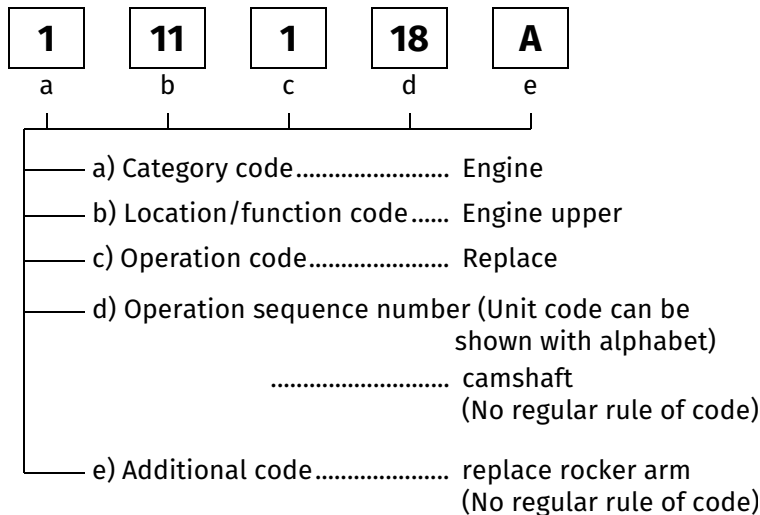
Ref. No.	L.O.N.	(Relative ref. Number) Description	F.R.T.
2	111118	CAMSHAFT	4.5
	.	.	.
	.	.	.

+
Mark indicated at the last line.

Indication of the block with no setting of FRT

Ref. No.	L.O.N.	(Relative ref. Number) Description	F.R.T.
NO INFORMATION			

• LON code system



a) Category codes and classification

Code	Category
1	Engine
2	Transmission
3	Fuel & Exhaust
4	Frame & Body
5	Steering/Suspension
6	Electrical
7	Wheels/Brakes
8	Controls/instrument
9	-
0	-

c) Operation codes and classification

Code	Operation category
1	Replace, Removal/Installation, Change
2	Overhaul
3	Adjust, Balance
4	(Paint-related work: Top-coat)
5	Test, Inspect/diagnose, Measurement, Check
6	(Overhaul-related work: Rebore)
7	(Overhaul-related work: Reseal)
8	(Resurface)
9	(Paint-related work: Refinish)
0	Repair, Cleaning, Air bleeding



Major service items without using spare parts

Removal/Installation, Adjustment, Inspection/Measurement, Other work

E: Engine, F: Frame

* OPERATIONS OTHER THAN REPLACING PARTS

• Removal/installation

Set for the configuration with the parts removed from the vehicle.

	LON	DESCRIPTION	FRT
E	1101E5	TILTING ENGINE ASSEMBLY- REMOVAL/INSTALLATION INCLUDES: All necessary adjustment	2.8
	3111D5	THROTTLE BODY ASSEMBLY- REMOVAL/INSTALLATION	1.7
	1101E6	CRANKCASE SEPARATION INCLUDES: Engine removal and installation	5.2
F	1151E6	RADIATOR ASSEMBLY- REMOVAL/INSTALLATION	0.7

• Adjustment

	LON	DESCRIPTION	FRT
E	3143A0	ENGINE IDLE-ADJUSTMENT	0.1
	6143A1	SPARK PLUG-ADJUSTMENT/CLEANING	0.2
	1113A0	VALVE CLEARANCE-ADJUSTMENT NOTE: For 1 vehicle	1.7
F	6163A0	HEADLIGHT-AIMING	0.1
	3113A3	THROTTLE OPERATION-ADJUSTMENT	0.1

• Inspection/Measurement

	LON	DESCRIPTION	FRT
E	1115A0	COMPRESSION PRESSURE-MEASUREMENT	0.3
	6145A0	IGNITION TIMING-INSPECTION	0.5
F	6105A0	BATTERY-CHARGE INCLUDES: In case of open type battery, checking electrolyte level and charge.	0.3

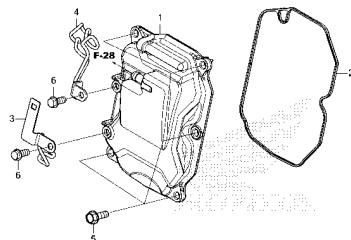
• Other work

	LON	DESCRIPTION	FRT
E	1130A1	OIL FILTER SCREEN-CLEANING	0.2
F	7110A0	FRONT BRAKE-AIR BLEEDING	0.2
	7110A1	REAR BRAKE-AIR BLEEDING	0.2
	1151E7	RADIATOR COOLANT-CHANGE	0.5
	3115A3	ECM INITIALIZE LEARNING	0.3
	6155A0	SMART CARD KEY MEMORIZATION	0.6
	6185A0	ECM/PCM UPDATE	0.4

ENGINE GROUP

E-2

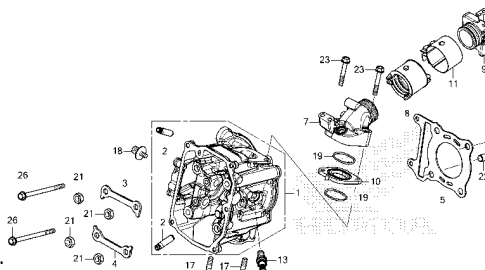
CYLINDER HEAD COVER



K25ME0200

E-3

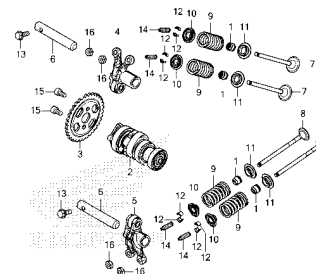
CYLINDER HEAD



K25ME0300

E-4

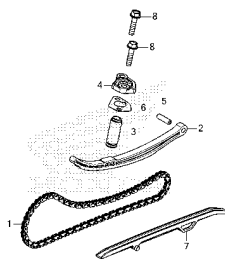
CAMSHAFT/VALVE



K25ME0400

E-5

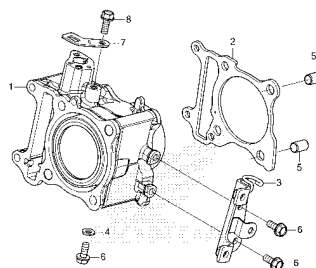
CAM CHAIN/TENSIONER



K25ME0500

E-6

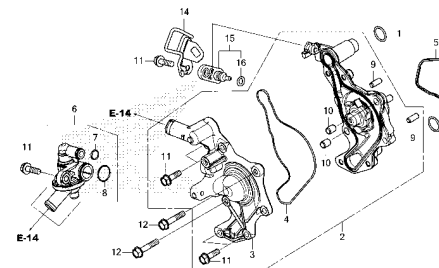
CYLINDER



K25ME0600

E-9

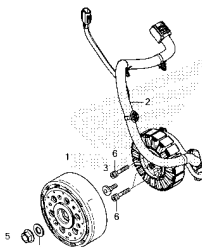
WATER PUMP



K25ME0900

E-10

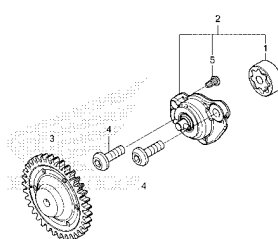
A.C.G. STARTER



K25ME1000

E-11

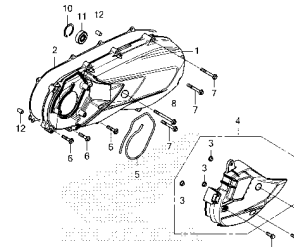
OIL PUMP



K25ME1100

E-13

LEFT SIDE COVER



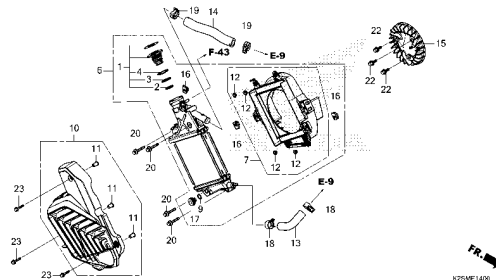
K25ME1300

2

ENGINE GROUP

E-14

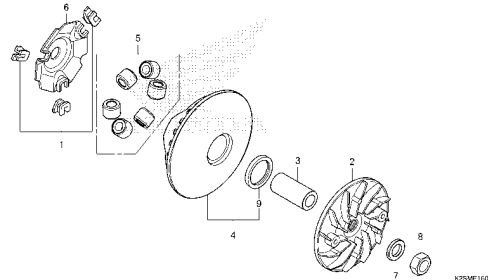
RADIATOR



K25ME1400

E-16

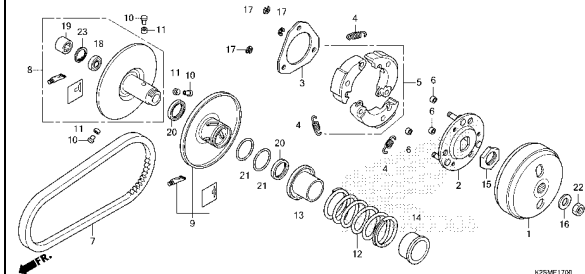
DRIVE FACE



K25ME1600

E-17

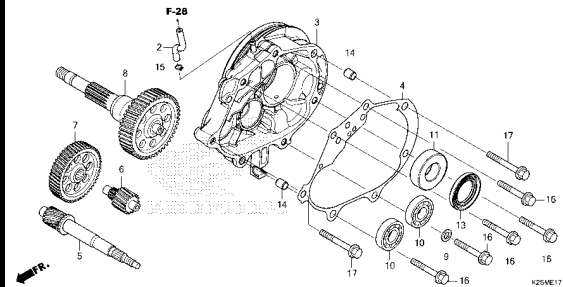
DRIVEN FACE



K25ME1700

E-17-10

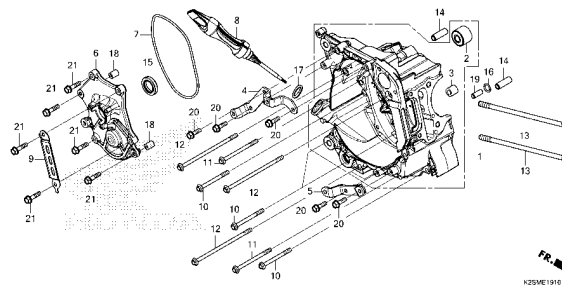
TRANSMISSION



K25ME1710

E-19-10

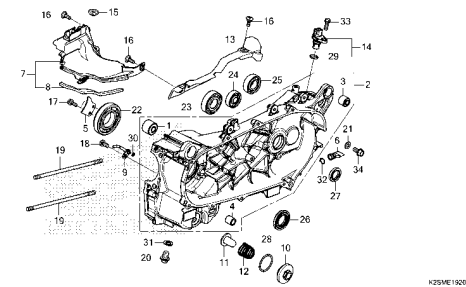
RIGHT CRANKCASE



K25ME1910

E-19-20

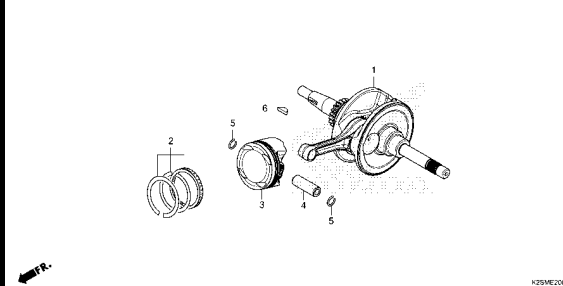
LEFT CRANKCASE



K25ME1920

E-20

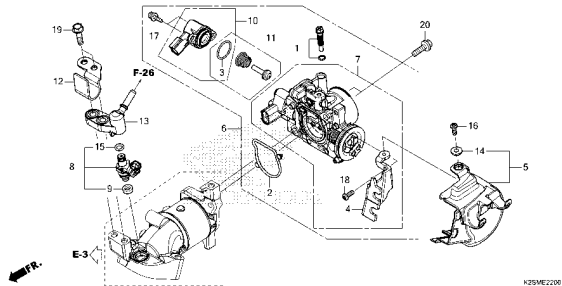
CRANKSHAFT/PISTON



K25ME2000

E-22

THROTTLE BODY/FUEL INJECTOR

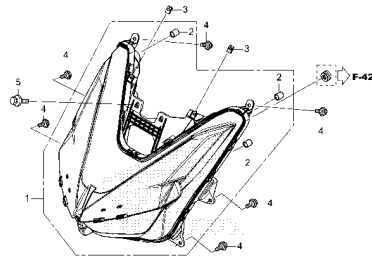


K25ME2200

FRAME GROUP

F-1

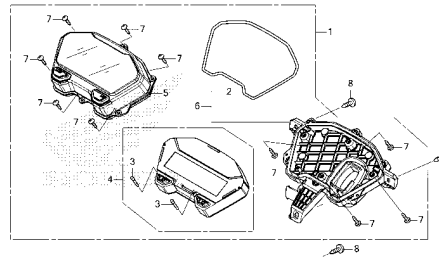
HEADLIGHT



K25MP0100

F-2

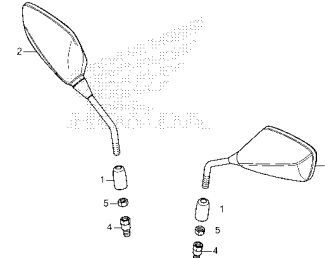
METER



K25MP0200

F-3

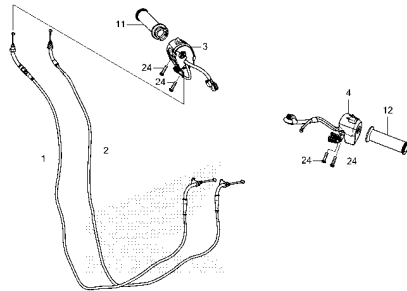
MIRROR



K25MP0300

F-4-10

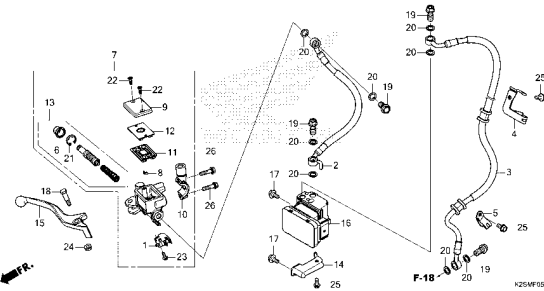
HANDLE SWITCH/CABLE



K25MP0410

F-5-20

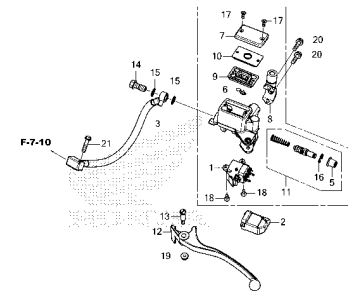
FRONT BRAKE MASTER CYLINDER



K25MP0520

F-6

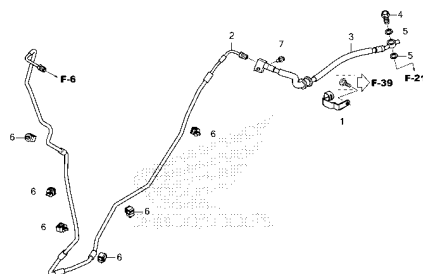
REAR BRAKE MASTER CYLINDER



K25MP0600

F-7-10

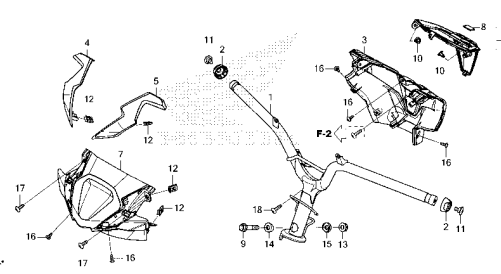
REAR BRAKE PIPE



K25MP0710

F-9

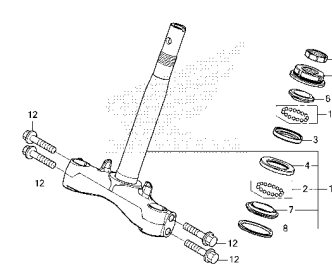
HANDLE PIPE/HANDLE COVER



K25MP0900

F-10

STEERING STEM



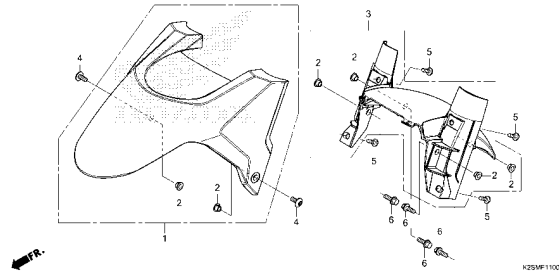
K25MP1000

3

FRAME GROUP

F-11

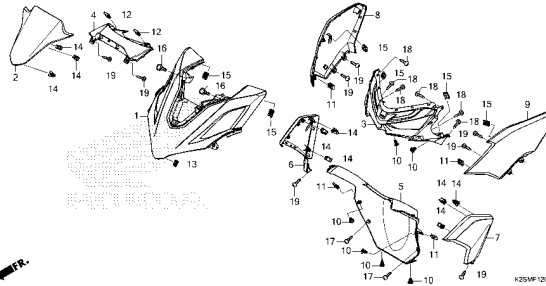
FRONT FENDER



K25MP1100

F-12

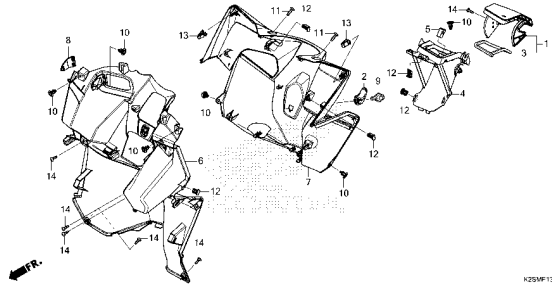
FRONT COVER



K25MP1200

F-13

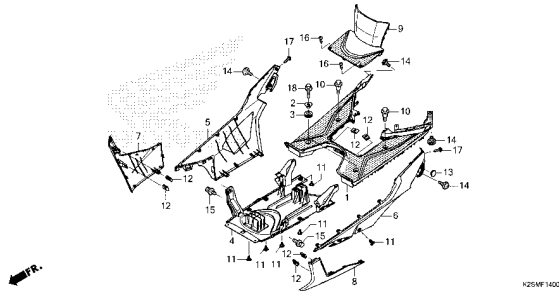
INNER COVER



K25MP1300

F-14

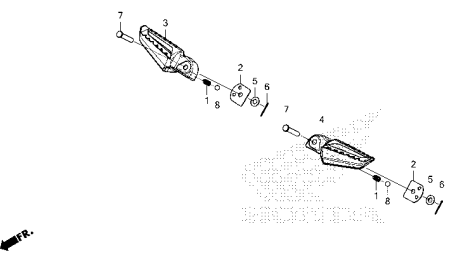
FLOOR STEP



K25MP1400

F-14-10

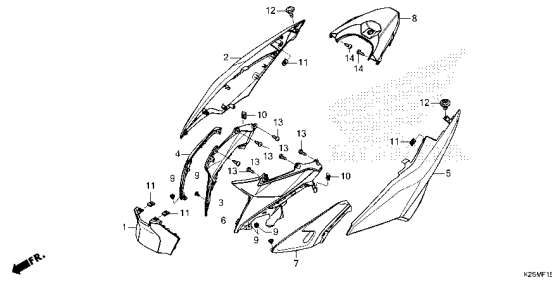
PILLION STEP



K25MP1410

F-15

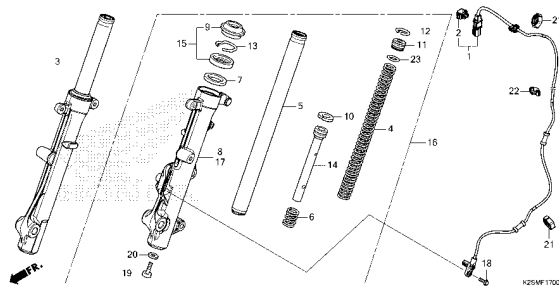
BODY COVER



K25MP1500

F-17

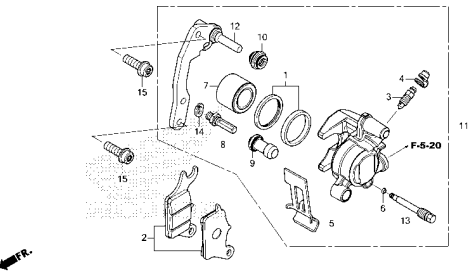
FRONT FORK



K25MP1700

F-18

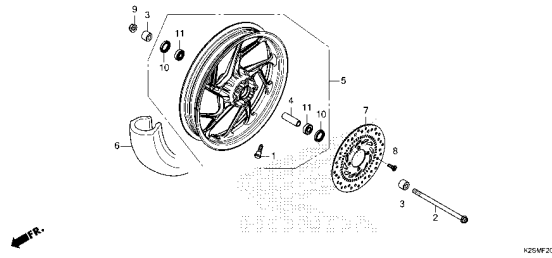
FRONT BRAKE CALIPER



K25MP1800

F-20-40

FRONT WHEEL

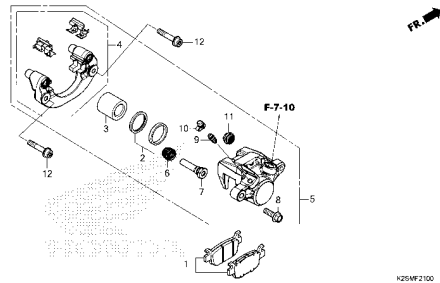


K25MP2040

FRAME GROUP

F-21

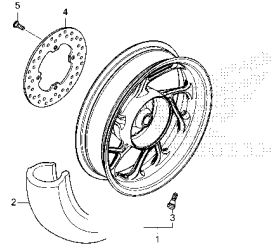
REAR BRAKE CALIPER



K25MF2100

F-22-40

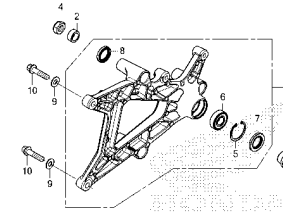
REAR WHEEL



K25MF2240

F-23

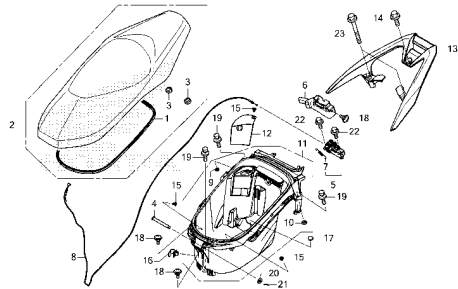
SWINGARM



K25MF2300

F-24

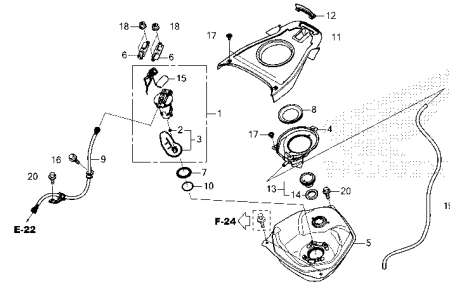
SEAT/LUGGAGE BOX



K25MF2400

F-26

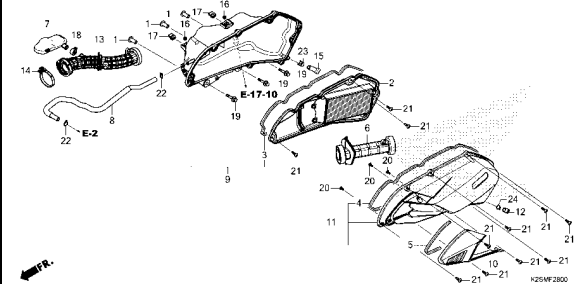
FUEL TANK



K25MF2600

F-28

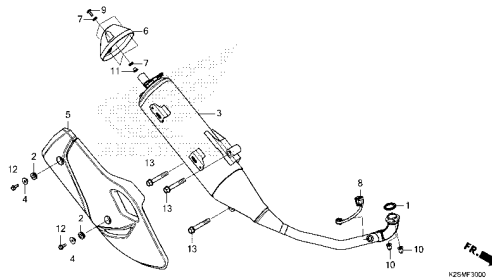
AIR CLEANER



K25MF2800

F-30

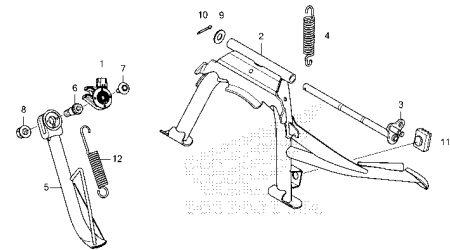
EXHAUST MUFFLER



K25MF3000

F-35

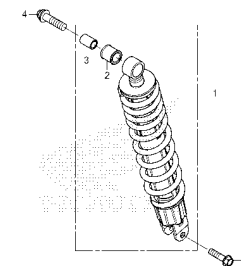
STAND



K25MF3500

F-36

REAR CUSHION

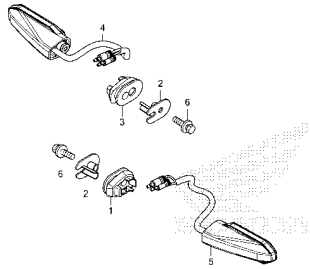


K25MF3600

FRAME GROUP

F-37

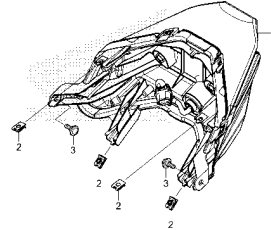
WINKER



K25MF 3700

F-38

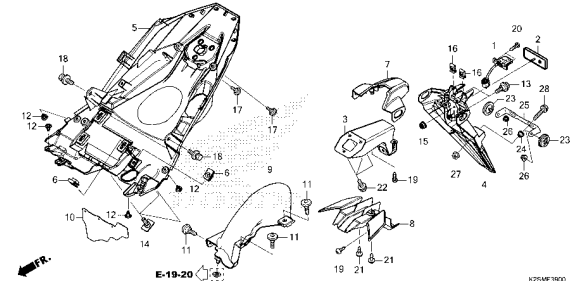
TAILLIGHT



K25MF 3800

F-39

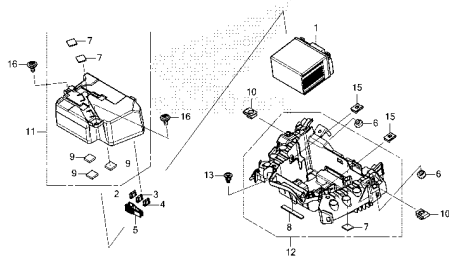
REAR FENDER/LICENSE LIGHT



K25MF 3900

F-40

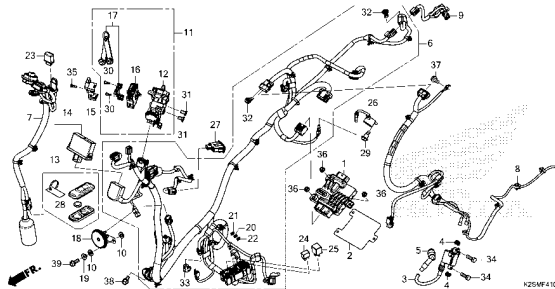
BATTERY



K25MF 4000

F-41

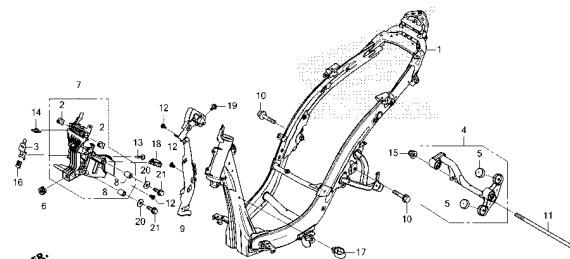
WIRE HARNESS



K25MF 4100

F-42

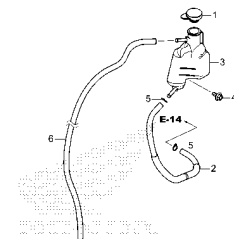
FRAME BODY



K25MF 4200

F-43

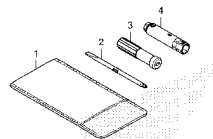
RESERVE TANK



K25MF 4300

F-46

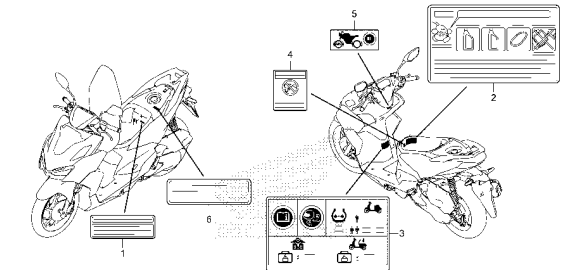
TOOLS



K25MF 4600

F-47

CAUTION LABEL

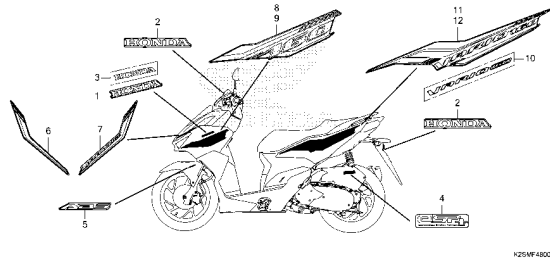


K25MF 4700

FRAME GROUP

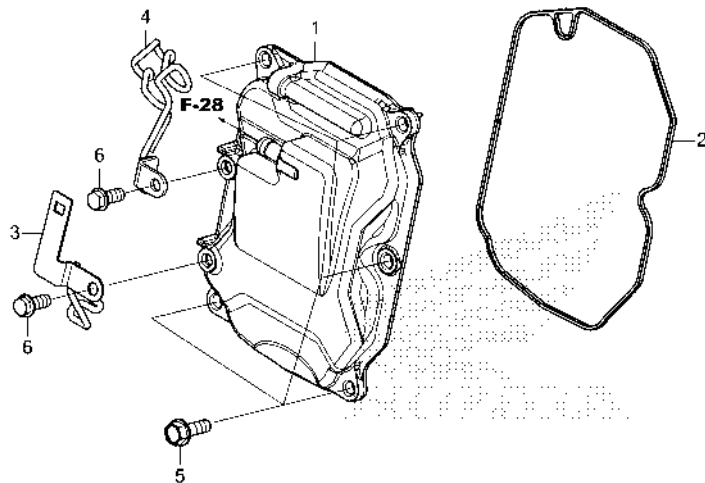
F-48

MARK/EMBLEM



E-2

CYLINDER HEAD COVER



K2SME0200

Ref. No.	L.O.N.	(Relative ref. Number) Description	F.R.T.
----------	--------	---------------------------------------	--------

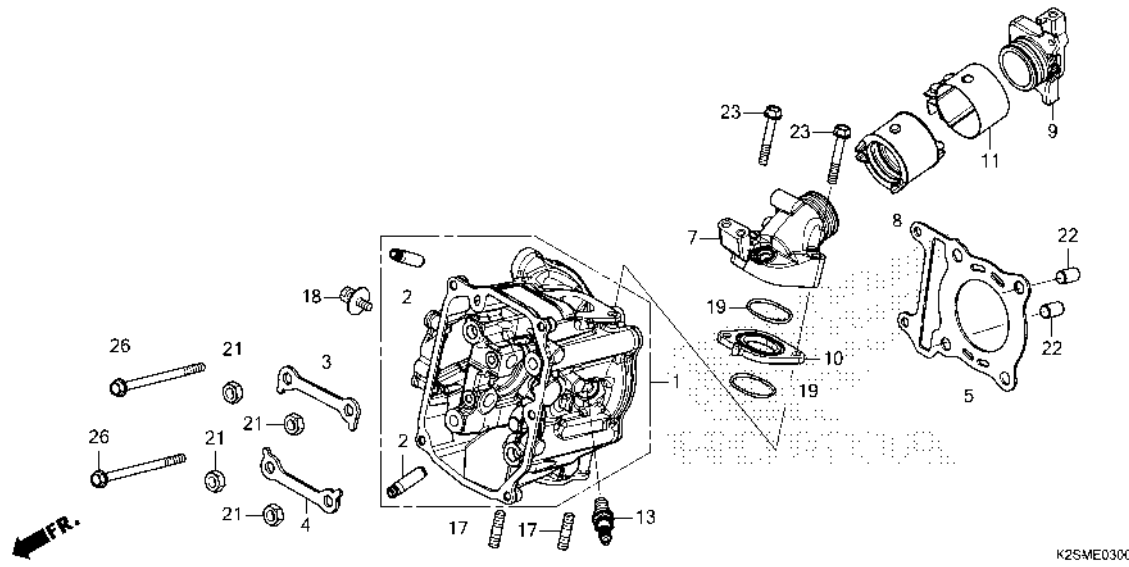
1	1111C4	COVER, CYLINDER HEAD	1.3
2	1111D2	GASKET, CYLINDER HEAD COVER ..	1.3

Ref. No.	Part No.	Description	Reqd. QTY	Serial No.	Parts catalogue code
			ACB 160 CATN		
1	12300-K0R-V00	COVER ASSY., CYLINDER HEAD ...	1		
2	12391-K0R-V01	GASKET, CYLINDER HEAD COVER (ARAI)	1		
3	36536-K1Z-J10	STAY, OXYGEN SENSOR	1		
4	36537-K0R-V00	STAY, OXYGEN SENSOR & BREATHER TUBE	1		
5	95701-06018-00	BOLT, FLANGE, 6X18	5		
6	96001-06014-00	BOLT, FLANGE, 6X14	2		

2

E-3

CYLINDER HEAD



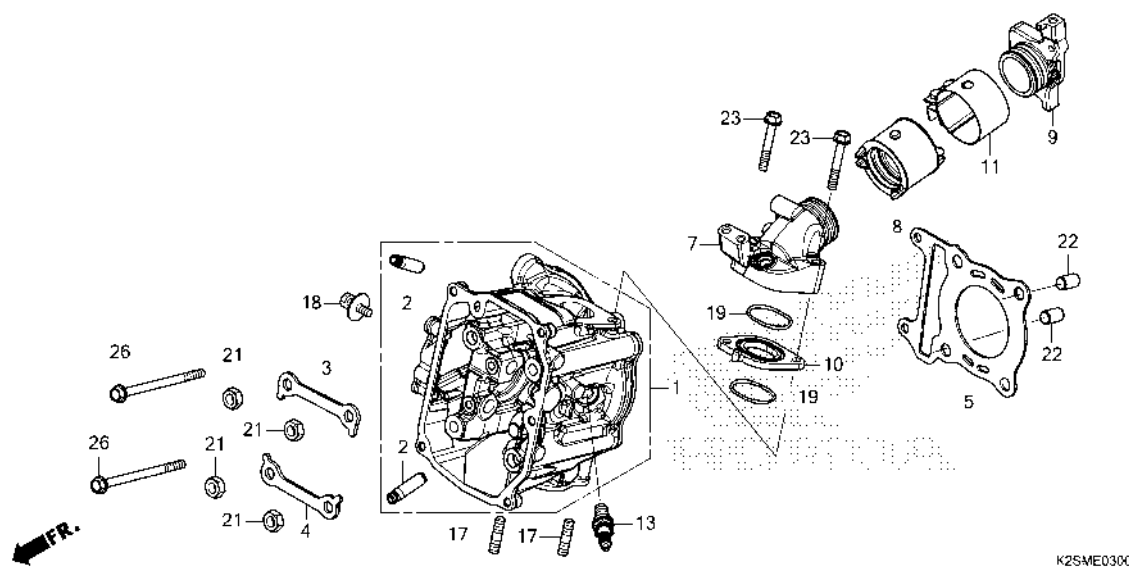
Ref. No.	L.O.N.	(Relative ref. Number) Description	F.R.T.
1	111106	HEAD, CYLINDERINCLUDES: Engine removal and installation .INCLUDES: Valve adjust and reface	5.5
2	1111L9	GUIDE, INTAKE VALVE(ONE)INCLUDES: Engine removal and installation .INCLUDES: Reaming .INCLUDES: Valve adjust and reface	5.2
	1111L9A	.Replace all intake valve guide add	0.3
	1111M0	GUIDE, EXHAUST VALVE(ONE)INCLUDES: Engine removal and installation .INCLUDES: Reaming .INCLUDES: Valve adjust and reface	5.2
	1111M0A	.Replace all exhaust valve guide add	0.3
	1111M9	GUIDE, VALVE :FOR 1 VEHICLE .. .INCLUDES: Engine removal and installation .INCLUDES: Reaming	6.1

Ref. No.	Part No.	Description	Reqd. QTY	Serial No.	Parts catalogue code
			ACB 160 CATN		
1	12200-K2S-N00	HEAD COMP., CYLINDER.....	1		
2	12205-KYJ-305	GUIDE, EX. VALVE(O.S.).....	4		
3	12212-K0R-V00	PLATE, CYLINDER HEAD IN.	1		
4	12213-K0R-V00	PLATE, CYLINDER HEAD EX.	1		
5	12251-K0S-V01	GASKET, CYLINDER HEAD (JAPAN METAL GASKET)	1		
	12251-K1Z-J11	GASKET, CYLINDER HEAD (NIPPON LEAKLESS)	1		
7	17111-K2S-N00	PIPE, IN.	1		
8	17112-K0R-V00	INSULATOR, THROTTLE BODY.....	1		
9	17115-K2S-N00	PIPE B, INLET	1		
10	17119-K0R-V00	INSULATOR, IN. PIPE.....	1		
11	17255-K0R-V00	BAND, INSULATOR.....	1		
13	31917-K0R-V01	PLUG, SPARK(LMAR8L-9)(NGK) ...	1		
17	90004-KGF-910	BOLT, STUD, 7X17.....	2		
18	90022-K40-F00	BOLT-WASHER, 6X12.....	1		
19	91302-K40-F00	O-RING, IN. PIPE.....	2		
21	94030-08280	NUT, HEX., 8MM.....	4		
22	94301-10160	DOWEL PIN, 10X16.....	2		
23	95701-06040-00	BOLT, FLANGE, 6X40.....	2		
26	95701-06090-00	BOLT, FLANGE, 6X90.....	2		



E-3

CYLINDER HEAD



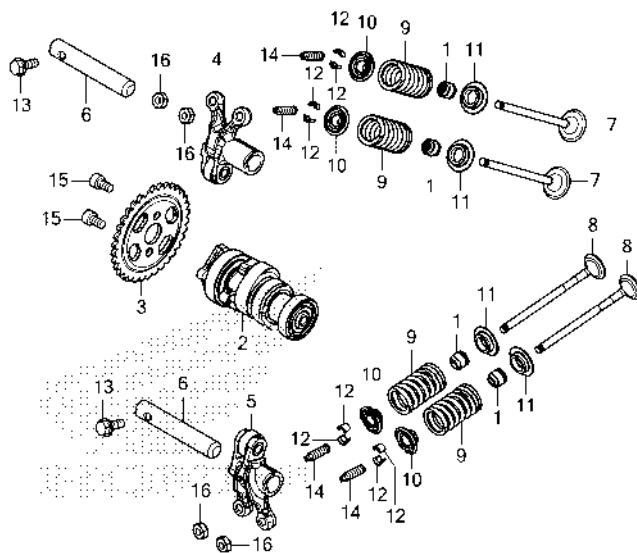
Ref. No.	L.O.N.	(Relative ref. Number) Description	F.R.T.
+ 2		.INCLUDES: Valve adjust and reface	
5	111115	GASKET, CYLINDER HEADINCLUDES: Engine removal and installation	4.1
7	111107	MANIFOLD, INTAKE	1.7
8	311131	INSULATOR, THROTTLE BODY/ CARBURETOR	1.7
9	1111BA	MANIFOLD, INTAKE(A)	1.7
13	614130	PLUG, SPARK	0.3

K2SME0300



E-4

CAMSHAFT/VALVE



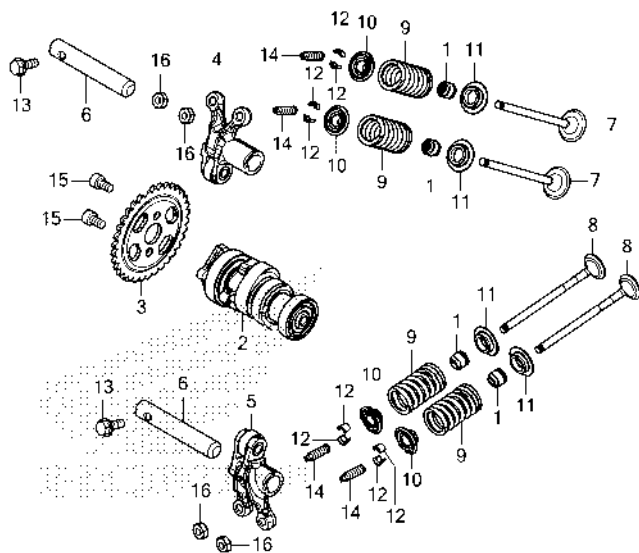
Ref. No.	L.O.N.	(Relative ref. Number) Description	F.R.T.
2	111118	CAMSHAFTINCLUDES: Engine removal and installation	3.9
3	1111Q4	SPROCKET, CAMINCLUDES: Engine removal and installation	3.2
4	1111K8	ARM, INTAKE VALVE ROCKER(ONE)INCLUDES: Engine removal and installation .INCLUDES: Valve adjustment	3.8
5	1111K9	ARM, EXHAUST VALVE ROCKER(ONE)INCLUDES: Engine removal and installation .INCLUDES: Valve adjustment	3.8
	1111L8	ARM, VALVE ROCKER :FOR 1 VEHICLEINCLUDES: Engine removal and installation .INCLUDES: Valve adjustment	3.8
7	1111N0	VALVE, INTAKE(ONE)INCLUDES: Engine removal and installation	4.7

Ref. No.	Part No.	Description	Reqd. QTY		Serial No.	Parts catalogue code
			ACB	160		
			CATN			
1	12209-K56-N01	SEAL, VALVE STEM(NOK)	4			
	12209-ML0-722	SEAL, VALVE STEM(ARAI)	4			
2	14100-K0S-V00	CAMSHAFT COMP.	1			
3	14321-K0R-V00	SPROCKET, CAM(34T)	1			
4	14430-K0R-V00	ARM COMP., IN. VALVE ROCKER ..	1			
5	14440-K0R-V00	ARM COMP., EX. VALVE ROCKER ..	1			
6	14451-K0R-V00	SHAFT, ROCKER ARM	2			
7	14711-K40-F00	VALVE, IN.	2			
8	14721-K40-F00	VALVE, EX.	2			
9	14751-K0R-V00	SPRING, VALVE	4			
10	14771-K1Z-N20	RETAINER, VALVE SPRING	4			
11	14776-K1Z-N20	SEAT, EX. VALVE SPRING	4			
12	14781-ML0-720	COTTER, VALVE(FUJI O0ZX)	8			
13	90009-K0R-V00	BOLT, FLANGE, 5X14	2			
14	90012-KWB-600	SCREW, TAPPET ADJUSTING	4			
	90012-KYY-900	4			
15	90083-K40-F00	BOLT, SOCKET KNOCK, 5MM	2			
16	90206-001-000	NUT, TAPPET ADJUSTING	4			



E-4

CAMSHAFT/VALVE



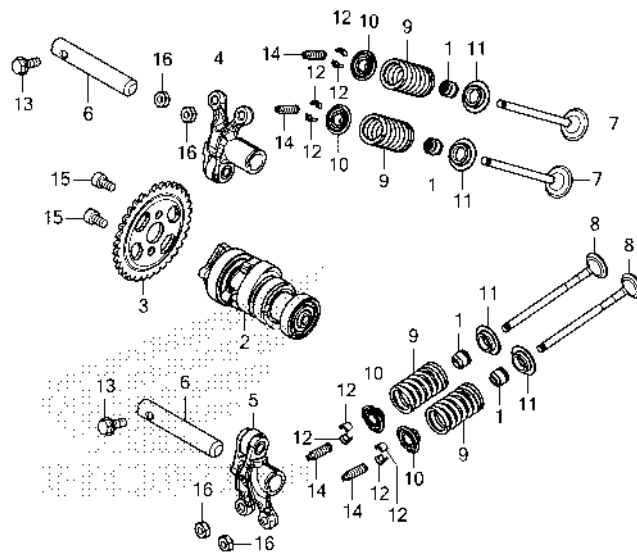
FR.

K25ME0400

Ref. No.	L.O.N.	(Relative ref. Number) Description	F.R.T.
+ 7		.INCLUDES: Refacing	
1111N0A		.Replace all intake valve add	0.2
8 1111N1		VALVE, EXHAUST(ONE)	4.7
		.INCLUDES: Engine removal and installation	
		.INCLUDES: Refacing	
1111N1A		.Replace all exhaust valve add	0.2
1111P0		VALVE :FOR 1 VEHICLE	5.3
		.INCLUDES: Engine removal and installation	
		.INCLUDES: Refacing	
9		(1,10,11,12)	
1111P2		INTAKE VALVE SPRING AND/OR STEM SEAL(ONE)	4.5
		.INCLUDES: Engine removal and installation	
1111P2A		.Replace all intake spring add	0.1
1111P3		EXHAUST VALVE SPRING AND/OR STEM SEAL(ONE)	4.5
		.INCLUDES: Engine removal and installation	
1111P3A		.Replace all exhaust spring add	0.1
1111Q2		VALVE SPRING AND/OR STEM SEAL :FOR 1 VEHICLE	4.8

E-4

CAMSHAFT/VALVE



FR.

K2SME0400

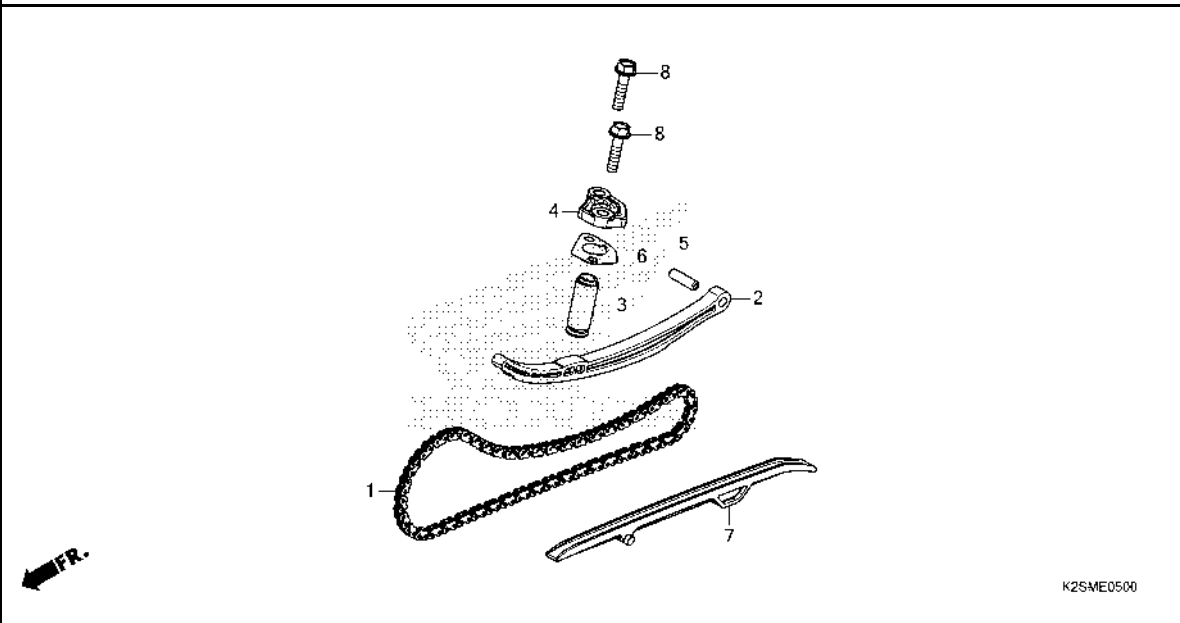
Ref. No.	L.O.N.	(Relative ref. Number) Description	F.R.T.
+ 9		.INCLUDES: Engine removal and installation	

2

E-5

CAM CHAIN/TENSIONER

2

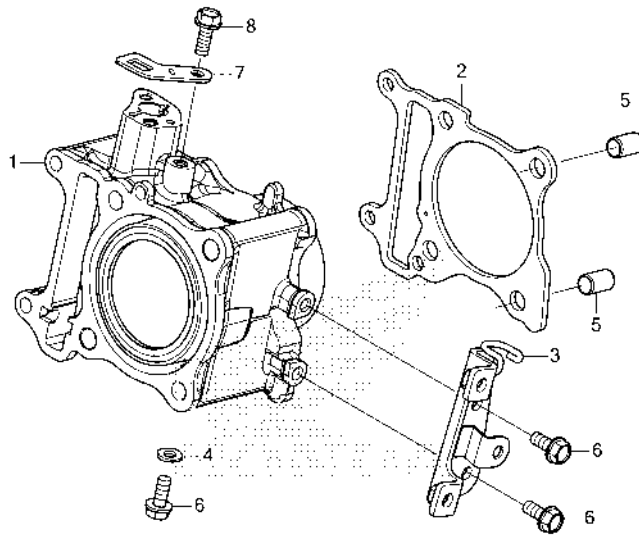


Ref. No.	L.O.N.	(Relative ref. Number) Description	F.R.T.
1	110140	CHAIN, CAMINCLUDES: Engine removal and installation	4.6
2	111130	TENSIONER, CAM CHAININCLUDES: Engine removal and installation	4.6
3	111133	LIFTER, TENSIONER (4,6)	1.7
7	111139	GUIDE, CAM CHAININCLUDES: Engine removal and installation	4.1

Ref. No.	Part No.	Description	Reqd. QTY		Serial No.	Parts catalogue code
			ACB	CATN		
1	14401-K97-T01	CHAIN, CAM (DID SCZ-0404 SV-92LE)	1			
2	14511-K0R-V00	SHOE, CAM CHAIN TENSIONER.....	1			
3	14520-K0R-V01	LIFTER ASSY., TENSIONER.....	1			
4	14521-K0R-V00	CAP, TENSIONER LIFTER.....	1			
5	14531-KZR-600	PIVOT, CAM CHAIN TENSIONER...	1			
6	14560-K0R-V01	GASKET, TENSIONER LIFTER (NICHIAS)	1			
	14560-K1Z-J11	GASKET, TENSIONER LIFTER (NIPPON LEAKLESS)	1			
7	14611-K40-F00	GUIDE, CAM CHAIN.....	1			
8	95701-06022-00	BOLT, FLANGE, 6X22.....	2			

E-6

CYLINDER



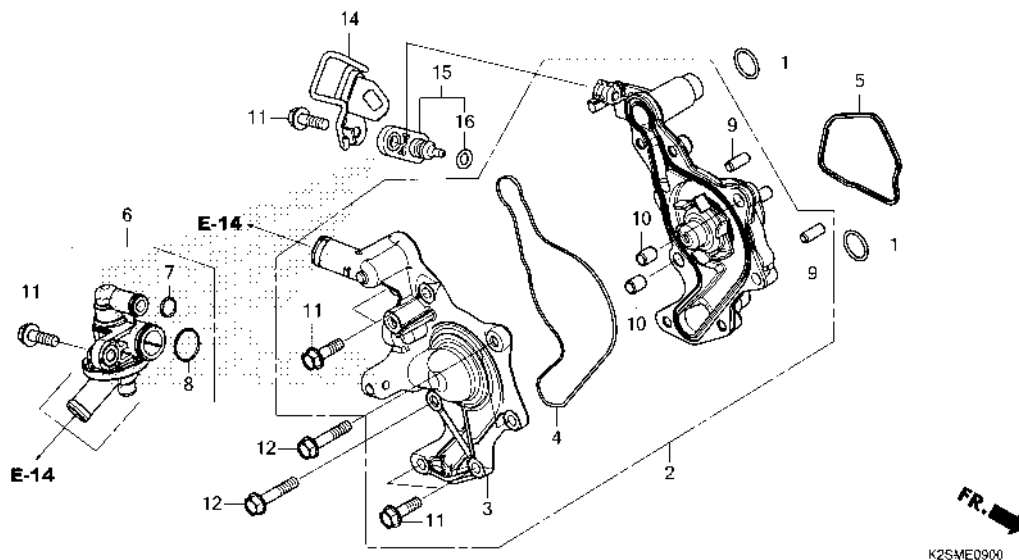
Ref. No.	L.O.N.	(Relative ref. Number) Description	F.R.T.
1	1111A5	CYLINDERINCLUDES: Engine removal and installation	4.5
2	111102	GASKET, CYLINDERINCLUDES: Engine removal and installation	4.4
3	6141C2	STAY, IGNITION COIL	0.4

Ref. No.	Part No.	Description	Reqd. QTY		Serial No.	Parts catalogue code
			ACB	CATN		
1	12100-K1Z-T00	CYLINDER COMP.	1			
2	12191-K1N-V01	GASKET, CYLINDER(NICHIAS)....	1			
	12191-K1Z-J11	GASKET, CYLINDER (NIPPON LEAKLESS)	1			
3	30515-K1N-V00	STAY COMP., IGNITION COIL	1			
4	90463-ML7-000	WASHER, SEALING, 6.5MM	1			
5	94301-10160	DOWEL PIN, 10X16	2			
6	95701-06014-00	BOLT, FLANGE, 6X14	3			
7	32962-K0R-V00	STAY, HARNESS CLIP & ENGINE EARTH	1			
8	95701-06016-00	BOLT, FLANGE, 6X16	1			



E-9

WATER PUMP

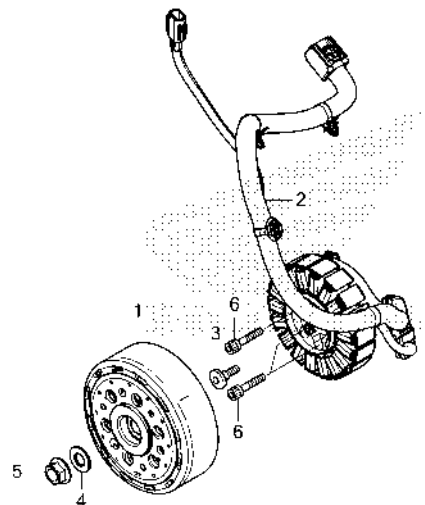


Ref. No.	L.O.N.	(Relative ref. Number) Description	F.R.T.
2	114103	PUMP ASSY., WATER	1.8
3	1141B0	COVER, WATER PUMP	1.8
4	1141B1	GASKET, WATER PUMP COVER	1.8
5	1141P3	GASKET, WATER PUMP	1.8
6	114116	THERMOSTAT	0.7
15	6171A9	SENSOR, WATER TEMP	1.4

Ref. No.	Part No.	Description	Reqd. QTY		Serial No.	Parts catalogue code
			ACB	160 CATN		
1	12207-KWN-900	O-RING, 15.4X2	2			
2	19200-K1N-V00	PUMP ASSY., WATER	1			
3	19221-K1N-V00	COVER, WATER PUMP	1			
4	19226-K0R-V00	GASKET, WATER PUMP COVER	1			
5	19227-K0R-V01	GASKET, WATER PUMP BODY	1			
6	19300-K0R-V02	THERMOSTAT ASSY.	1			
7	19309-K0R-V02	O-RING	1			
8	19310-K35-V01	O-RING	1			
9	90702-MG8-000	DOWEL PIN, 6X15	2			
10	94301-08100	DOWEL PIN, 8X10	2			
11	95701-06020-00	BOLT, FLANGE, 6X20	6			
12	95701-06030-00	BOLT, FLANGE, 6X30	3			
14	32964-K2S-N00	STAY, ENGINE HARNESS	1			
15	37870-K0R-V01	SENSOR ASSY., WATER TEMPERATURE(PANASONIC)	1			
16	91304-K0R-V00	O-RING, 6.3X2.5	1			

E-10

A.C.G. STARTER



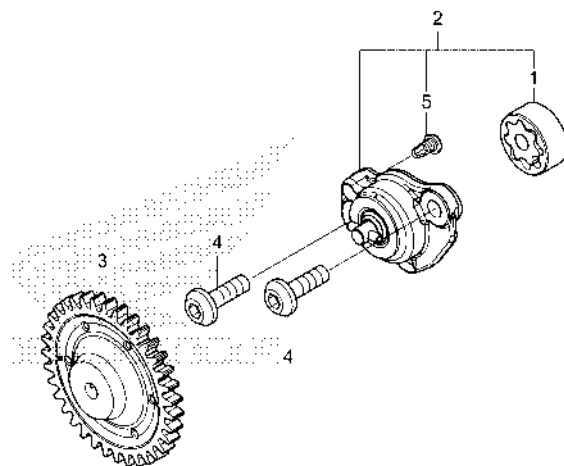
Ref. No.	L.O.N.	(Relative ref. Number) Description	F.R.T.
1	613105	ROTOR OR FLYWHEEL	0.8
2	6131A3	STATOR	1.5

Ref. No.	Part No.	Description	Reqd. QTY		Serial No.	Parts catalogue code
			ACB 160 CATN			
1	31210-K2S-N01	FLYWHEEL COMP.	1			
2	31220-K2S-N01	STATOR COMP.	1			
3	90001-KWR-000	BOLT, SOCKET, 6X18	1			
4	90439-KWZ-900	WASHER, 12X24X2.3	1			
5	94050-12000	NUT, FLANGE, 12MM	1			
6	96700-06025-00	BOLT, SOCKET, 6X25	3			



E-11

OIL PUMP



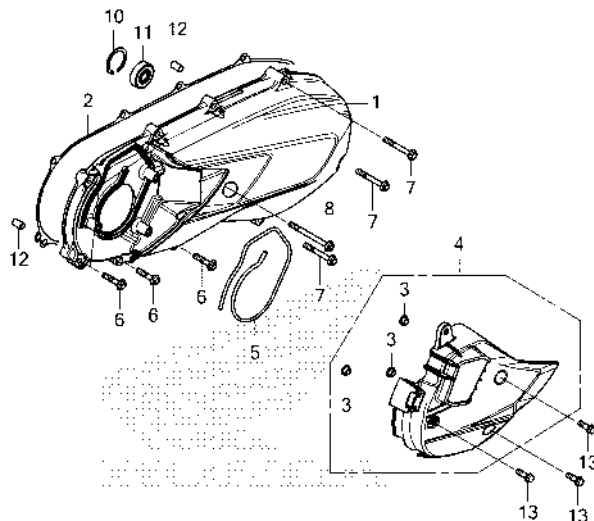
FR. →
K2SME1100

Ref. No.	L.O.N.	(Relative ref. Number) Description	F.R.T.
2	(1)		
113105		PUMP ASSY., OIL	1.6
3	1131C4	GEAR, OIL PUMP DRIVEN	1.5

Ref. No.	Part No.	Description	Reqd. QTY		Serial No.	Parts catalogue code
			ACB	CATN		
1	15021-K0R-V00	ROTOR SET, OIL PUMP.....	1			
2	15100-K0R-V00	PUMP ASSY., OIL.....	1			
	15100-K1Z-N20	1			
3	15133-K2S-N00	GEAR, OIL PUMP DRIVEN(35T)...	1			
4	90003-K0R-V00	BOLT, SPECIAL, 6X19.....	2			
5	93901-34120	SCREW, TAPPING, 4X8.....	1			

E-13

LEFT SIDE COVER



K2SME1300

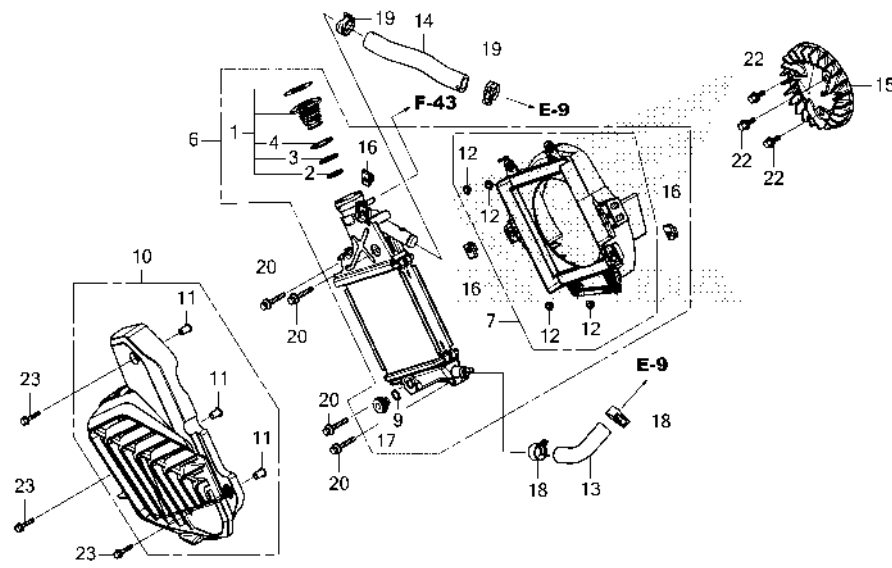
Ref. No.	L.O.N.	(Relative ref. Number) Description	F.R.T.
1	1101A6	COVER, CRANKCASE :LEFT	0.4
2	1101A3	GASKET, CRANKCASE COVER :LEFT	0.2
4		(5)	
	1101H4	DUCT, BELT COVER	0.1
11	2101H8	BEARING, DRIVESHAFT :LEFT COVER SIDE	0.4

Ref. No.	Part No.	Description	Reqd. QTY	Serial No.	Parts catalogue code
			ACB 160 CATN		
1	11341-K2S-N00	COVER, L. SIDE	1		
2	11395-K1N-V01	GASKET, L. COVER(NICHIAS)....	1		
	11395-K1Z-J11	GASKET, L. COVER (NIPPON LEAKLESS)	1		
3	19416-KEY-900	COLLAR	3		
4	19640-K2S-N00	DUCT COMP., L. COVER	1		
5	19649-K01-900	SEAL, L. COVER	1		
6	90004-K0R-V00	BOLT, FLANGE, 6X28(LNSH).....	6		
7	90005-K0R-V00	BOLT, FLANGE, 6X40(LNSH).....	3		
8	90006-K0R-V00	BOLT, FLANGE, 6X65(LNSH).....	1		
10	90652-KVB-900	CIRCLIP, INTERNAL, 32MM	1		
11	91005-K1Z-J10	BEARING COMP.(6002UU)(NSK)...	1		
	91005-KVB-900	BEARING COMP.(6002UU)(NTN)...	1		
	91005-KVB-N50	BEARING COMP.(6002UU)(SKF)...	1		
12	94301-08140	DOWEL PIN, 8X14	2		
13	96001-06018-07	BOLT, FLANGE, 6X18	3		



E-14

RADIATOR

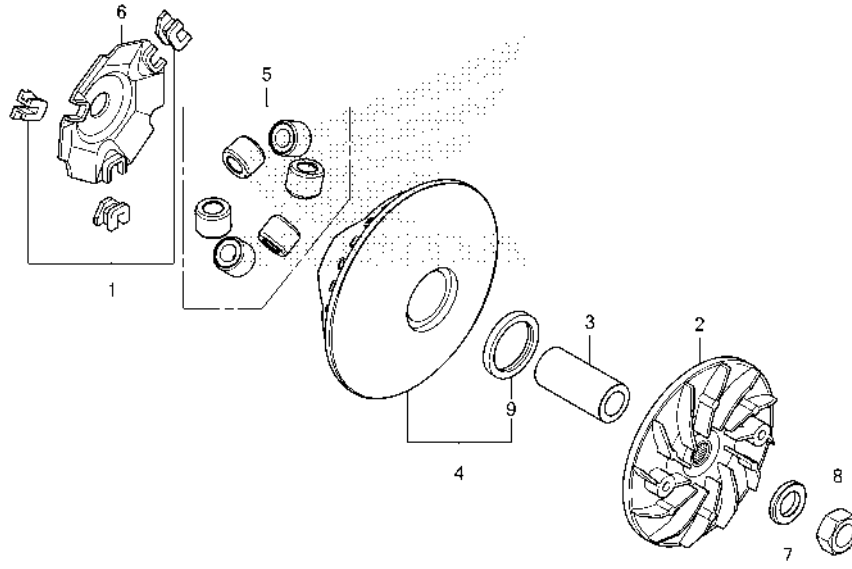


Ref. No.	L.O.N.	(Relative ref. Number) Description	F.R.T.
1		(2,3,4)	
1151B8		CAP, RADIATOR	0.3
6 1151C3		RADIATOR	0.7
7 1151N2		BASE, RADIATOR	0.7
10 1151I5		COVER, RADIATOR	0.3
13 114130		HOSE A, WATER	0.6
14 114131		HOSE B, WATER	0.6
15 1151A6		FAN, COOLING	0.7

Ref. No.	Part No.	Description	Reqd. QTY		Serial No.	Parts catalogue code
			ACB	160		
1	19037-K40-F01	CAP COMP., RADIATOR(T.RAD)...	1			
2	19049-K27-V51	O-RING A	1			
3	19051-K27-V51	O-RING B	1			
4	19052-K27-V51	O-RING C	1			
6	19100-K2S-N00	RADIATOR ASSY.	1			
7	19105-K2S-N00	BASE COMP., RADIATOR	1			
9	19109-GET-003	SEAL, DRAIN	1			
10	19150-K2S-N00	COVER COMP., RADIATOR	1			
11	19416-K01-900	COLLAR	3			
12	19416-KEY-900	COLLAR	4			
13	19501-K0R-V00	HOSE A, WATER	1			
14	19502-K1N-V00	HOSE B, WATER	1			
15	19510-K1F-V00	FAN COMP., COOLING	1			
16	84601-HA7-670	NUT, FENDER SETTING	3			
17	90103-GET-003	BOLT, DRAIN	1			
18	90602-K27-V01	CLAMP, HOSE(D20)	2			
19	90701-KWN-901	CLAMP, WATER HOSE, 24MM	2			
20	93401-06030-08	BOLT-WASHER, 6X30	4			
22	95701-06016-00	BOLT, FLANGE, 6X16	3			
23	96001-06025-07	BOLT, FLANGE, 6X25	3			

E-16

DRIVE FACE



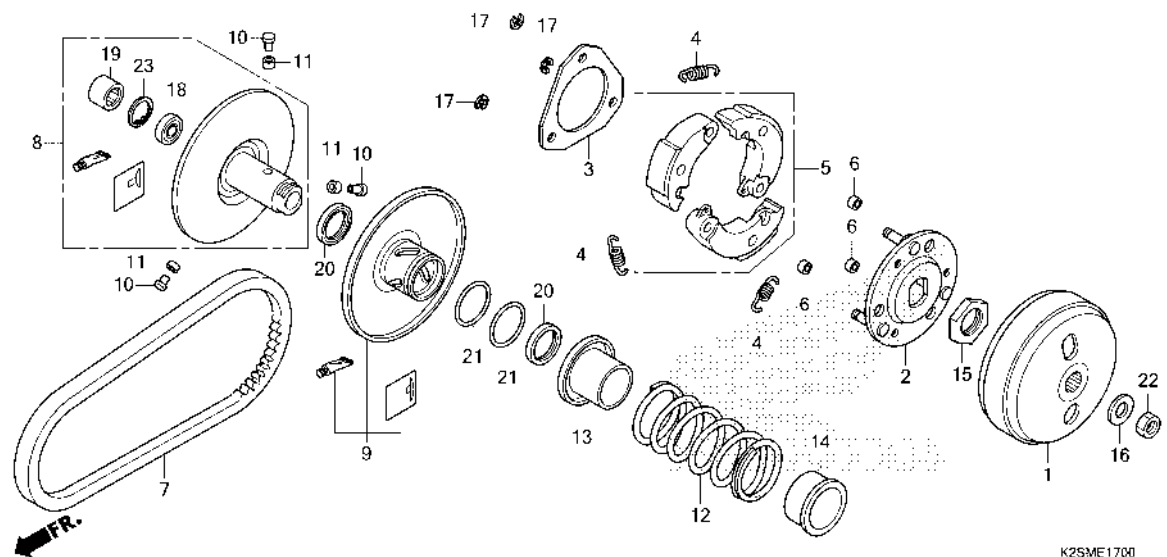
Ref. No.	L.O.N.	(Relative ref. Number) Description	F.R.T.
2	2111A0	FACE, DRIVE	0.4
4	2111A1	FACE, MOVABLE DRIVE	0.4
5		(1,6)	
	2111A4	ROLLER, WEIGHT	0.4

Ref. No.	Part No.	Description	Reqd. QTY ACB 160 CATN	Serial No.	Parts catalogue code
1	22011-K1N-V01	PIECE SET, SLIDE	1		
2	22102-K2S-N00	FACE, DRIVE	1		
3	22105-K1N-V00	BOSS, DRIVE FACE	1		
4	22110-K2S-N00	FACE COMP., MOVABLE DRIVE	1		
5	22123-K0S-V00	ROLLER SET, WEIGHT(BANDO)	1		
	22123-K2S-N00	ROLLER SET, WEIGHT(DHARMA)	1		
6	22131-K1Z-N20	PLATE, RAMP	1		
	22131-K40-F00	1		
7	90401-K1N-V00	WASHER, 15X29X5.5	1		
8	94030-14200	NUT, HEX., 14MM	1		
9	91203-K1F-V01	OIL SEAL, 24X31X3.5	1		
	91203-K35-V01	1		



E-17

DRIVEN FACE



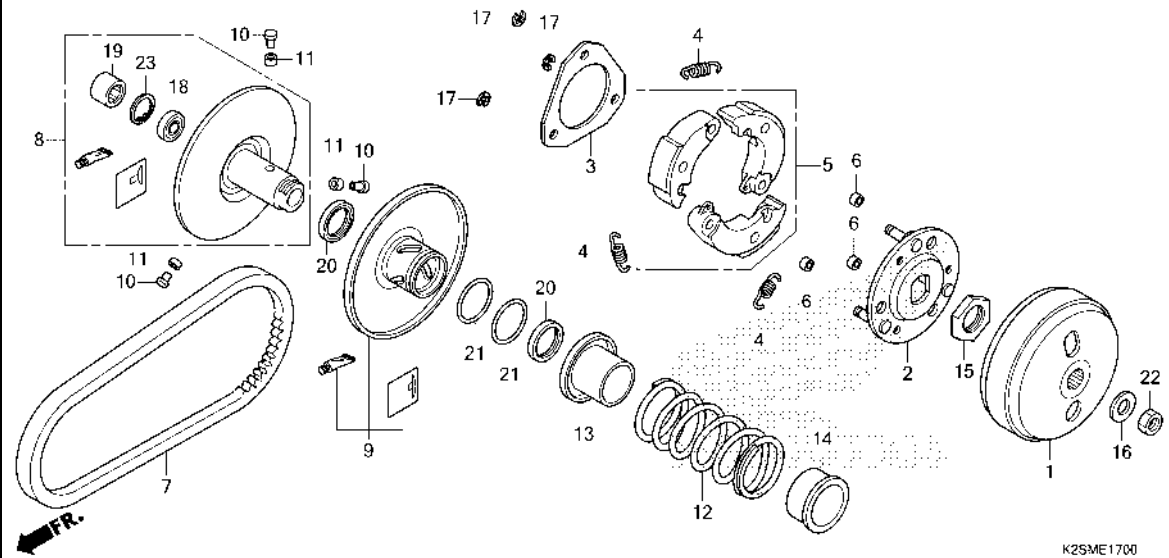
Ref. No.	L.O.N.	(Relative ref. Number) Description	F.R.T.
1	2121A0	OUTER, CLUTCH	0.3
5		(2,4)	
	2121A6	WEIGHT SET, CLUTCH	0.8
7	2111B2	BELT, DRIVE	0.4
8		(10,11,13)	
	2111A2	FACE, DRIVEN	0.7
9		(20,21)	
	2111A3	FACE, MOVABLE DRIVEN	0.8
12		(14)	
	2111A7	SPRING, DRIVEN FACE	0.6
19		(18)	
	2111A8	BEARING, DRIVEN FACE	0.9
	2111A8A	.Replace 1 bearing add	0.1

K2SME1700

Ref. No.	Part No.	Description	Reqd. QTY	Serial No.	Parts catalogue code
			ACB 160 CATN		
1	22100-K1N-V00	OUTER COMP., CLUTCH.....	1		
2	22350-GFM-900	PLATE COMP., DRIVE.....	1		
	22350-K97-T01	1		
	22350-KVB-900	1		
3	22361-K29-V81	PLATE, CLUTCH SIDE.....	1		
	22361-KVB-900	1		
4	22401-KGG-910	SPRING, CLUTCH.....	3		
5	22535-K1N-V00	WEIGHT SET, CLUTCH.....	1		
6	22804-148-000	RUBBER, CLUTCH DAMPER.....	3		
7	23100-K2S-N01	BELT, DRIVE.....	1		
8	23205-K2S-N00	FACE SET, DRIVEN.....	1		
9	23224-K2S-N00	FACE SET, MOVABLE DRIVEN.....	1		
10	23225-KSY-900	PIN, ROLLER GUIDE.....	3		
11	23226-KVB-900	ROLLER, GUIDE.....	3		
12	23233-K1Z-J10	SPRING, DRIVEN FACE.....	1		
13	23237-K35-V00	COLLAR, SEAL.....	1		
14	23238-KZR-600	COLLAR, SPRING.....	1		
15	90202-KN7-670	NUT, SPECIAL, 28MM.....	1		
16	90441-GY6-940	WASHER, 12.2X29X2.5.....	1		
17	90605-166-720	CIRCLIP, 7MM.....	3		
18	91002-GA7-701	BEARING, RADIAL BALL, 6902U (NTN)	1		
	91004-GGC-G01	BEARING, RADIAL BALL, 6902U (F.C.C.)	1		
	91009-K93-T01	1		

E-17

DRIVEN FACE

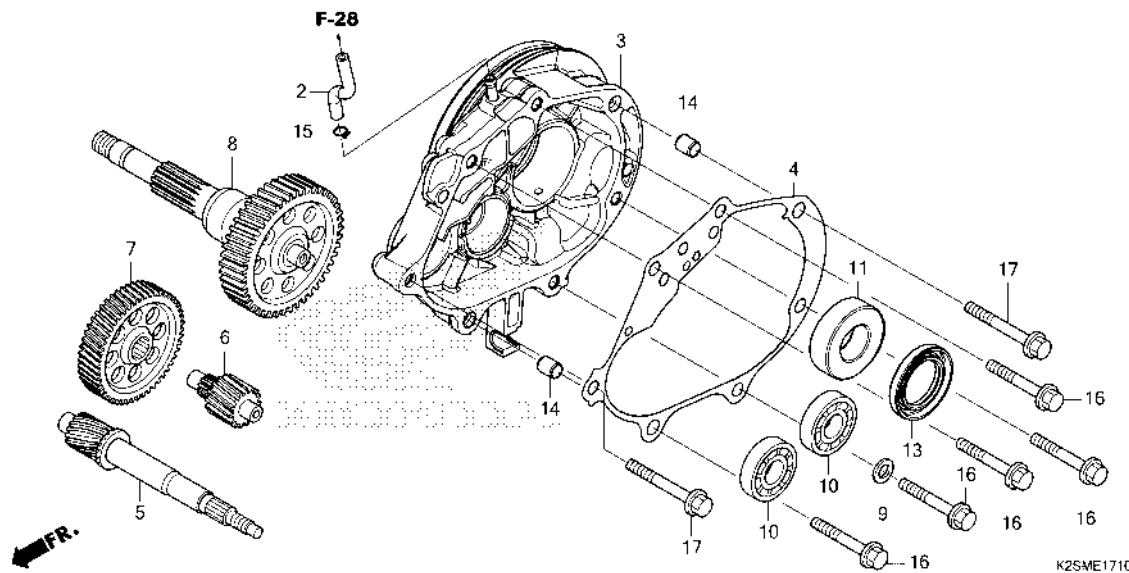


Ref. No.	Part No.	Description	Reqd. QTY		Serial No.	Parts catalogue code
			ACB	160		
18)	91009-KVY-961	BEARING, RADIAL BALL, 6902U				
		(NSK)	1			
19	91001-KCW-003	BEARING, NEEDLE, 20X29X18(NTN)	1			
	91109-K2S-N01	BEARING, NEEDLE, 20X29X18				
		(F.C.C.)	1			
	91109-KVY-902	BEARING, NEEDLE, 20X29X18				
		(SCHAEFFLER)	1			
20	91211-K97-T01	SEAL, DRIVEN FACE, 34X41X4...	2			
	91211-KN7-671	2			
21	91384-KVB-900	O-RING, 38.8X1.9.....	2			
22	94030-12200	NUT, HEX., 12MM.....	1			
23	94520-28000	CIRCLIP, INTERNAL, 28MM.....	1			



E-17-10

TRANSMISSION

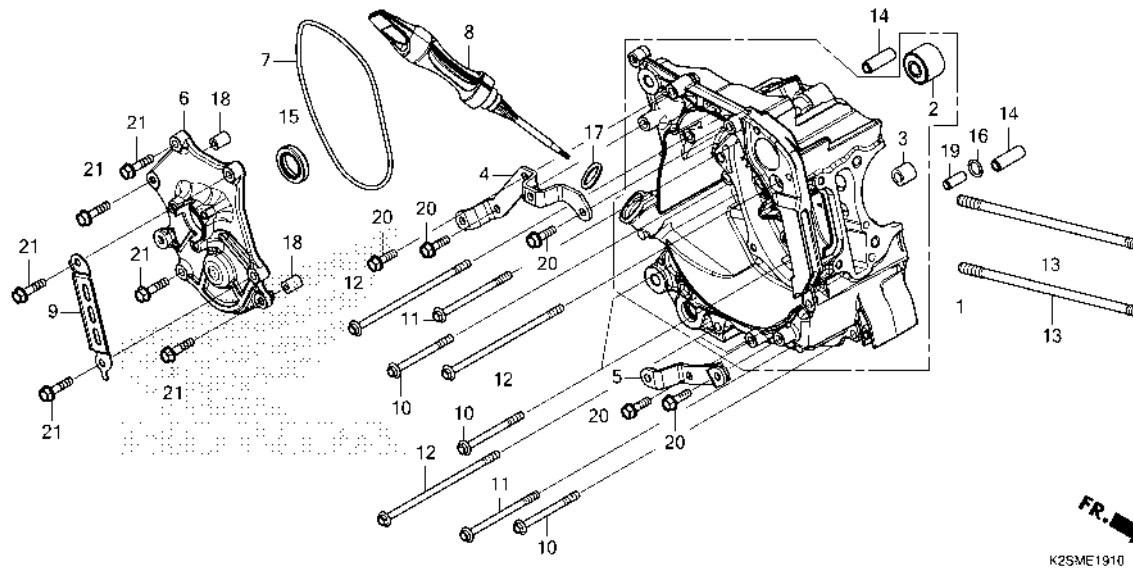


Ref. No.	L.O.N.	(Relative ref. Number) Description	F.R.T.
3	2101A2	CASE, TRANSMISSION	1.6
4	2101A3	GASKET, TRANSMISSION CASE	1.2
5	2101E9	SHAFT, DRIVE	1.5
6	210142	COUNTERSHAFT, TRANSMISSION ...	1.2
7	2101A5	GEAR, COUNTER	1.2
8	210170	SHAFT, FINAL GEAR	1.2
10	2101C8	BEARING, COUNTERSHAFT :RIGHT ..	1.4
	2101C9	BEARING, COUNTERSHAFT :BOTH ..	1.5
	2101F1	BEARING, DRIVESHAFT :RIGHT ...	1.4
	2101J1	BEARING, DRIVESHAFT :BOTH	1.6
11	(13)		
	2101E6	BEARING, FINAL GEAR SHAFT :RIGHT	1.4
	2101J0	BEARING, FINAL GEAR SHAFT :BOTH	1.5

Ref. No.	Part No.	Description	Reqd. QTY		Serial No.	Parts catalogue code
			ACB	160		
			CATN			
2	11211-K1N-V00	TUBE, MISSION BREATHER		1		
3	21200-K2S-N10	CASE COMP., MISSION		1		
4	21395-K1N-V01	GASKET, MISSION CASE(NICHIAS)		1		
	21395-K1Z-J11	GASKET, MISSION CASE (NIPPON LEAKLESS)		1		
5	23411-K2S-N00	DRIVESHAFT(18T)		1		
6	23421-K1Z-J10	COUNTERSHAFT(13T)		1		
7	23422-K1Z-J10	GEAR, COUNTER(51T)		1		
8	23430-K2S-N00	GEAR COMP., FINAL(44T)		1		
9	90495-MN5-000	WASHER, SEALING, 8MM		1		
10	91004-K2S-N01	BEARING, RADIAL BALL, 6202 (FAG)		2		
	91004-KZR-601	BEARING, RADIAL BALL, 6202 (NTN)		2		
	91004-KZR-602	BEARING, RADIAL BALL, 6202 (FUJIKOSHI)		2		
11	91009-K2S-N01	BEARING, RADIAL BALL, 6205UU (FAG)		1		
	91009-KWN-901	BEARING, RADIAL BALL, 6205UU (NTN)		1		
13	91204-K35-J01	OIL SEAL, 34X52X7(ARAI)		1		
	91204-K59-A11	OIL SEAL, 34X52X7(NOK)		1		
14	94301-10120	DOWEL PIN, 10X12		2		
15	95002-50000	CLIP, TUBE(C9)		1		
16	95701-08045-00	BOLT, FLANGE, 8X45		5		
17	95701-08055-00	BOLT, FLANGE, 8X55		2		

E-19-10

RIGHT CRANKCASE



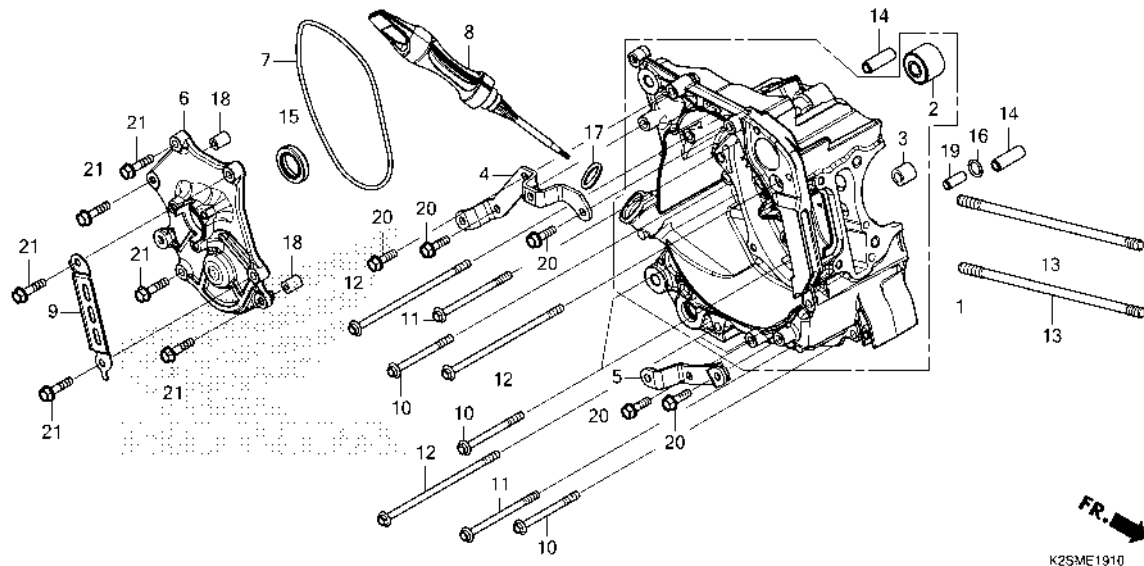
Ref. No.	L.O.N.	(Relative ref. Number) Description	F.R.T.
1	110120	CRANKCASE :RIGHTINCLUDES: Engine removal and installation	5.4
	1101A2	CRANKCASE :BOTHINCLUDES: Engine removal and installation	6.5
6	6131A4	BASE, STATOR	1.6
7	6131B5	O-RING, STATOR BASE	1.5
15	110132	OIL SEAL, CRANKSHAFT :RIGHT ..	1.6
	1101H3	OIL SEAL, CRANKSHAFT :BOTHINCLUDES: Engine removal and installation	5.7

Ref. No.	Part No.	Description	Reqd. QTY	Serial No.	Parts catalogue code
			ACB 160 CATN		
1	11100-K1N-V00	CRANKCASE COMP., R.....	1		
2	11103-K0J-N00	BUSH, ENGINE HANGER RUBBER...	1		
	11103-K0J-N21	BUSH, ENGINE HANGER RUBBER (NOK)	1		
	11103-KVB-901	BUSH, ENGINE HANGER RUBBER (HOKUSHIN)	1		
	11103-KVB-930	BUSH, ENGINE HANGER RUBBER...	1		
	11216-GGC-900	1		
3	11205-GBC-300	BUSH, MAIN STAND.....	1		
	11205-K0J-N00	1		
4	11320-K0R-V00	PLATE COMP., RIGIDITY UPPER..	1		
5	11330-K0R-V00	PLATE COMP., RIGIDITY LOWER..	1		
6	11361-K0R-V00	BASE, STATOR.....	1		
7	11363-K0R-V00	GASKET, STATOR BASE.....	1		
8	15651-K1N-V00	GAUGE, OIL LEVEL.....	1		
9	32961-K0R-V00	CLAMPER, A.C. GENERATOR CORD.	1		
10	90006-K0R-V00	BOLT, FLANGE, 6X65(LNSH).....	4		
11	90007-K0R-V00	BOLT, FLANGE, 6X80(LNSH).....	2		
12	90008-K0R-V00	BOLT, FLANGE, 6X130(LNSH).....	4		
13	90031-K0R-V00	BOLT A, STUD, 8X209.2.....	2		
14	90702-KWN-900	DOWEL PIN, SPECIAL, 6.3X10X30	2		
15	91201-K35-J01	OIL SEAL, 20.8X32X6(ARAI)....	1		
	91201-K59-A11	OIL SEAL, 20.8X32X6(NOK)....	1		
16	91303-001-010	O-RING, 8MM.....	1		
17	91307-035-000	O-RING, 18X3.....	1		
18	94301-08100	DOWEL PIN, 8X10.....	2		



E-19-10

RIGHT CRANKCASE

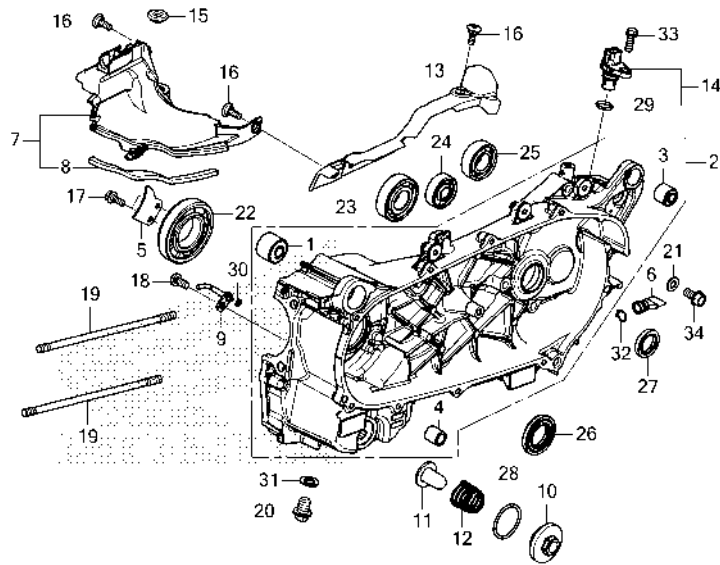


Ref. No.	Part No.	Description	Reqd. QTY		Serial No.	Parts catalogue code
			ACB	CATN		
19	94301-08200	DOWEL PIN, 8X20.....	1			
20	95701-06020-00	BOLT, FLANGE, 6X20.....	5			
21	95701-06025-00	BOLT, FLANGE, 6X25.....	6			

2

E-19-20

LEFT CRANKCASE



K2SME1920

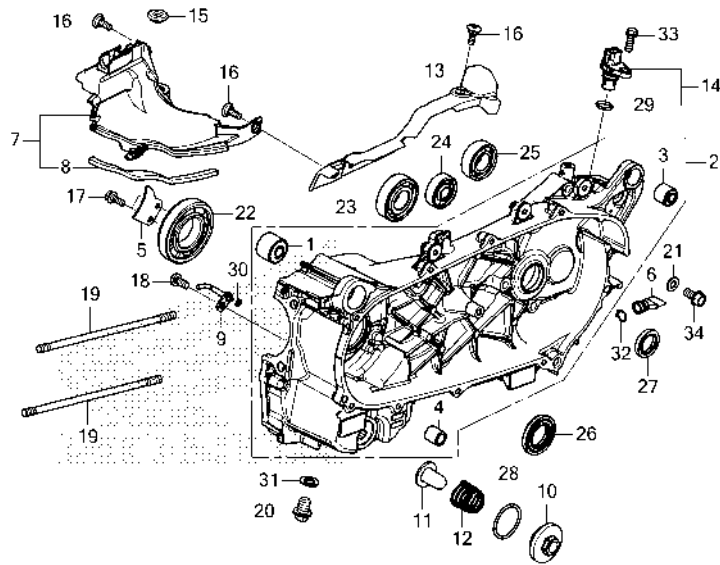
Ref. No.	L.O.N.	(Relative ref. Number) Description	F.R.T.
2	110115	CRANKCASE :LEFTINCLUDES: Engine removal and installation	6.3
	1101A2	CRANKCASE :BOTHINCLUDES: Engine removal and installation	6.5
7	4131KS	COVER, ENGINE (30)	1.4
9	1101G2	JET, PISTON OILINCLUDES: Engine removal and installation (10,12,28)	5.2
11	1131B5	SCREEN, OIL FILTER (29)	0.2
14	617198	SENSOR, SPEEDOMETER 22 1101B6 BEARING, CRANKSHAFT :LEFTINCLUDES: Engine removal and installation	1.6 5.6
23	2101F0	BEARING, DRIVESHAFT :LEFT	1.5
	2101J1	BEARING, DRIVESHAFT :BOTH	1.6
24	2101C7	BEARING, COUNTERSHAFT :LEFT ..	1.4
	2101C9	BEARING, COUNTERSHAFT :BOTH ..	1.5
25	2101E5	BEARING, FINAL GEAR SHAFT :LEFT +	1.4

Ref. No.	Part No.	Description	Reqd. QTY	Serial No.	Parts catalogue code
			ACB 160 CATN		
1	11103-K0J-N00	BUSH, ENGINE HANGER RUBBER...	1		
	11103-K0J-N21	BUSH, ENGINE HANGER RUBBER (NOK)	1		
	11103-KVB-901	BUSH, ENGINE HANGER RUBBER (HOKUSHIN)	1		
	11103-KVB-930	BUSH, ENGINE HANGER RUBBER...	1		
2	11200-K2S-N00	CRANKCASE COMP., L.....	1		
3	11203-K35-J00	BUSH, RR. CUSHION UNDER RUBBER	1		
	11203-KVB-901	BUSH, RR. CUSHION UNDER RUBBER (HOKUSHIN)	1		
4	11205-GBC-300	BUSH, MAIN STAND.....	1		
	11205-K0J-N00	1		
5	11208-K40-F00	PLATE, L. CRANKSHAFT BEARING SETTING	1		
6	11343-KVG-900	TUBE, DRAIN.....	1		
7	11410-K1N-V00	COVER ASSY., ENGINE TOP.....	1		
8	11412-K1N-V00	SEAL, ENGINE TOP COVER.....	1		
9	15201-K0R-V00	JET COMP., PISTON.....	1		
10	15411-K0R-V00	COVER, OIL FILTER.....	1		
11	15421-K0R-V00	SCREEN, OIL FILTER.....	1		
12	15426-K0R-V00	SPRING, OIL FILTER SCREEN....	1		
13	32112-K1N-V00	PROTECTOR, SPEED SENSOR.....	1		
14	37700-K0L-D11	SENSOR ASSY., SPEED(PANASONIC)	1		
15	83551-376-000	GROMMET, SIDE COVER.....	1		
16	90001-KWR-000	BOLT, SOCKET, 6X18.....	3		
17	90003-K1Z-N20	BOLT, FLANGE, 6X16.....	2		



E-19-20

LEFT CRANKCASE



K2SME1920

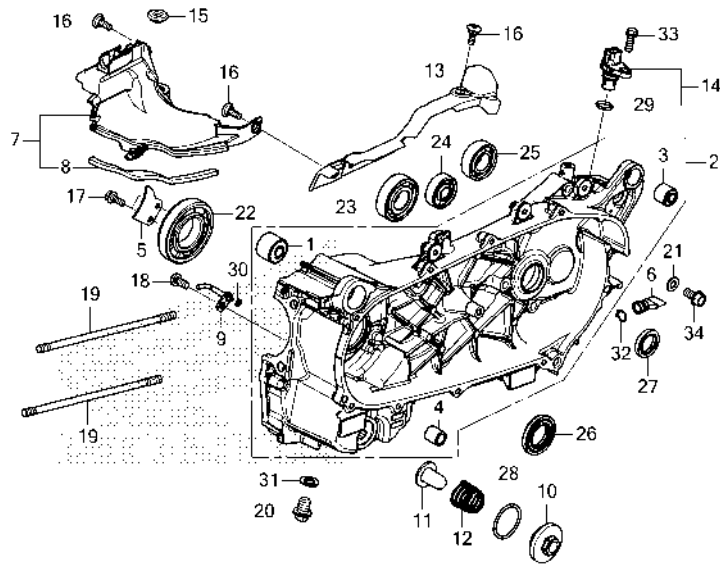
Ref. No.	L.O.N.	(Relative ref. Number) Description	F.R.T.
+25	2101J0	BEARING, FINAL GEAR SHAFT :BOTH	1.5
26	110131	OIL SEAL, CRANKSHAFT :LEFTINCLUDES: Engine removal and installation	5.6
	1101H3	OIL SEAL, CRANKSHAFT :BOTHINCLUDES: Engine removal and installation	5.7
27	2101E7	OIL SEAL, DRIVESHAFT	1.5

Ref. No.	Part No.	Description	Reqd. QTY	Serial No.	Parts catalogue code
18	90003-K0J-N00	BOLT, SPECIAL, 6X12	1		
19	90032-K0R-V00	BOLT B, STUD, 8X213.2	2		
20	90131-883-000	BOLT, DRAIN PLUG, 12X15	1		
21	90495-MN5-000	WASHER, SEALING, 8MM	1		
22	91002-K1N-V01	BEARING, RADIAL BALL, 35X72X15	1		
	91002-K2S-N01	BEARING, RADIAL BALL SPECIAL, 6207(SKF)	1		
23	91003-K2S-N01	BEARING, RADIAL BALL, 6204 (FAG)	1		
	91003-KZR-601	BEARING, RADIAL BALL, 6204 (NTN)	1		
	91003-KZR-602	BEARING, RADIAL BALL, 6204 (FUJIKOSHI)	1		
24	91005-K2S-N01	BEARING, RADIAL BALL, 6301 (FAG)	1		
	91005-KZR-601	BEARING, RADIAL BALL, 6301 (NTN)	1		
	91005-KZR-602	BEARING, RADIAL BALL, 6301 (FUJIKOSHI)	1		
25	91016-K1Z-J11	BEARING, RADIAL BALL, 6004 (NTN)	1		
	91016-KBB-901	BEARING, RADIAL BALL, 6004 ...	1		
26	91202-K40-F01	OIL SEAL, 26X45X6(ARAI)	1		
	91202-K97-T01	OIL SEAL, 26X45X6(NOK)	1		
27	91203-K35-J01	OIL SEAL, 20X32X6(ARAI)	1		
	91203-K50-T01	OIL SEAL, 20X32X6(NOK)	1		
28	91303-K0R-V01	O-RING, 31.2X2.4	1		



E-19-20

LEFT CRANKCASE



K2SME1920

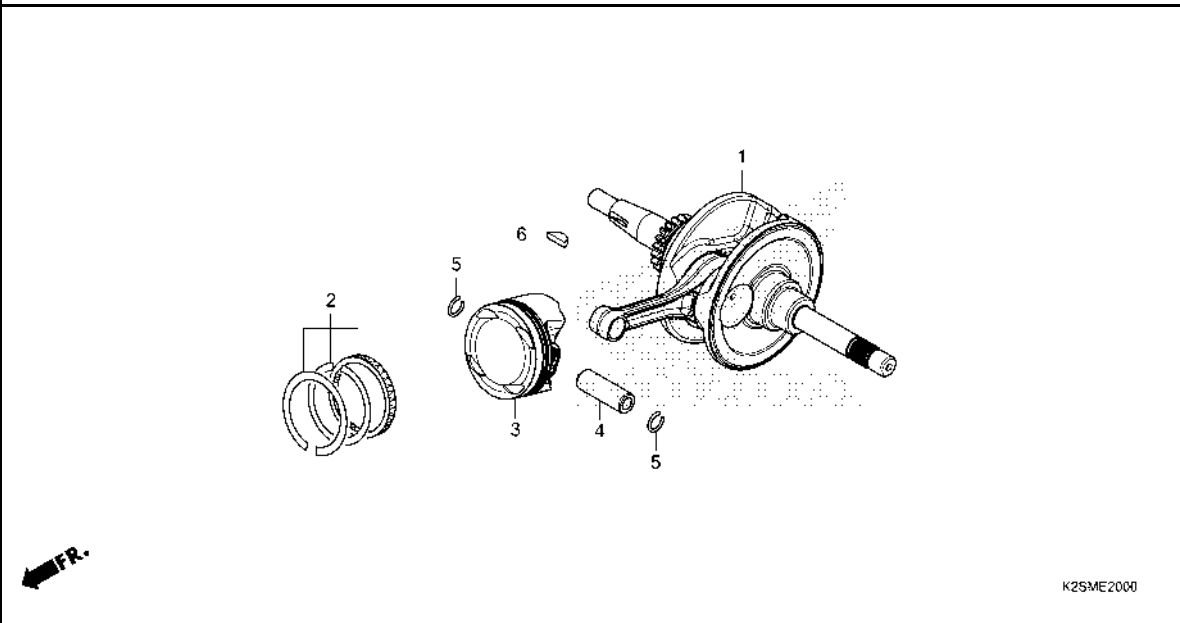
Ref. No.	Part No.	Description	Reqd. QTY		Serial No.	Parts catalogue code
			ACB	160		
29	91304-K0L-D01	O-RING, 11.4X2.1.....	1			
30	91305-K0J-N00	O-RING, 3.8X1.4.....	1			
31	94109-12000	WASHER, DRAIN PLUG, 12MM.....	1			
32	95002-80000	CLIP, TUBE(C12).....	1			
33	95701-06016-00	BOLT, FLANGE, 6X16.....	1			
34	95701-08016-00	BOLT, FLANGE, 8X16.....	1			



E-20

CRANKSHAFT/PISTON

2

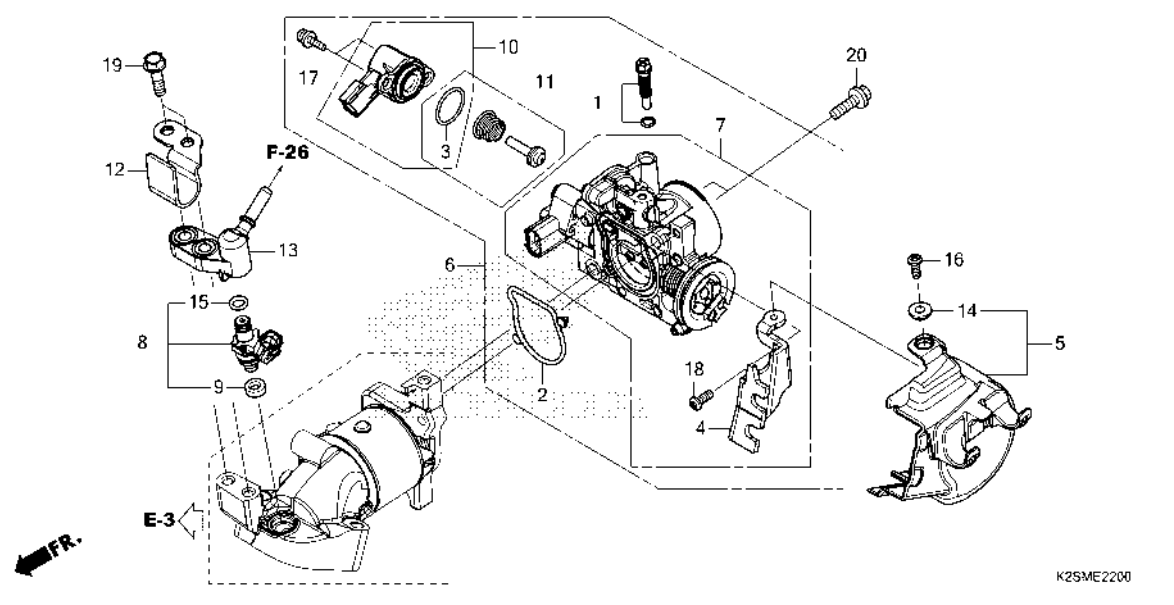


Ref. No.	L.O.N.	(Relative ref. Number) Description	F.R.T.
1	1101B5	CRANKSHAFTINCLUDES: Engine removal and installation (2,4,5)	5.8
3	111103	PISTON RING AND/OR PISTON(ONE)INCLUDES: Engine removal and installation	4.5

Ref. No.	Part No.	Description	Reqd. QTY	Serial No.	Parts catalogue code
			ACB 160 CATN		
1	13000-K2S-N00	CRANKSHAFT COMP.	1		
2	13011-K0S-305	RING SET, PISTON(STD.)(RIKEN)	1		
	13011-K1Z-305	RING SET, PISTON(STD.)(TPR) ..	1		
	13021-K0S-305	RING SET, PISTON(O.S. 0.25) (RIKEN)	(1)		
	13021-K1Z-305	RING SET, PISTON(O.S. 0.25) (TPR)	(1)		
	13031-K0S-305	RING SET, PISTON(O.S. 0.50) (RIKEN)	(1)		
	13031-K1Z-305	RING SET, PISTON(O.S. 0.50) (TPR)	(1)		
3	13101-K1Z-305	PISTON(STD.)	1		
	13102-K1Z-305	PISTON(O.S. 0.25)	(1)		
	13103-K1Z-305	PISTON(O.S. 0.50)	(1)		
4	13111-K0R-V00	PIN, PISTON	1		
5	13115-KZY-700	CLIP, PISTON PIN, 14MM	2		
6	90741-003-010	KEY, WOODRUFF, 4MM	1		

E-22

THROTTLE BODY/FUEL INJECTOR



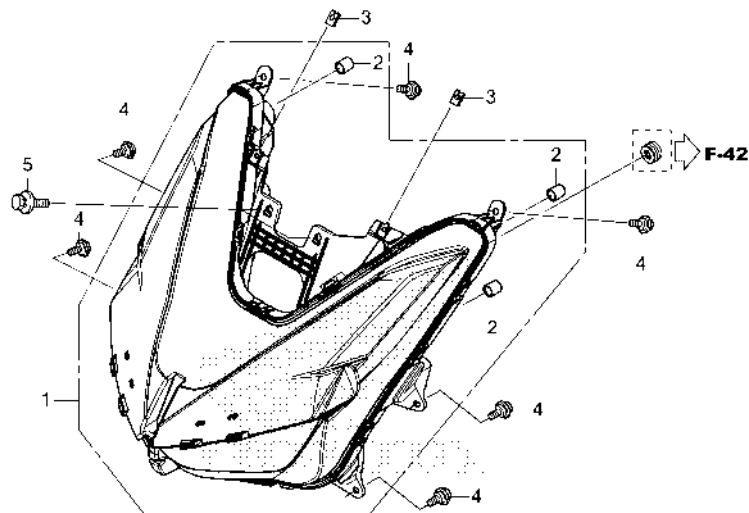
Ref. No.	L.O.N.	(Relative ref. Number) Description	F.R.T.
6	(2)		
311132		BODY ASSY., THROTTLE	1.8
7	311130	BODY, THROTTLE	1.8
8	(9,13,15)		
311145		INJECTOR, FUEL	1.5
10	(3,11)		
311125		VALVE, STARTER	1.8

Ref. No.	Part No.	Description	Reqd. QTY	Serial No.	Parts catalogue code
			ACB 160 CATN		
1	16016-K0J-N01	SCREW SET	1		
2	16075-K2S-N01	O-RING, THROTTLE BODY	1		
3	16077-KVB-S51	O-RING, 1.9X20.4	1		
4	16169-K0R-V01	STAY, WIRE	1		
5	16305-K1N-V00	COVER COMP., THROTTLE BODY ..	1		
6	16400-K2S-N01	THROTTLE BODY ASSY.(GQPQA A) ..	1		
7	16410-K2S-N01	BODY SET	1		
8	16450-K1Z-N21	INJECTOR ASSY., FUEL	1		
9	16472-KPC-D50	RING, SEAL	1		
10	16480-K0J-N01	SOLENOID	1		
11	16485-GGZ-J01	SEAT SET	1		
12	17219-K1N-V00	CLAMPER, BREATHER TUBE	1		
13	17560-K1N-V00	JOINT COMP., INJECTOR	1		
14	61106-K62-B00	COLLAR, THROTTLE BODY COVER ..	1		
15	91301-GGL-J01	O-RING, 6.3X2.2	1		
16	93500-05012-0H	SCREW, PAN, 5X12	1		
17	93891-04010-18	SCREW-WASHER, 4X10	2		
18	93892-05012-18	SCREW-WASHER, 5X12	1		
19	95801-06022-00	BOLT, FLANGE, 6X22	2		
20	96001-06020-00	BOLT, FLANGE, 6X20	2		



F-1

HEADLIGHT



K2SMF0100

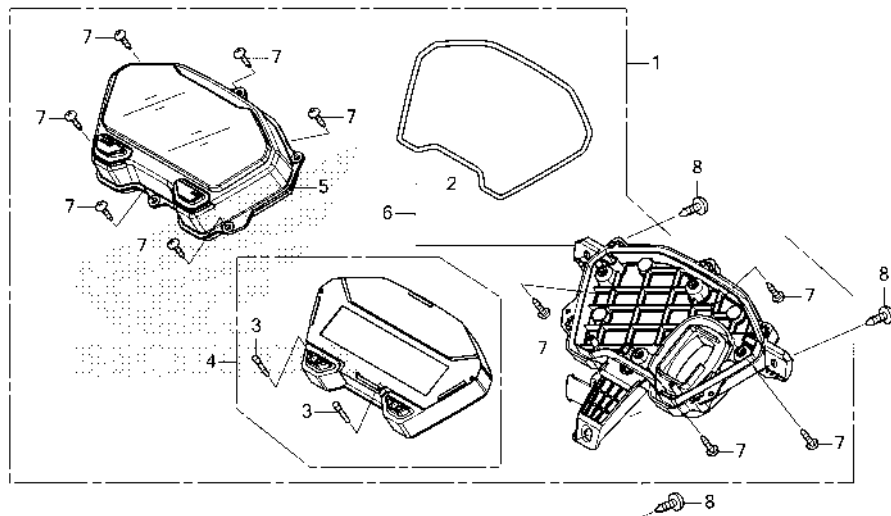
Ref. No.	L.O.N.	(Relative ref. Number) Description	F.R.T.
1	6161A7	HEADLIGHT UNIT	0.8

Ref. No.	Part No.	Description	Reqd. QTY	Serial No.	Parts catalogue code
			ACB 160 CATN		
1	33100-K2S-M11	LIGHT ASSY., FR. COMBINATION	1		
2	33113-K07-M51	PIPE, CP	3		
3	90677-KAN-T00	NUT, CLIP, 5MM	2		
4	91509-GE2-760	SCREW, PAN, 5X11.5	6		
5	93404-06012-00	BOLT-WASHER, 6X12	2		

3

F-2

METER



K2SMF0200

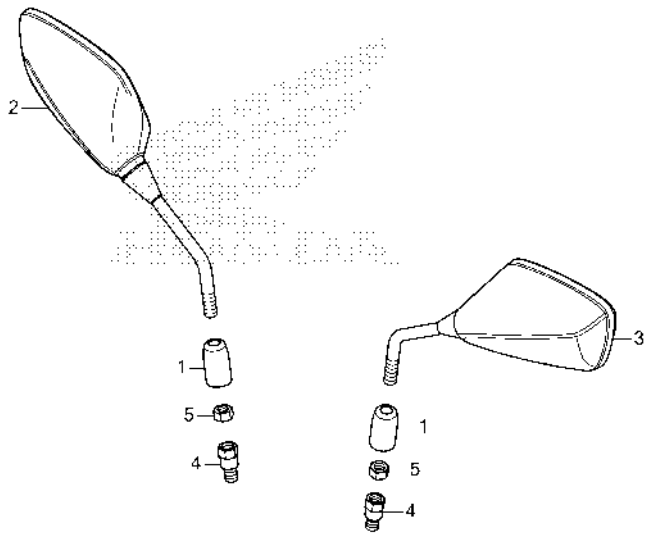
Ref. No.	L.O.N.	(Relative ref. Number) Description	F.R.T.
1	8121A1	METER ASSY., COMBINATION	0.4
4	8121A2	METER, COMBINATION	0.5
5	8121B7	LENS, METER	0.4
6	8121B3	CASE, METER	0.4

Ref. No.	Part No.	Description	Reqd. QTY		Serial No.	Parts catalogue code
			ACB	CATN		
1	37100-K2S-N11	METER ASSY., COMBINATION(KPH)	1			
2	37202-K59-A71	PACKING	1			
3	37203-K59-A71	ROD, TRIP	2			
4	37210-K2S-N11	METER COMP.(KPH)	1			
5	37212-K2S-N01	LENS ASSY.	1			
6	37213-K2S-N01	CASE ASSY.	1			
7	90314-KVS-F22	SCREW, TAPPING, 3X14	10			
8	93903-35310	SCREW, TAPPING, 5X16	3			



F-3

MIRROR



K2SMF0300

Ref. No. L.O.N. (Relative ref. Number) Description F.R.T.

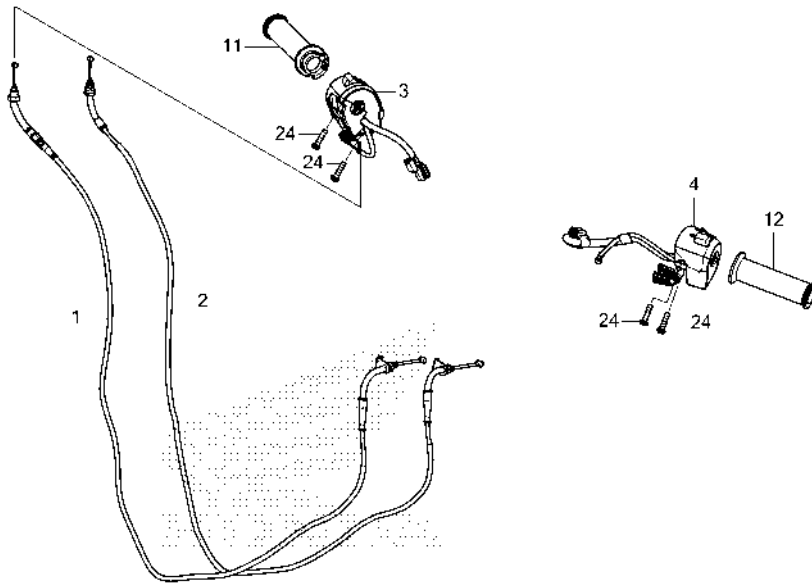
NO INFORMATION

Ref. No.	Part No.	Description	Reqd. QTY		Serial No.	Parts catalogue code
			ACB	CATN		
1	88115-KWN-980	CAP, LOCK NUT	2			
2	88210-K2S-M10	MIRROR COMP., R.	1			
3	88220-K2S-M10	MIRROR COMP., L.	1			
4	90003-MY5-720	BOLT, ADAPTER, 10MM	2			
5	90301-KWW-640	NUT, HEX., 10MM (LEFT HAND THREAD)	2			

3

F-4-10

HANDLE SWITCH/CABLE



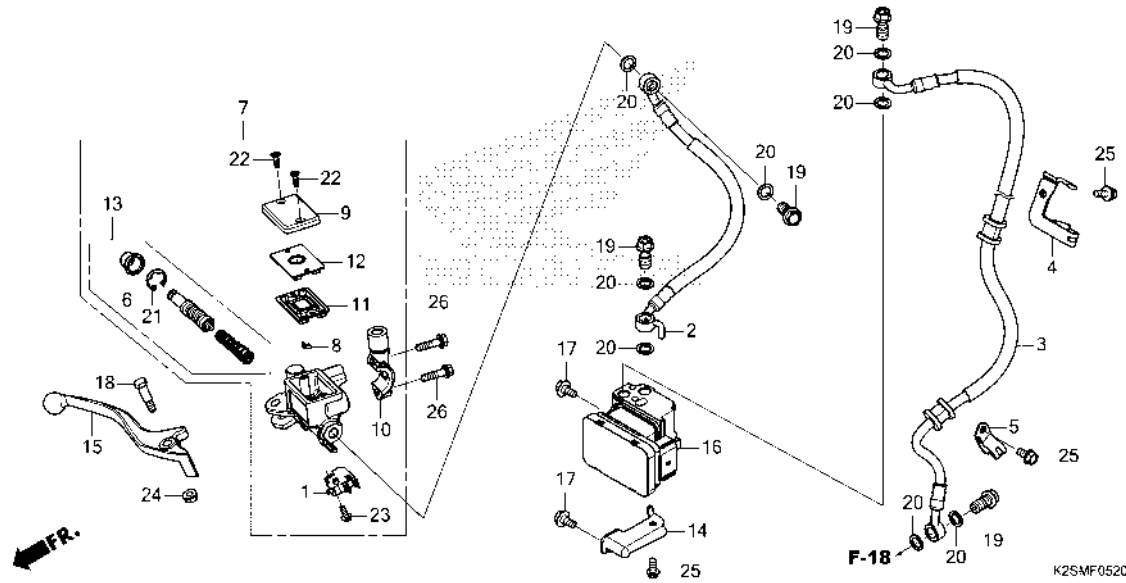
Ref. No.	L.O.N.	(Relative ref. Number) Description	F.R.T.
1		(2)	
1	811100	CABLE, THROTTLE	2.0
		.NOTE: Same time for two units	
3	615116	SWITCH, STARTER	1.6
4	615118	SWITCH, WINKER	0.5
11	810150	GRIP, THROTTLE	1.5
12	8101C0	GRIP, HANDLE :LEFT	0.1

Ref. No.	Part No.	Description	Reqd. QTY		Serial No.	Parts catalogue code
			ACB	CATN		
1	17910-K2S-N01	CABLE COMP. A, THROTTLE (HI-LEX)	1			
	17910-K2S-N02	CABLE COMP. A, THROTTLE (PT.DHARMA CONTROL CABLE)	1			
2	17920-K2S-N01	CABLE COMP. B, THROTTLE (HI-LEX)	1			
	17920-K2S-N02	CABLE COMP. B, THROTTLE (PT.DHARMA CONTROL CABLE)	1			
3	35130-K2S-N01	SWITCH ASSY., STARTER & IDLE	1			
4	35200-K2S-N11	SWITCH ASSY., DIMMER & HORN & WINKER	1			
11	53140-K2F-N00	GRIP COMP., THROTTLE	1			
12	53166-K2S-N00	GRIP, L. HANDLE	1			
24	93892-05020-07	SCREW-WASHER, 5X20	4			

3

F-5-20

FRONT BRAKE MASTER CYLINDER

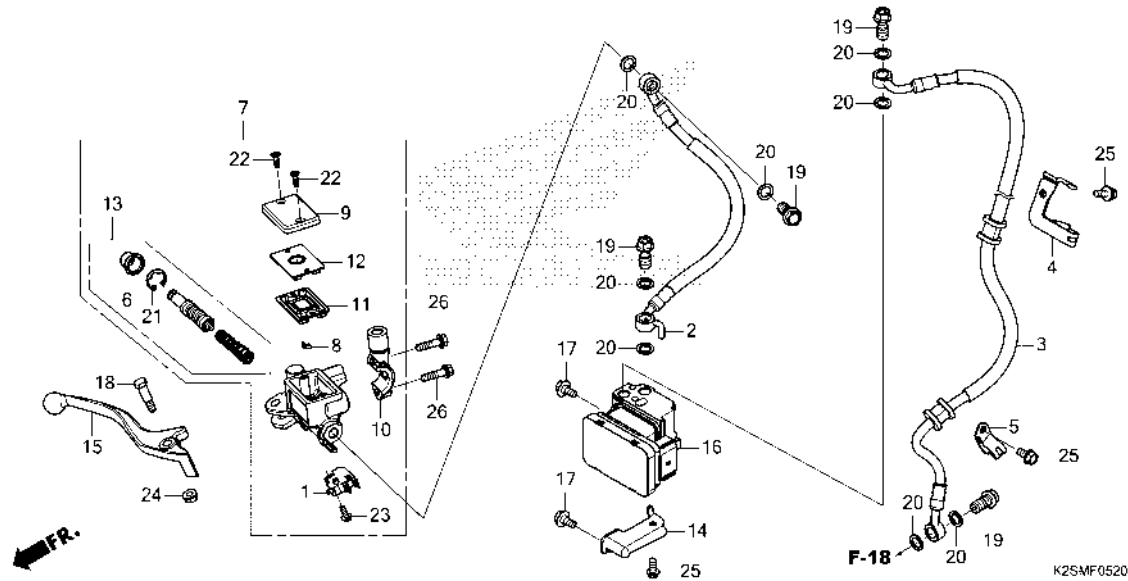


Ref. No.	L.O.N.	(Relative ref. Number) Description	F.R.T.
1	6151B2	SWITCH, FRONT STOP	0.3
	6151B6	SWITCH, STOP :BOTH	0.6
2	712127	HOSE A, FRONT BRAKE	0.5
		.INCLUDES: Bleed brakes	
3	712128	HOSE B, FRONT BRAKE	1.0
		.INCLUDES: Bleed brakes	
7	712105	CYLINDER, FRONT BRAKE MASTER .	0.7
		.INCLUDES: Bleed brakes	
11	7121G6	DIAPHRAGM, FRONT BRAKE MASTER	
		CYLINDER	0.1
13	7121G9	PISTON SET, FRONT BRAKE MASTER	
		.INCLUDES: Bleed brakes	0.7
15	8101C7	LEVER, HANDLE :RIGHT	0.1
	8101F5	LEVER, HANDLE :BOTH	0.2
16	7111H1	MODULATOR, ABS	1.0
		.INCLUDES: Bleed brakes	

Ref. No.	Part No.	Description	Reqd. QTY ACB 160 CATN	Serial No.	Parts catalogue code
1	35340-MGS-D31	SWITCH ASSY., FR. STOP	1		
2	45126-K2S-N11	HOSE COMP. A, FR. BRAKE	1		
3	45127-K2S-N11	HOSE COMP. B, FR. BRAKE	1		
4	45156-K2S-N10	CLAMPER COMP. A, BRAKE HOSE ..	1		
5	45157-K2S-N10	CLAMPER B, BRAKE HOSE	1		
6	45504-410-003	BOOT COMP.	1		
7	45510-K2S-N11	CYLINDER SUB ASSY., FR. MASTER	1		
8	45512-MA6-006	PROTECTOR	1		
9	45513-HA2-006	CAP, MASTER CYLINDER	1		
10	45517-K81-N30	HOLDER, MIRROR	1		
11	45520-GE2-006	DIAPHRAGM	1		
12	45521-K21-901	PLATE, DIAPHRAGM	1		
13	45530-KVS-M21	CYLINDER SET, FR. MASTER (NISSIN)	1		
14	50322-K2S-N10	STAY, ABS MODULATOR	1		
15	53175-KPN-E01	LEVER, R. STEERING HANDLE	1		
16	57110-K2S-N11	MODULATOR ASSY.	1		
17	90111-162-000	BOLT, FLANGE, 6MM	2		
18	90114-KGH-900	BOLT, HANDLE LEVER PIVOT	1		
19	90145-KPH-B30	BOLT, OIL, 10X22(NISSIN)	4		
20	90545-300-000	WASHER, OIL BOLT	8		
21	90651-K03-M61	CIRCLIP, INTERNAL, 18.8	1		
22	93600-04012-1G	SCREW, FLAT, 4X12	2		
23	93893-04012-17	SCREW-WASHER, 4X12	1		
24	94050-06000	NUT, FLANGE, 6MM	1		

F-5-20

FRONT BRAKE MASTER CYLINDER

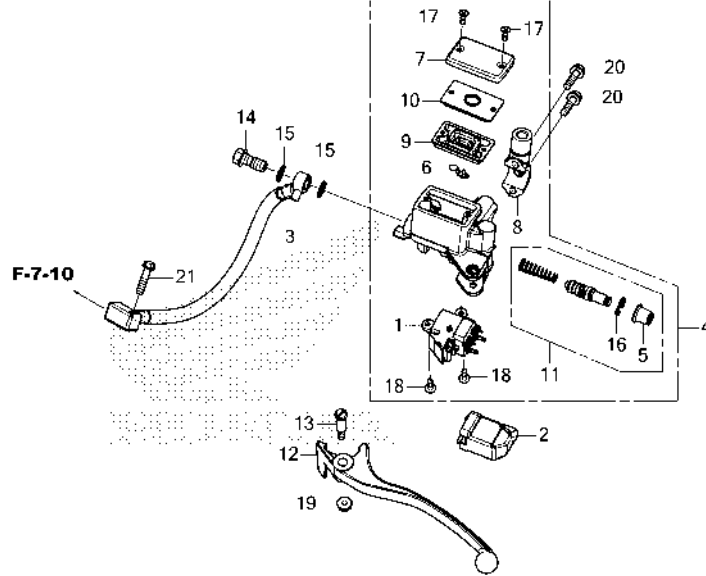


Ref. No.	Part No.	Description	Reqd. QTY		Serial No.	Parts catalogue code
			ACB	CATN		
25	95701-06012-00	BOLT, FLANGE, 6X12	3			
26	96001-06022-07	BOLT, FLANGE, 6X22	2			



F-6

REAR BRAKE MASTER CYLINDER



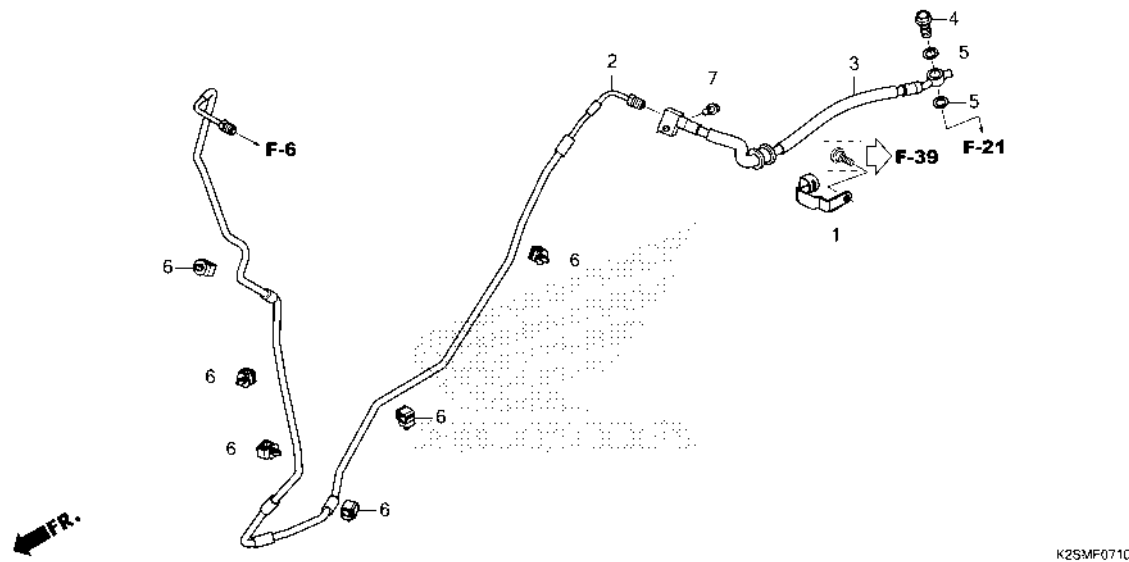
Ref. No.	L.O.N.	(Relative ref. Number) Description	F.R.T.
1	6151B3	SWITCH, REAR STOP :LEVER SIDE	0.5
	6151B6	SWITCH, STOP :BOTH	0.6
3	712180	HOSE A, REAR BRAKE	0.5
		.INCLUDES: Bleed brakes	
4	712125	CYLINDER, REAR BRAKE MASTER ..	0.7
		.INCLUDES: Bleed brakes	
9	7121G7	DIAPHRAGM, REAR BRAKE MASTER CYLINDER	0.1
11	7121H0	PISTON SET, REAR BRAKE MASTER .INCLUDES: Bleed brakes	0.7
12	8101C6	LEVER, HANDLE :LEFT	0.1
	8101F5	LEVER, HANDLE :BOTH	0.2

Ref. No.	Part No.	Description	Reqd. QTY ACB 160 CATN	Serial No.	Parts catalogue code
1	35340-K1Z-J11	SWITCH ASSY., L. HANDLE STOP (WATER PROOF)	1		
2	35341-K1Z-J10	COVER, STOP SWITCH	1		
3	43311-K2S-N11	HOSE COMP. A, RR. BRAKE	1		
4	43510-K2S-N11	CYLINDER SUB ASSY., RR. MASTER	1		
5	45504-410-003	BOOT COMP.	1		
6	45512-MA6-006	PROTECTOR	1		
7	45513-HA2-006	CAP, MASTER CYLINDER	1		
8	45517-K81-N30	HOLDER, MIRROR	1		
9	45520-GE2-006	DIAPHRAGM	1		
10	45521-K21-901	PLATE, DIAPHRAGM	1		
11	45530-KVS-M21	CYLINDER SET, FR. MASTER (NISSIN)	1		
		(FOR RR.)	1		
12	53178-K0W-N01	LEVER, L. HANDLE	1		
13	90114-MA5-671	BOLT, HANDLE LEVER PIVOT	1		
14	90145-KPH-B30	BOLT, OIL, 10X22(NISSIN)	1		
15	90545-300-000	WASHER, OIL BOLT	2		
16	90651-K03-M61	CIRCLIP, INTERNAL, 18.8	1		
17	93600-04012-16	SCREW, FLAT, 4X12	2		
18	93893-04012-17	SCREW-WASHER, 4X12	2		
19	94050-06000	NUT, FLANGE, 6MM	1		
20	96001-06022-07	BOLT, FLANGE, 6X22	2		
21	96001-06025-00	BOLT, FLANGE, 6X25	1		

3

F-7-10

REAR BRAKE PIPE



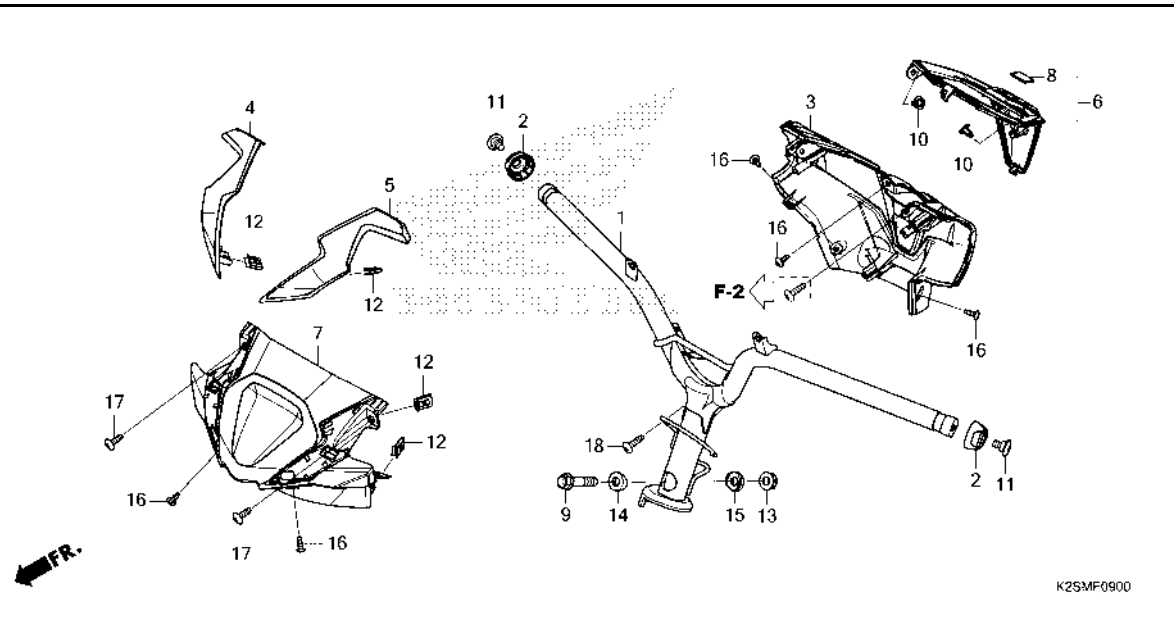
Ref. No.	L.O.N.	(Relative ref. Number) Description	F.R.T.
2	7121K1	PIPE B, REAR BRAKE MAININCLUDES: Bleed brakes	2.1
3	7121B1	HOSE C, REAR BRAKEINCLUDES: Bleed brakes	1.0

Ref. No.	Part No.	Description	Reqd. QTY		Serial No.	Parts catalogue code
			ACB 160 CATN			
1	43156-K2S-N10	CLAMPER, RR. BRAKE HOSE.....		1		
2	43312-K2S-N10	PIPE COMP. B, RR. BRAKE.....		1		
3	43313-K2S-N11	HOSE COMP. C, RR. BRAKE.....		1		
4	90145-KPH-B30	BOLT, OIL, 10X22(NISSIN).....		1		
5	90545-300-000	WASHER, OIL BOLT.....		2		
6	90661-MGS-D71	CLAMP, BRAKE PIPE(7.0).....		6		
7	96001-06025-00	BOLT, FLANGE, 6X25.....		1		



F-9

HANDLE PIPE/HANDLE COVER

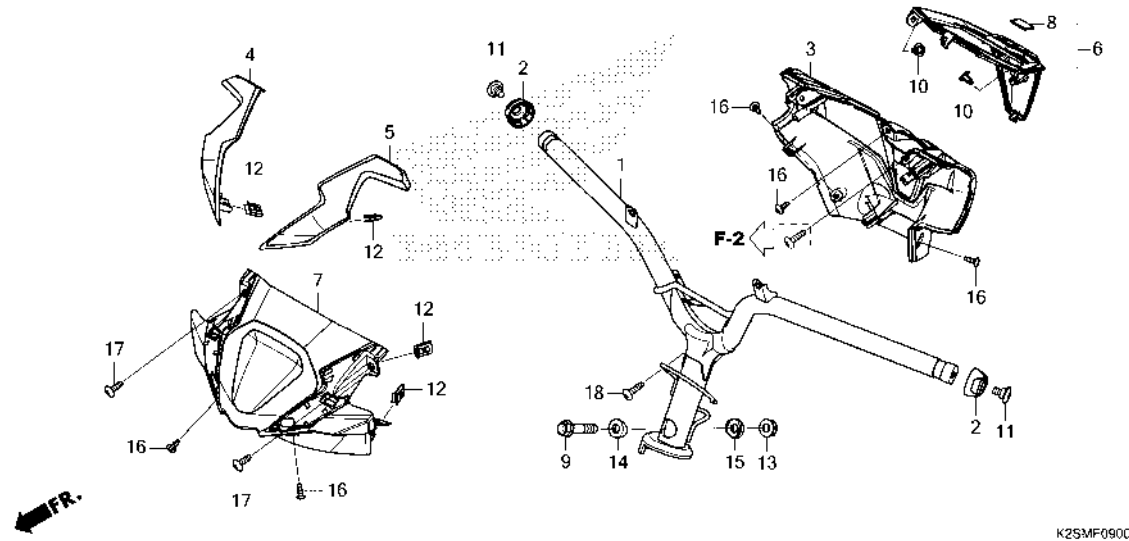


Ref. No.	L.O.N.	(Relative ref. Number) Description	F.R.T.
1	810100	PIPE, STEERING HANDLE	2.3
3	4131B6	COVER, HANDLE :REAR	0.4
4	4131JS	COVER, HANDLE :RIGHT UPPER ...	0.1
5	4131JR	COVER, HANDLE :LEFT UPPER ...	0.1
	4131JT	COVER, HANDLE :BOTH UPPER ...	0.1
6	8121E3	COVER, METER	0.4
7	4131B5	COVER, HANDLE :FRONT	0.2
	4131U1	COVER, HANDLE :BOTH	0.4

Ref. No.	Part No.	Description	Reqd. QTY		Serial No.	Parts catalogue code
			ACB	160		
			CATN			
1	53100-K2S-N00	PIPE COMP., STEERING HANDLE..	1			
2	53102-K66-V00	COVER, GRIP END.....	2			
3	53206-K2S-N10ZA	COVER, RR. HANDLE	1			
		TBLACK.....BLACK				
4	53208-K2S-N10ZP	COVER, R. HANDLE TOP	1			
		NHB31M				
		MAT CHARCOAL GRAY METALLIC	1	-----	2MA	
	53208-K2S-N10ZD	*Y106*.....CLIPPER YELLOW	1	-----	MA	
	53208-K2S-N10ZF	*NH411M*FORCE SILVER METALLIC	1	-----	MA	
	53208-K2S-N10ZK	*NHA69P*				
		PEARL MAGELLANIC BLACK	1	-----	MA	
5	53209-K2S-N10ZP	COVER, L. HANDLE TOP	1			
		NHB31M				
		MAT CHARCOAL GRAY METALLIC	1	-----	2MA	
	53209-K2S-N10ZD	*Y106*.....CLIPPER YELLOW	1	-----	MA	
	53209-K2S-N10ZF	*NH411M*FORCE SILVER METALLIC	1	-----	MA	
	53209-K2S-N10ZK	*NHA69P*				
		PEARL MAGELLANIC BLACK	1	-----	MA	
6	53270-K2S-N10ZB	COVER COMP., METER	1			
		NHA69P				
		PEARL MAGELLANIC BLACK	1			
7	53290-K2S-N10ZA	COVER SET, FR. HANDLE(WL)	1			
		TBLACK.....BLACK	1			
8	86150-KTJ-C60	EMBLEM, PRODUCT(SHINKO).....	1			
9	90102-KZL-930	BOLT, FLANGE, 10X48.....	1			
10	90116-K0A-E11	RIVET, PUSH, 6MM.....	2			
11	90164-K66-V00	SCREW, SPECIAL, 6MM.....	2			

F-9

HANDLE PIPE/HANDLE COVER

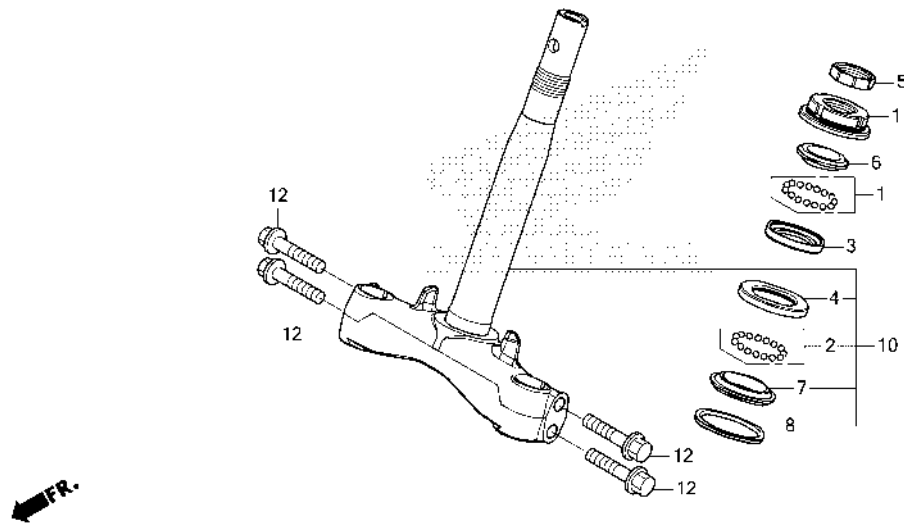


Ref. No.	Part No.	Description	Reqd. QTY		Serial No.	Parts catalogue code
			ACB	CATN		
12	90302-KWW-A00	NUT, SPRING, 4MM.....	4			
13	90304-KGH-901	NUT, U, 10MM(FUJI SEIMITSU)·	1			
14	90501-KPH-880	COLLAR A, HANDLE SETTING.....	1			
15	90505-KPH-880	COLLAR B, HANDLE SETTING.....	1			
16	93903-24380	SCREW, TAPPING, 4X12.....	5			
17	93903-35280	SCREW, TAPPING, 5X12.....	2			
18	93903-35380	SCREW, TAPPING, 5X16.....	1			



F-10

STEERING STEM



K25MF1000

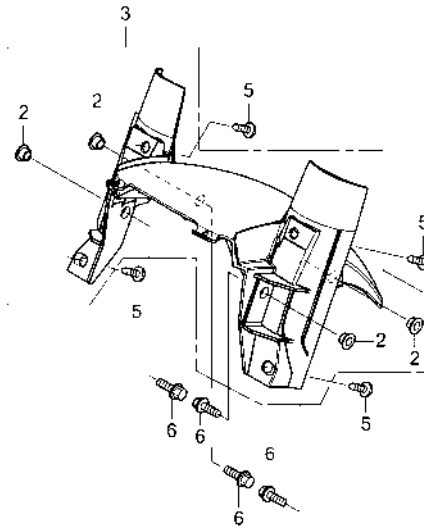
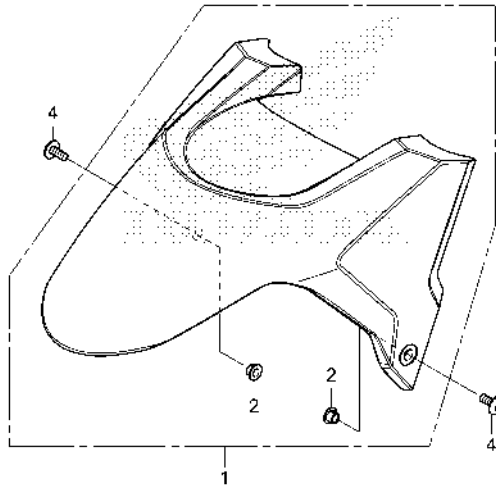
Ref. No.	L.O.N.	(Relative ref. Number) Description	F.R.T.
3		(1)	
5101A0		RACE, STEERING BALL :UPPER ...	2.9
4		5101A1 RACE, STEERING BALL :LOWER ...	3.1
		5101C9 RACE, STEERING BALL :BOTH ...	3.1
6		5101A9 RACE, STEERING TOP CONE	2.9
7		(2,8)	
		5101B0 RACE, STEERING BOTTOM CONE ...	3.1
10		510100 STEM OR SHAFT ASSY., STEERING	2.9
11		5101B2 THREAD, STEERING HEAD TOP	2.7

Ref. No.	Part No.	Description	Reqd. QTY		Serial No.	Parts catalogue code
			ACB	CATN		
1	06530-GBG-B20	BALL SET, STEEL, #6X23	1			
2	06531-GBG-B20	BALL SET, STEEL, #6X29	1			
3	50301-KRS-830	RACE, STEERING TOP BALL	1			
4	50302-KRS-830	RACE, STEERING BOTTOM BALL ...	1			
5	50306-GN5-900	NUT, STEERING STEM LOCK	1			
6	53211-KRS-830	RACE, STEERING TOP CONE	1			
7	53212-KRS-830	RACE, STEERING BOTTOM CONE ...	1			
8	53214-GN5-900	DUST SEAL, STEERING HEAD	1			
10	53219-K2S-M10	STEM SUB ASSY., STEERING	1			
11	53220-GN5-850	THREAD COMP., STEERING HEAD	1			
			TOP			
12	95801-10045-08	BOLT, FLANGE, 10X45	4			

3

F-11

FRONT FENDER



FR.

K2SMF1100

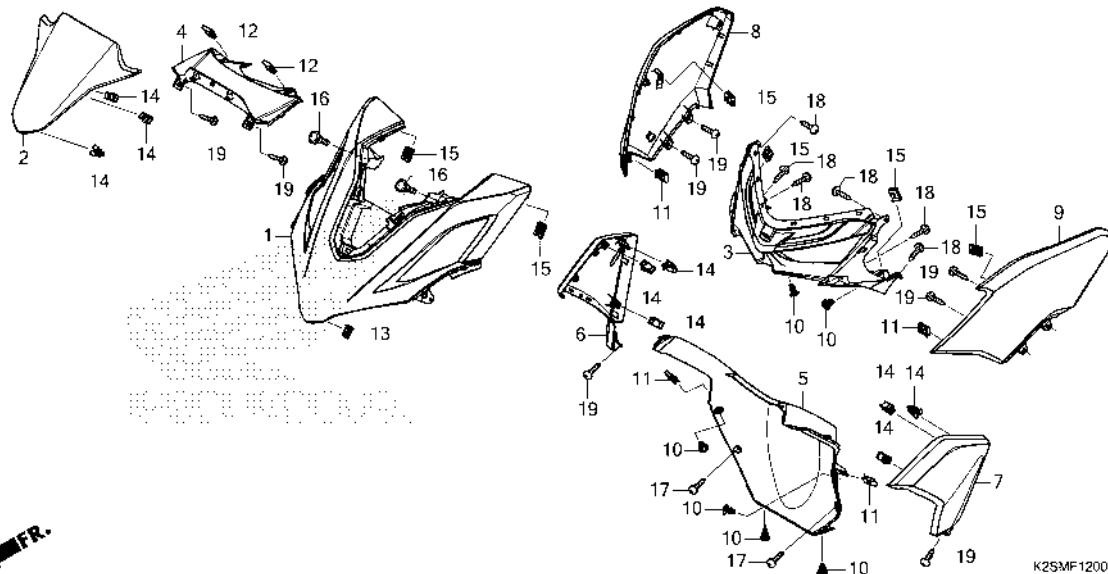
Ref. No.	L.O.N.	(Relative ref. Number) Description	F.R.T.
1	413103	FENDER A, FRONT	0.3
3	413104	FENDER B, FRONT	0.3

Ref. No.	Part No.	Description	Reqd. QTY		Serial No.	Parts catalogue code
			ACB	CATN		
1	61110-K2S-M10ZD	FENDER SET, FR.(WL)				
		TYPE4	1		----- 2MA	
	61110-K2S-M10ZA	*TYPE3*	1		----- MA	
	61110-K2S-M10ZB	*TYPE2*	1		----- MA	
	61110-K2S-M10ZC	*TYPE1*	1		----- MA	
2	61112-K97-T00	COLLAR, FR. FENDER	6			
3	61200-K2S-N00	FENDER COMP. B, FR.	1			
4	90130-K0W-N00	SCREW, PAN, 6X14	2			
5	93903-35280	SCREW, TAPPING, 5X12	4			
6	95701-06016-08	BOLT, FLANGE, 6X16	4			

3

F-12

FRONT COVER

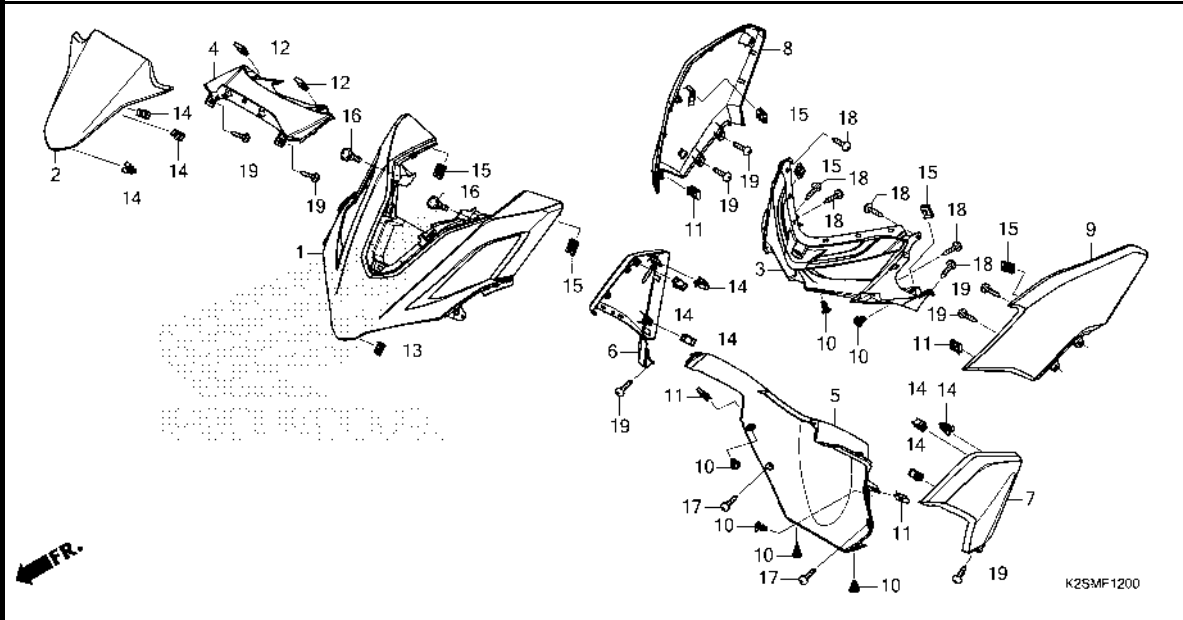


Ref. No.	L.O.N.	(Relative ref. Number) Description	F.R.T.
1	4111E3	COVER, FRONT	0.7
2	3101B6	COVER, FRONT TOP	0.1
3	4111BE	GARNISH, FRONT COVER	0.7
4	411142	COWL, INNER :CENTER	0.1
5	413130	COVER, FRONT LOWER	0.4
6	4131KX	GARNISH, FRONT :RIGHT	0.6
7	4131KW	GARNISH, FRONT :LEFT	0.6
	4131KY	GARNISH, FRONT :BOTH	0.6
8	4111U8	COVER, FRONT :RIGHT	0.7
9	4111U7	COVER, FRONT :LEFT	0.7
	4111U9	COVER, FRONT :BOTH	0.7

Ref. No.	Part No.	Description	Reqd. QTY		Serial No.	Parts catalogue code
			ACB 160 CATN			
1	64301-K2S-T00ZS	COVER, FR.(WOL) *NHB31M*	1	-----	-----	2MA
		MAT CHARCOAL GRAY METALLIC				
	64300-K2S-M10ZA	COVER SET, FR.(WL) *TYPE3*	1	-----	-----	MA
	64300-K2S-M10ZB	*TYPE2*	1	-----	-----	MA
	64300-K2S-M10ZC	*TYPE1*	1	-----	-----	MA
2	64302-K2S-T00ZB	COVER, FR. TOP *NHA69P*	1	-----	-----	
		PEARL MAGELLANIC BLACK				
3	64303-K2S-N00ZA	GARNISH, FR. *TBLACK*	1	-----	-----	BLACK
4	64304-K2S-N00ZA	COVER, FR. TOP INNER *TBLACK*	1	-----	-----	BLACK
5	64308-K2S-N00ZA	COVER, FR. LOWER *TBLACK*	1	-----	-----	BLACK
6	64320-K2S-N00ZA	GARNISH, R. FR. *TBLACK*	1	-----	-----	BLACK
7	64420-K2S-N00ZA	GARNISH, L. FR. *TBLACK*	1	-----	-----	BLACK
8	64500-K2S-M30ZA	COVER SET, R. FR.(WL) *NHB31M*	1	-----	-----	2MA
		MAT CHARCOAL GRAY METALLIC				
	64500-K2S-M10ZA	*TYPE3*	1	-----	-----	MA
	64500-K2S-M10ZB	*TYPE2*	1	-----	-----	MA
	64500-K2S-M10ZC	*TYPE1*	1	-----	-----	MA

F-12

FRONT COVER

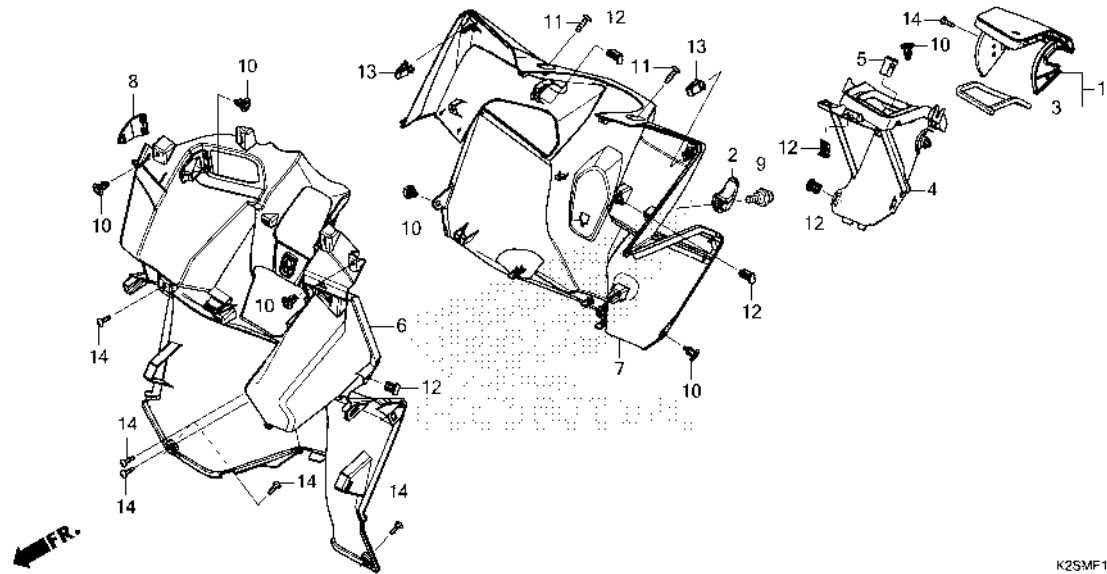


Ref. No.	Part No.	Description	Reqd. QTY		Serial No.	Parts catalogue code
			ACB	160		
9	64600-K2S-M30ZA	COVER SET, L. FR.(WL) *NHB31M* MAT CHARCOAL GRAY METALLIC	1	-----	-----	2MA
	64600-K2S-M10ZA	*TYPE3*	1	-----	-----	MA
	64600-K2S-M10ZB	*TYPE2*	1	-----	-----	MA
	64600-K2S-M10ZC	*TYPE1*	1	-----	-----	MA
10	90116-K0A-E11	RIVET, PUSH, 6MM	6			
11	90302-KWW-A00	NUT, SPRING, 4MM	4			
12	90344-KRB-900	NUT, CLIP, 5MM	2			
13	90651-K14-A31	CLIP, SLIDE	1			
14	90666-K59-A11	CLIP, SNAP FITTING(PO)	9			
15	90677-KAN-T00	NUT, CLIP, 5MM	6			
16	91509-GE2-760	SCREW, PAN, 5X11.5	2			
17	93903-24380	SCREW, TAPPING, 4X12	2			
18	93903-34310	SCREW, TAPPING, 4X12	6			
19	93903-34380	SCREW, TAPPING, 4X12	8			



F-13

INNER COVER



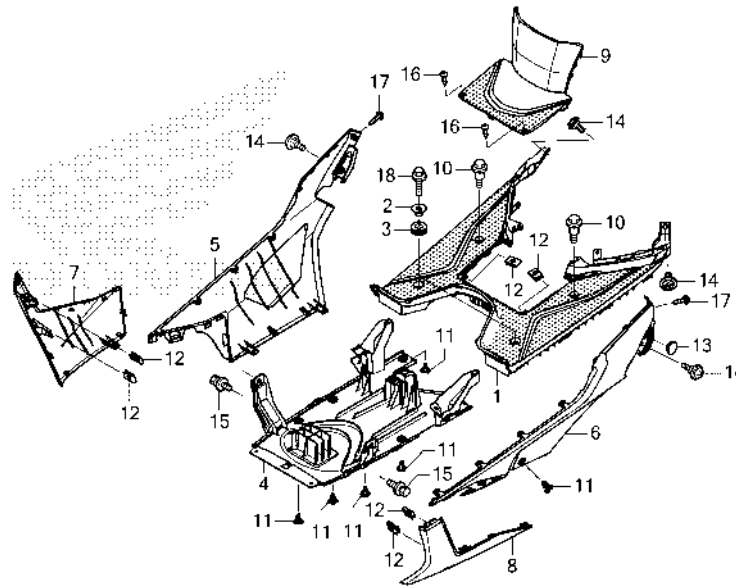
K2SMF1300

Ref. No.	L.O.N.	(Relative ref. Number) Description	F.R.T.
1	(3)		
4	4101R5	LID, INNER BOX	1.0
4	4101FG	BASE, INNER POCKET LID	1.0
6	4111H6	PANEL, INNER :LOWER	1.0
7	4111H5	PANEL, INNER :UPPER	1.0
	4111E6	PANEL, INNER :BOTH	1.0

Ref. No.	Part No.	Description	Reqd. QTY	ACB	160	CATN	Serial No.	Parts catalogue code
1	81130-K2S-N00ZU	LID ASSY., INNER POCKET						
		NHB31M						
		MAT CHARCOAL GRAY METALLIC	1	-----	-----		2MA	
	81130-K2S-N00ZF	*R331*.....VIVACITY RED	1	-----	-----		MA	
	81130-K2S-N00ZG	*PB407P*.PEARL NIGHTFALL BLUE	1	-----	-----		MA	
	81130-K2S-N00ZJ	*NHA95M*SWORD SILVER METALLIC	1	-----	-----		MA	
2	81132-GAH-000YV	HOOK, LUGGAGE						
		TBLACK.....BLACK	1					
3	81135-K2S-N00	SEAL, INNER POCKET	1					
4	81136-K2S-N00	BOX, INNER UPPER	1					
5	81137-K2C-V01	LATCH	1					
6	81141-K2S-N00ZA	COVER, INNER LOWER						
		TBLACK.....BLACK	1					
7	81142-K2S-N00ZU	COVER, INNER UPPER						
		NHB31M						
		MAT CHARCOAL GRAY METALLIC	1	-----	-----		2MA	
	81142-K2S-N00ZF	*R331*.....VIVACITY RED	1	-----	-----		MA	
	81142-K2S-N00ZG	*PB407P*.PEARL NIGHTFALL BLUE	1	-----	-----		MA	
	81142-K2S-N00ZJ	*NHA95M*SWORD SILVER METALLIC	1	-----	-----		MA	
8	81145-K59-A70ZB	LID, SMART EMERGENCY						
		TBLACK.....BLACK	1					
9	90107-KVB-900	BOLT, SPECIAL, 6MM	1					
10	90116-K0A-E11	RIVET, PUSH, 6MM	6					
11	90133-K59-A70	SCREW, TAPPING, 5X16(PO)(TORX)	2					
	90133-SV4-003	SCREW, TAPPING, 5X16(PO).....	2					
12	90651-K14-A31	CLIP, SLIDE	5					
13	90666-K59-A11	CLIP, SNAP FITTING(PO).....	2					
14	93903-24380	SCREW, TAPPING, 4X12	6					

F-14

FLOOR STEP



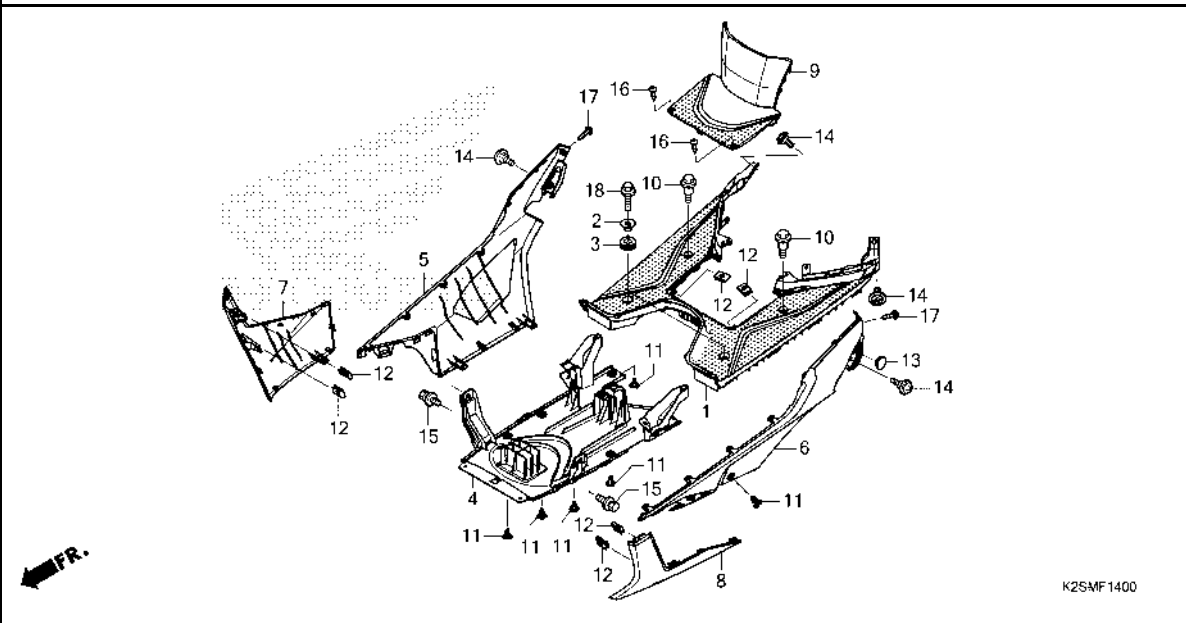
Ref. No.	L.O.N.	(Relative ref. Number) Description	F.R.T.
1	4131D2	STEP, FLOOR	1.2
4	4131B4	COVER, UNDER	0.6
5	4111A6	SKIRT, FLOOR :RIGHT	0.3
6	4111A5	SKIRT, FLOOR :LEFT	0.3
	4111N5	SKIRT, FLOOR :BOTH	0.5
7	4131J6	COVER, FLOOR SIDE :RIGHT	0.2
8	4131J5	COVER, FLOOR SIDE :LEFT	0.2
	4131X0	COVER, FLOOR SIDE :BOTH	0.3
9	6101A9	LID, BATTERY	0.1

Ref. No.	Part No.	Description	Reqd. QTY	Serial No.	Parts catalogue code
			ACB 160 CATN		
1	64310-K2S-N00ZA	STEP, FLOOR			
		TBLACK.....BLACK	1		
2	64311-K2S-N00	COLLAR, FLOOR STEP	2		
3	64312-KWW-640	GROMMET, MAIN PIPE COVER	2		
4	64340-K2S-N00ZA	COVER, UNDER			
		TBLACK.....BLACK	1		
5	64350-K2S-N00ZA	COVER, R. UNDER SIDE			
		TBLACK.....BLACK	1		
6	64360-K2S-N00ZA	COVER, L. UNDER SIDE			
		TBLACK.....BLACK	1		
7	64431-K2S-N00ZV	COVER, R. FLOOR SIDE			
		NHB31M			
		MAT CHARCOAL GRAY METALLIC	1	-----	2MA
	64431-K2S-N00ZF	*Y106*.....CLIPPER YELLOW	1	-----	MA
	64431-K2S-N00ZH	*NH411M*FORCE SILVER METALLIC	1	-----	MA
	64431-K2S-N00ZN	*NHA69P*			
		PEARL MAGELLANIC BLACK	1	-----	MA
8	64432-K2S-N00ZV	COVER, L. FLOOR SIDE			
		NHB31M			
		MAT CHARCOAL GRAY METALLIC	1	-----	2MA
	64432-K2S-N00ZF	*Y106*.....CLIPPER YELLOW	1	-----	MA
	64432-K2S-N00ZH	*NH411M*FORCE SILVER METALLIC	1	-----	MA
	64432-K2S-N00ZN	*NHA69P*			
		PEARL MAGELLANIC BLACK	1	-----	MA
9	64460-K2S-N00ZA	LID, BATTERY			
		TBLACK.....BLACK	1		
10	90101-K15-900	BOLT, SPECIAL, 6MM	2		



F-14

FLOOR STEP



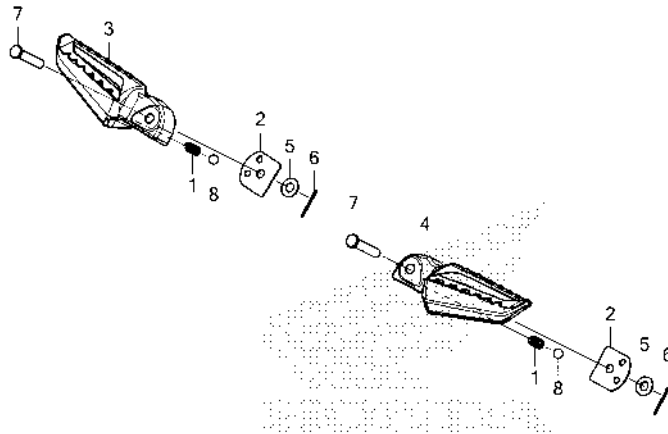
K2SMF1400

Ref. No.	Part No.	Description	Reqd. QTY		Serial No.	Parts catalogue code
			ACB	CATN		
11	90116-K0A-E11	RIVET, PUSH, 6MM.....	6			
12	90302-KWW-A00	NUT, SPRING, 4MM.....	6			
13	90656-GCC-000ZE	PLUG, HOLE *TBLACK*.....BLACK	1			
14	91509-GE2-760	SCREW, PAN, 5X11.5.....	4			
15	93404-06012-08	BOLT-WASHER, 6X12.....	2			
16	93903-34380	SCREW, TAPPING, 4X12.....	2			
17	93903-34480	SCREW, TAPPING, 4X16.....	2			
18	95701-06020-07	BOLT, FLANGE, 6X20.....	2			



F-14-10

PILLION STEP



K2SMF1410

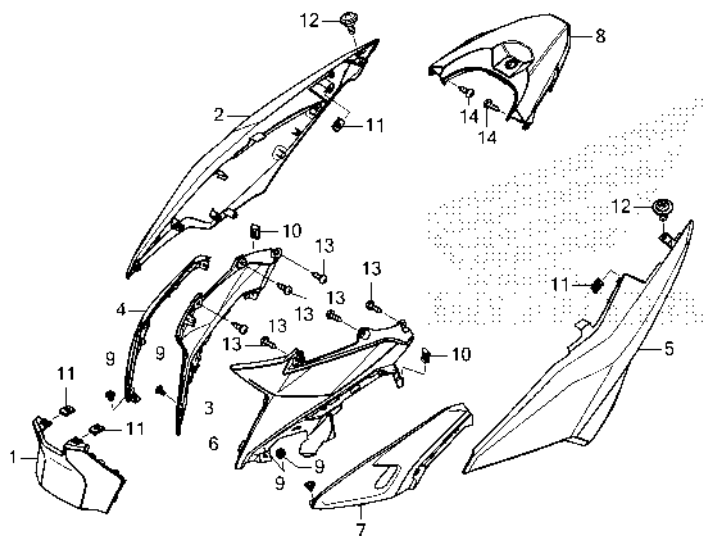
Ref. No.	L.O.N.	(Relative ref. Number) Description	F.R.T.
3	4101C8	BAR, PILLION STEP :RIGHT	0.1
4	4101C7	BAR, PILLION STEP :LEFT	0.1
	4101P4	BAR, PILLION STEP :BOTH	0.2

Ref. No.	Part No.	Description	Reqd. QTY		Serial No.	Parts catalogue code
			ACB	CATN		
1	28333-300-000	SPRING, KICK STARTER STOPPER	2			
2	50718-K59-A70	PLATE, PILLION STEP CLICK	2			
3	50720-K59-A70	ARM, R. PILLION STEP	1			
4	50730-K59-A70	ARM, L. PILLION STEP	1			
5	94101-06000	WASHER, PLAIN, 6MM	2			
6	94201-16150	PIN, SPLIT, 1.6X15	2			
7	95015-81000	PIN A, PILLION STEP	2			
8	96211-08000	BALL, STEEL, #8(1/4)	2			



F-15

BODY COVER



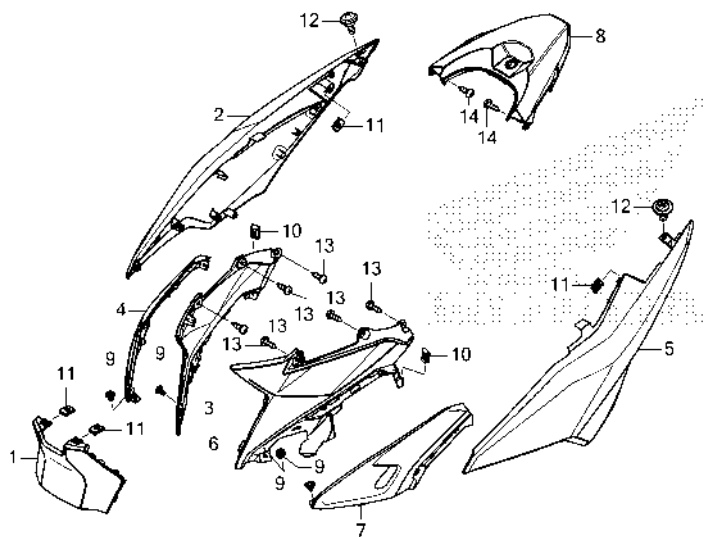
K2SMF1500

Ref. No.	L.O.N.	(Relative ref. Number) Description	F.R.T.
1	4131R6	COVER, BODY :CENTER	0.2
2	4131J0	COVER, BODY :RIGHT	0.8
3	4131J4	COVER, BODY SIDE :RIGHT	0.8
4	4111CT	COVER, SIDE :RIGHT LOWER	0.4
5	4131H9	COVER, BODY :LEFT	0.8
	4131J1	COVER, BODY :BOTH	1.2
6	4131J3	COVER, BODY SIDE :LEFT	0.8
	4131L6	COVER, BODY SIDE :BOTH	1.2
7	4111CS	COVER, SIDE :LEFT LOWER	0.4
	4111CU	COVER, SIDE :BOTH LOWER	0.7
8	4131J8	COVER, REAR CENTER	0.2

Ref. No.	Part No.	Description	Reqd. QTY	Serial No.	Parts catalogue code
			ACB 160 CATN		
1	80151-K2S-N00ZA	COVER, CENTER *TBLACK*.....BLACK	1		
2	83450-K2S-M30ZA	COVER SET, R. BODY(WL) *NHB31M*	1		
		MAT CHARCOAL GRAY METALLIC	1	-----	2MA
	83450-K2S-M10ZA	*TYPE3*.....	1	-----	MA
	83450-K2S-M10ZB	*TYPE2*.....	1	-----	MA
	83450-K2S-M10ZC	*TYPE1*.....	1	-----	MA
3	83520-K2S-N00ZA	COVER, R. BODY SIDE *TBLACK*.....BLACK	1		
4	83530-K2S-N00ZH	COVER B, R. BODY SIDE *NHA95M*SWORD SILVER METALLIC	1	-----	2MA
	83530-K2S-N00ZB	*Y106*.....CLIPPER YELLOW	1	-----	MA
	83530-K2S-N00ZC	*NH411M*FORCE SILVER METALLIC	1	-----	MA
	83530-K2S-N00ZF	*NHA69P* PEARL MAGELLANIC BLACK	1	-----	MA
5	83550-K2S-M30ZA	COVER SET, L. BODY(WL) *NHB31M*	1		
		MAT CHARCOAL GRAY METALLIC	1	-----	2MA
	83550-K2S-M10ZA	*TYPE3*.....	1	-----	MA
	83550-K2S-M10ZB	*TYPE2*.....	1	-----	MA
	83550-K2S-M10ZC	*TYPE1*.....	1	-----	MA
6	83620-K2S-N00ZA	COVER, L. BODY SIDE *TBLACK*.....BLACK	1		
7	83630-K2S-N00ZK	COVER B, L. BODY SIDE *NHA95M*SWORD SILVER METALLIC	1	-----	2MA
	83630-K2S-N00ZB	*Y106*.....CLIPPER YELLOW	1	-----	MA
	83630-K2S-N00ZC	*NH411M*FORCE SILVER METALLIC	1	-----	MA

F-15

BODY COVER

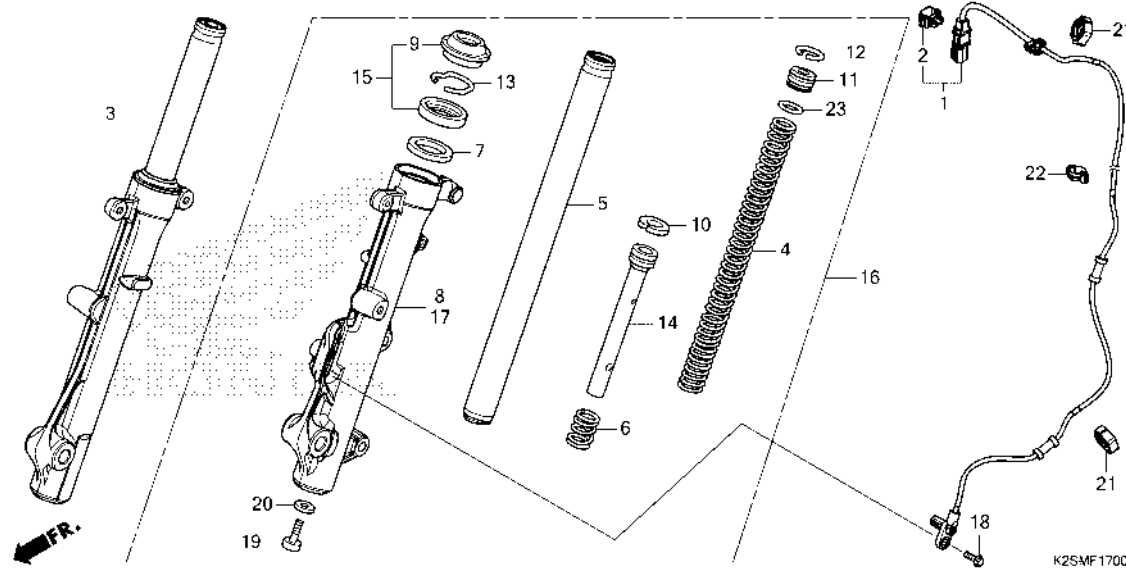


K2SMF1500

Ref. No.	Part No.	Description	Reqd. QTY		Serial No.	Parts catalogue code
			ACB	CATN		
(7)	83630-K2S-N00ZF	COVER B, L. BODY SIDE *NHA69P*				
		PEARL MAGELLANIC BLACK	1		----- MA	
8	83750-K2S-N00ZC	COVER, RR. CENTER *NHA69P*				
		PEARL MAGELLANIC BLACK	1			
9	90116-K0A-E11	RIVET, PUSH, 6MM.....	4			
10	90302-KWW-A00	NUT, SPRING, 4MM.....	2			
11	90677-KAN-T00	NUT, CLIP, 5MM.....	4			
12	91509-GE2-760	SCREW, PAN, 5X11.5.....	2			
13	93903-34310	SCREW, TAPPING, 4X12.....	6			
14	93903-34380	SCREW, TAPPING, 4X12.....	2			

F-17

FRONT FORK



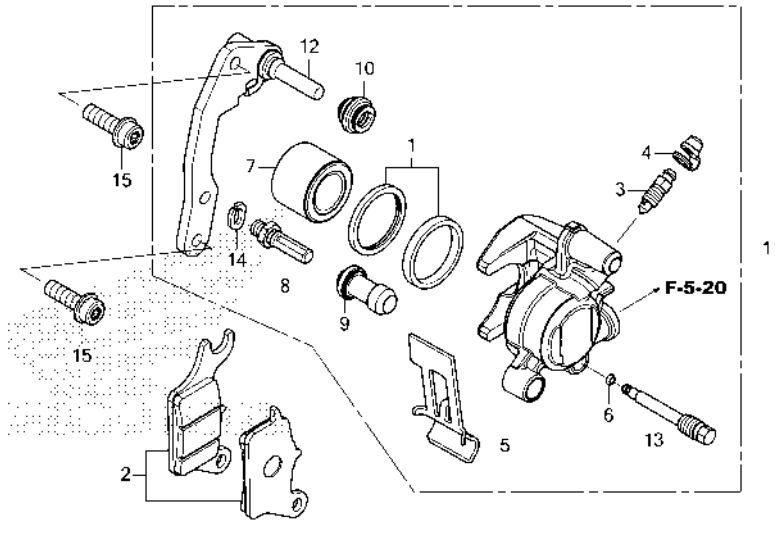
Ref. No.	L.O.N.	(Relative ref. Number) Description	F.R.T.
1	617196	SENSOR, WHEEL SPEED :FRONT ...	0.7
3	5111C3	FORK ASSY., FRONT :RIGHT	0.3
4	5111C5	SPRING, FRONT FORK :LEFT	0.5
	5111C6	SPRING, FRONT FORK :RIGHT	0.5
	5111C7	SPRING, FRONT FORK :BOTH	0.8
5		(6,10,14)	
	5111G2	PIPE, FRONT FORK :LEFT	0.6
	5111G3	PIPE, FRONT FORK :RIGHT	0.6
	5111G4	PIPE, FRONT FORK :BOTH	1.1
8	5111D2	CASE, BOTTOM :RIGHT	0.7
15	5111E7	SEAL SET, FRONT FORK :LEFT ...	0.7
	5111E8	SEAL SET, FRONT FORK :RIGHT ...	0.7
	5111E9	SEAL SET, FRONT FORK :BOTH ...	1.3
16	5111C2	FORK ASSY., FRONT :LEFT	0.3
	5111C4	FORK ASSY., FRONT :BOTH	0.4
17	5111D1	CASE, BOTTOM :LEFT	0.7
	5111D3	CASE, BOTTOM :BOTH	1.3

Ref. No.	Part No.	Description	Reqd. QTY	Serial No.	Parts catalogue code
			ACB 160 CATN		
1	38520-K2S-N11	SENSOR, FR. WHEEL SPEED.....	1		
2	42524-T5A-003	CLIP, COUPLER(DARK BLUE).....	1		
3	51400-K2S-N01	FORK ASSY., R. FR.	1		
4	51401-K0J-N01	SPRING, FR. FORK.....	2		
5	51410-K0J-N01	PIPE COMP., FR. FORK.....	2		
6	51412-GN5-901	SPRING, REBOUND(SHOWA).....	2		
7	51412-KWB-601	RING, BACK UP(SHOWA).....	2		
8	51420-K2S-N01	CASE COMP., R. FR. BOTTOM ...	1		
9	51425-GN5-901	SEAL, DUST(SHOWA).....	2		
10	51437-KWB-601	RING, PISTON(SHOWA).....	2		
11	51454-K58-TC1	SEAT B, SPRING.....	2		
12	51456-KPH-901	RING, STOPPER(SHOWA).....	2		
13	51466-065-901	RING, OIL SEAL STOPPER(SHOWA)	2		
14	51470-K2S-N01	PIPE, SEAT.....	2		
15	51490-KGH-901	SEAL SET, FR. FORK(SHOWA) ...	2		
16	51500-K2S-N11	FORK ASSY., L. FR.	1		
17	51520-K2S-N11	CASE COMP., L. FR. BOTTOM ...	1		
18	90105-K77-V10	BOLT, FLANGE, 6X18.....	1		
19	90116-KV3-701	BOLT, SOCKET, 8MM(SHOWA)....	2		
20	90544-283-000	WASHER, SPECIAL, 8MM(SHOWA) ..	2		
21	90690-MEF-800	CLAMP, HARNESS.....	2		
22	90690-MGS-D81	CLIP, CABLE, 12MM.....	1		
23	91256-166-003	O-RING, 16.8X2.4.....	2		

3

F-18

FRONT BRAKE CALIPER



K2SMF1800

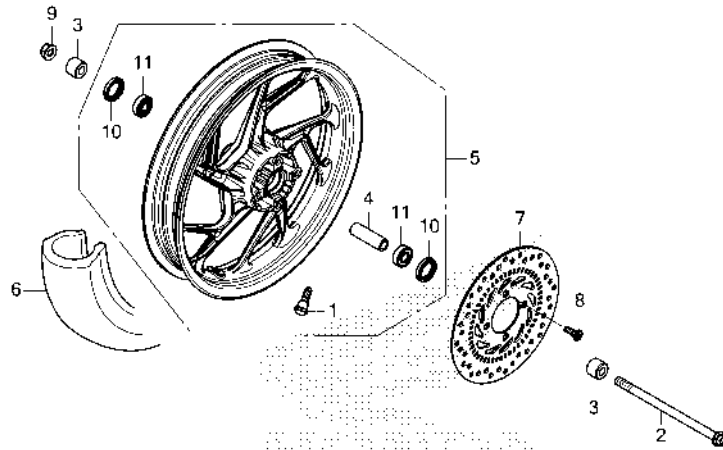
Ref. No.	L.O.N.	(Relative ref. Number) Description	F.R.T.
2	711115	SHOE(PAD) SET, BRAKE :FRONT ..	0.1
7		(1)	
	7111D1	PISTON, FRONT BRAKE CALIPER ..	0.5
		.INCLUDES: Bleed brakes	
11	711130	CALIPER, FRONT BRAKE	0.4
		.INCLUDES: Bleed brakes	
12	7111G0	BRACKET, FRONT CALIPER	0.2

Ref. No.	Part No.	Description	Reqd. QTY	Serial No.	Parts catalogue code
			ACB 160 CATN		
1	06451-MA7-405	SEAL SET, PISTON	1		
2	06455-KVB-T01	PAD SET, FR. BRAKE	1		
3	43352-568-003	SCREW, BLEEDER(NISSIN)	1		
	43352-K81-N01	SCREW, BLEEDER	1		
4	43353-461-771	CAP, BLEEDER	1		
5	45108-KVB-T01	SPRING, PAD	1		
6	45111-MAJ-G41	RING, STOPPER	1		
7	45118-KVB-T01	PISTON	1		
8	45131-GZ0-006	BOLT, PIN	1		
	45131-K81-N01	1		
9	45132-166-016	BOOT, PIN BUSH(NISSIN)	1		
10	45133-MA3-006	BOOT B	1		
11	45150-K2S-N11	CALIPER SUB ASSY., L. FR.	1	----- 2MA	
	45150-K2S-M11	1	----- MA	
12	45190-K44-D01	BRACKET SUB ASSY., FR. CALIPER	1		
13	45215-KPH-951	PIN, HANGER	1		
14	45216-166-006	WASHER, WAVE	1		
15	90131-KPH-880	BOLT, TORX, 8X25	2		

3

F-20-40

FRONT WHEEL



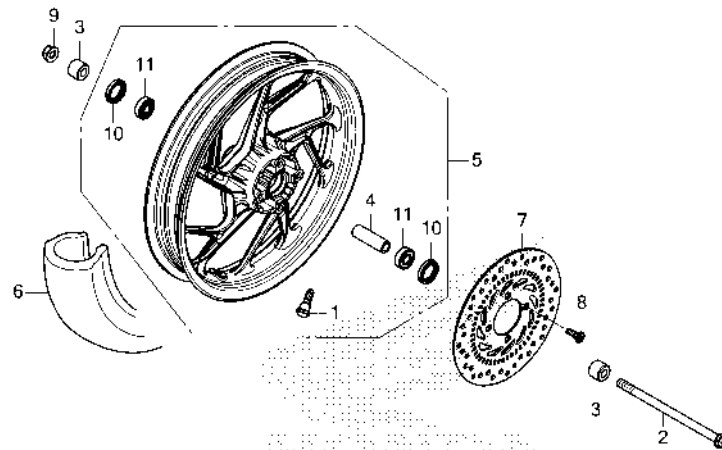
Ref. No.	L.O.N.	(Relative ref. Number) Description	F.R.T.
2		(10)	
	710151	AXLE, FRONT WHEEL	0.2
5	7101D4	FRONT WHEEL	0.6
6	710139	FRONT TIRE(ONE)	0.5
7	711120	DISC, FRONT BRAKE	0.3
11	710115	BEARING, FRONT WHEEL(ONE)	0.4
	710115G	.Replace 1 bearing add	0.1

Ref. No.	Part No.	Description	Reqd. QTY	Serial No.	Parts catalogue code
			ACB 160 CATN		
1	42753-GM9-743	VALVE, RIM(IRC)	1		
	42753-K2S-N01	VALVE, RIM(PACIFIC)	1		
	42753-KBS-901	VALVE, RIM(WONDER)	1		
	42753-KWF-901	VALVE, RIM(TRITON)	1		
2	44301-K2S-H00	AXLE, FR. WHEEL	1		
3	44311-K2S-N00	COLLAR, FR. WHEEL SIDE	2		
4	44620-K97-T00	COLLAR, FR. AXLE DISTANCE	1		
5	44650-K2S-M10ZB	WHEEL SUB ASSY., FR.			
	NH303M				
		MAT AXIS GRAY METALLIC	1		
6	44711-K2S-N01	TIRE, FR.(FEDERAL) (100/80-14M/C 48P)	1		
	44711-K97-N02	TIRE, FR.(IRC) (100/80-14M/C 48P)	1		
7	45351-K2S-N11	DISK, FR. BRAKE(YUTAKA)	1		
8	90105-KGH-900	BOLT, BRAKE DISK, 8X24	4		
9	90306-K66-V01	NUT, FLANGE, 12MM(PT)	1		
10	90753-051-003	OIL SEAL, 26X37X6(ARAI)	2		
	90753-051-005	OIL SEAL, 26X37X6(NOK)	2		
11	91052-K03-N41	BEARING, RADIAL BALL(6201U L) (SKF)	2		
	91052-K24-901	BEARING, RADIAL BALL(6201U L) (NSK)	2		
	91052-K24-902	BEARING, RADIAL BALL(6201U L) (NTN)	2		
	91052-K24-903	BEARING, RADIAL BALL(6201U L) (FUJIKOSHI)	2		

3

F-20-40

FRONT WHEEL



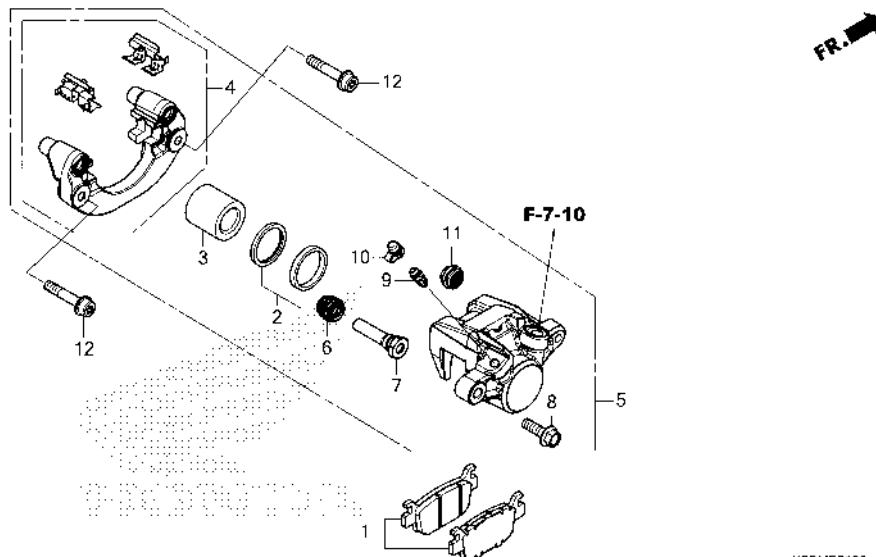
K2SMF2040

Ref. No.	Part No.	Description	Reqd. QTY		Serial No.	Parts catalogue code
			ACB	CATN		
11)	91052-K24-904	BEARING, RADIAL BALL(6201U L) (FAG)	160	2		



F-21

REAR BRAKE CALIPER



K2SMF2100

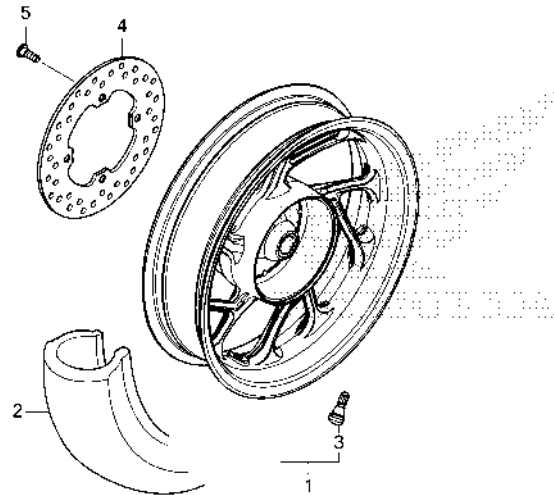
Ref. No.	L.O.N.	(Relative ref. Number) Description	F.R.T.
1	7111R4	SHOE(PAD) SET, BRAKE(A) :REAR	0.1
3		(2)	
	7111D5	PISTON, REAR BRAKE CALIPER ...	0.5
		.INCLUDES: Bleed brakes	
4	7111C1	BRACKET, REAR CALIPER	0.2
5	711155	CALIPER, REAR BRAKE	0.4
		.INCLUDES: Bleed brakes	



Ref. No.	Part No.	Description	Reqd. QTY		Serial No.	Parts catalogue code
			ACB	CATN		
1	06435-K97-N01	PAD SET, RR. BRAKE	1			
2	06451-MA7-405	SEAL SET, PISTON	1			
3	43107-K40-F11	PISTON	1			
4	43110-KSV-J01	BRACKET COMP., RR.	1			
5	43150-K2S-N11	CALIPER SUB ASSY., RR.	1		----- 2MA	
	43150-K2S-M11	1		----- MA	
6	43234-S04-003	COVER, DUST	1			
7	43235-HP1-006	PIN B	1			
8	43240-KSV-J01	BOLT, FLANGE, 8X26	1			
9	43352-568-003	SCREW, BLEEDER(NISSIN)	1			
10	43353-461-771	CAP, BLEEDER	1			
11	45133-MA3-006	BOOT B	1			
12	90132-K97-N00	BOLT, TORX, 8X40	2			

F-22-40

REAR WHEEL

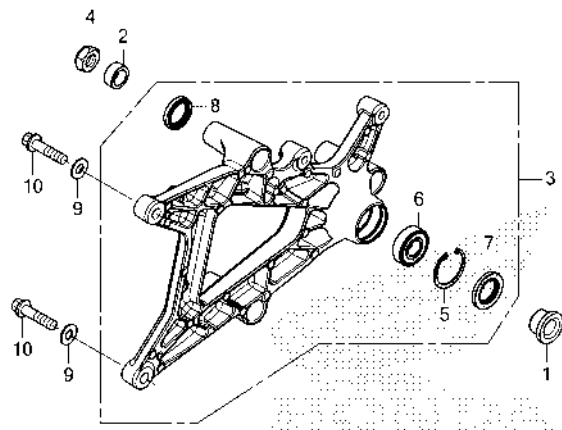


Ref. No.	L.O.N.	(Relative ref. Number) Description	F.R.T.
1	710118	REAR WHEEL	0.8
2	710142	REAR TIRE(ONE)	0.7
4	711145	DISC, REAR BRAKE	0.5

Ref. No.	Part No.	Description	Reqd. QTY		Serial No.	Parts catalogue code
			ACB	160		
1	42650-K2S-M10ZB	WHEEL SUB ASSY., RR. *NH303M*				
		MAT AXIS GRAY METALLIC	1			
2	42711-K2S-N01	TIRE, RR.(FEDERAL) (120/70-14M/C 61P)	1			
	42711-K97-N02	TIRE, RR.(IRC) (120/70-14M/C 61P)	1			
3	42753-GM9-743	VALVE, RIM(IRC).....	1			
	42753-K2S-N01	VALVE, RIM(PACIFIC).....	1			
	42753-KBS-901	VALVE, RIM(WONDER).....	1			
	42753-KWF-901	VALVE, RIM(TRITON).....	1			
4	43251-K97-N01	DISK, RR. BRAKE(YUTAKA).....	1			
	43251-KYJ-901	DISK, RR. BRAKE(SUNSTAR).....	1			
5	90105-KGH-900	BOLT, BRAKE DISK, 8X24.....	4			

F-23

SWINGARM



K2SMF2300

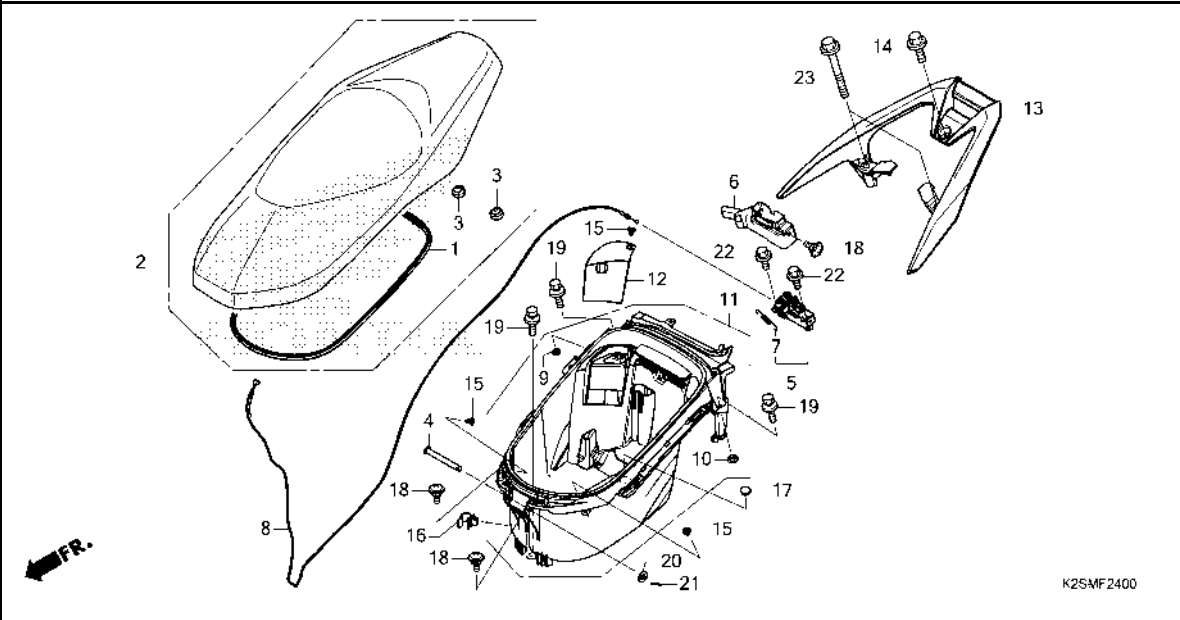
Ref. No.	L.O.N.	(Relative ref. Number) Description	F.R.T.
3	5121B0	SWINGARM ASSEMBLY	0.4
6	710133	BEARING, REAR WHEEL(ONE)	0.6

Ref. No.	Part No.	Description	Reqd. QTY	Serial No.	Parts catalogue code
			ACB 160 CATN		
1	42311-K97-T00	COLLAR, RR. WHEEL SIDE	1		
2	42312-KVG-900	COLLAR B, RR. WHEEL SIDE	1		
3	52100-K2S-N10	SWINGARM ASSY., RR.	1		
4	90305-K66-V01	NUT, HEX., 16MM	1		
5	90651-KZR-601	CIRCLIP, INTERNAL, 40MM	1		
	94520-40000	1		
6	91051-K35-V01	BEARING, RADIAL BALL, 6203UU L (NSK)	1		
	91051-K35-V02	BEARING, RADIAL BALL, 6203UU L (NTN)	1		
	91051-K35-V03	BEARING, RADIAL BALL, 6203UU L (FUJIKOSHI)	1		
	91051-K35-V04	BEARING, RADIAL BALL, 6203UU (FAG)	1		
7	91252-KZR-601	DUST SEAL, 25X40X5	1		
8	91253-KZR-601	DUST SEAL, 25X35X6	1		
9	94101-10000	WASHER, PLAIN, 10MM	2		
10	95701-10040-00	BOLT, FLANGE, 10X40	2		

3

F-24

SEAT/LUGGAGE BOX



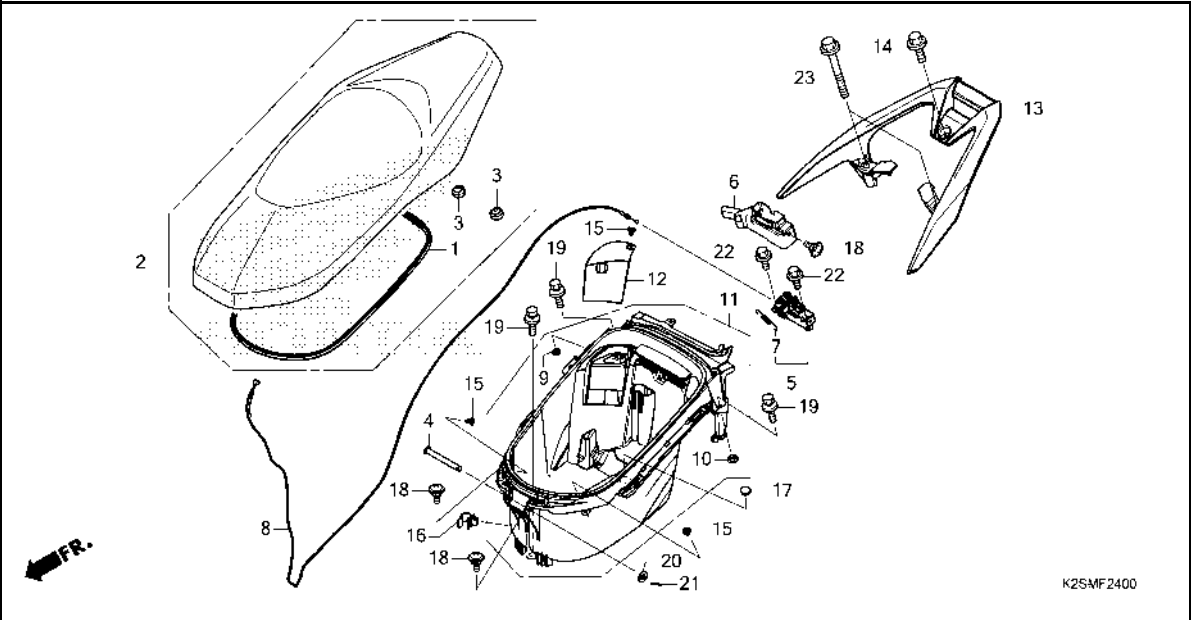
Ref. No.	L.O.N.	(Relative ref. Number) Description	F.R.T.
2	4131E4	SEAT :DOUBLE	0.3
5	4131E8	CATCH, SEAT :REAR SIDE	0.8
8	811175	CABLE, SEAT LOCK	1.9
11	412102	BOX, LUGGAGE	1.3
13	4131F6	RAIL, GRAB :REAR	0.2

Ref. No.	Part No.	Description	Reqd. QTY	Serial No.	Parts catalogue code
			ACB 160 CATN		
1	77115-K2S-N00	RUBBER, SEAL.....	1		
2	77200-K2S-N00ZA	SEAT COMP., DOUBLE *TYPE1*.....	1		
3	77215-KW7-900	RUBBER C, SEAT SETTING.....	2		
4	77215-KZL-930	PIN, SEAT HINGE.....	1		
5	77230-K2S-N10	CATCH COMP., SEAT	1		
6	77232-K1N-V00	COVER, SEAT CATCH.....	1		
7	77234-KYZ-900	SPRING, SEAT LOCK.....	1		
8	77240-K2S-N01	CABLE COMP., SEAT LOCK(YAMATO)	1		
9	81201-K81-N00	COLLAR, LUGGAGE BOX(OVAL)....	1		
10	81202-K81-N00	COLLAR, LUGGAGE BOX.....	1		
11	81250-K2S-M00	BOX, LUGGAGE	1		
12	81253-K2S-N00	LID, LUGGAGE BOX.....	1		
13	84100-K2S-T00ZA	RAIL, RR. GRAB *NH303M*	1		
14	90103-KEZ-900	BOLT, SPECIAL FLANGE, 8X20...	1		
15	90116-K0A-E11	RIVET, PUSH, 6MM.....	3		
16	90611-KZZ-901	CLAMP, HOSE(BLACK).....	1		
17	90656-GCC-000ZE	PLUG, HOLE *TBLACK*.....BLACK	1		
18	91509-GE2-760	SCREW, PAN, 5X11.5.....	3		
19	93404-06018-00	BOLT-WASHER, 6X18.....	3		
20	94101-08000	WASHER, PLAIN, 8MM.....	1		
21	94201-16150	PIN, SPLIT, 1.6X15.....	1		



F-24

SEAT/LUGGAGE BOX



K2SMF2400

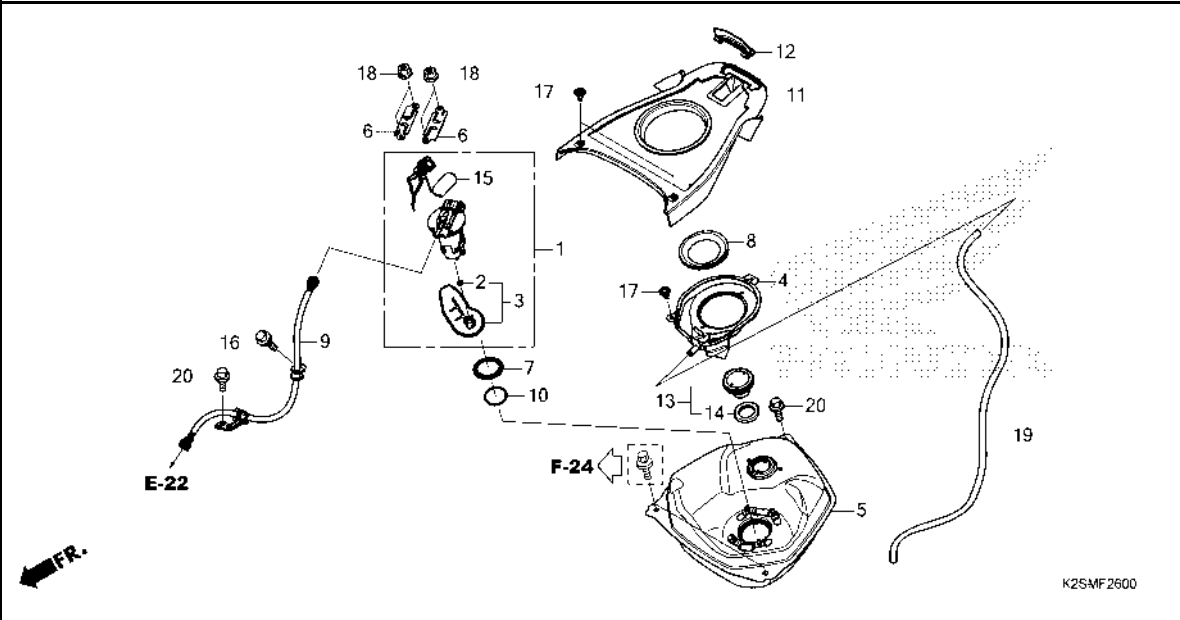
Ref. No.	Part No.	Description	Reqd. QTY	Serial No.	Parts catalogue code
			ACB 160 CATN		

22	95701-06012-00	BOLT, FLANGE, 6X12	2		
23	95701-08065-08	BOLT, FLANGE, 8X65	2		



F-26

FUEL TANK



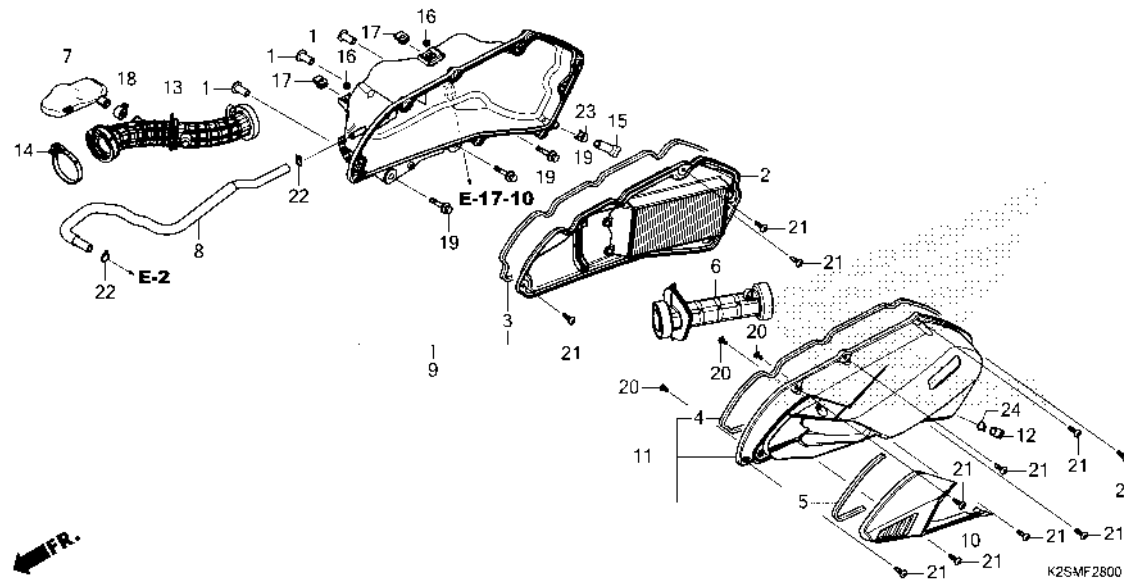
Ref. No.	L.O.N.	(Relative ref. Number) Description	F.R.T.
1		(7,10)	
1	310120	PUMP ASSY., FUEL	1.4
3		(2)	
	3101C7	FILTER, FUEL	1.3
4	3101A7	TRAY, FUEL TANK	0.1
5	310100	TANK, FUEL	1.4
9	310162	HOSE, FUEL FEED	1.5
11	413121	COVER, FUEL TANK TOP	0.1
15	617105	FUEL TANK SENDING UNIT	1.4

Ref. No.	Part No.	Description	Reqd. QTY		Serial No.	Parts catalogue code
			ACB	160 CATN		
1	16700-K0J-N01	PUMP UNIT ASSY., FUEL	1			
2	16706-K0J-N01	O-RING(P5)	1			
3	16707-K0J-N01	FILTER SET	1			
4	17505-K2S-N00	TRAY, FUEL	1			
5	17510-K2S-N00	TANK COMP., FUEL	1			
6	17517-GGL-J00	RETAINER, FUEL PUMP	2			
7	17518-GHB-602	SEAL, DUST (PT. CATURINDO AGUNG JAYA RUB)	1			
8	17525-K0J-N00	RUBBER, FUEL SEAL	1			
9	17570-K2S-N01	HOSE COMP., FUEL FEED	1			
10	17572-GHB-601	O-RING, FUEL PUMP(ARAI)	1			
11	17575-K2S-N00	COVER, FUEL TANK	1			
12	17576-K2S-N00	COVER, FRAME NUMBER	1			
13	17620-K29-J03	CAP COMP., FUEL FILLER	1			
14	17632-383-832	PACKING, FUEL FILLER CAP	1			
15	37800-K0J-N01	FUEL UNIT	1			
16	90111-K1A-N00	BOLT, FLANGE, 6MM	1			
17	90116-K0A-E11	RIVET, PUSH, 6MM	3			
18	94050-06000	NUT, FLANGE, 6MM	4			
19	95003-23081-31	TUBE, VINYL, 8X12X810 (95003-23001-60M)	1			
20	95701-06012-00	BOLT, FLANGE, 6X12	2			



F-28

AIR CLEANER

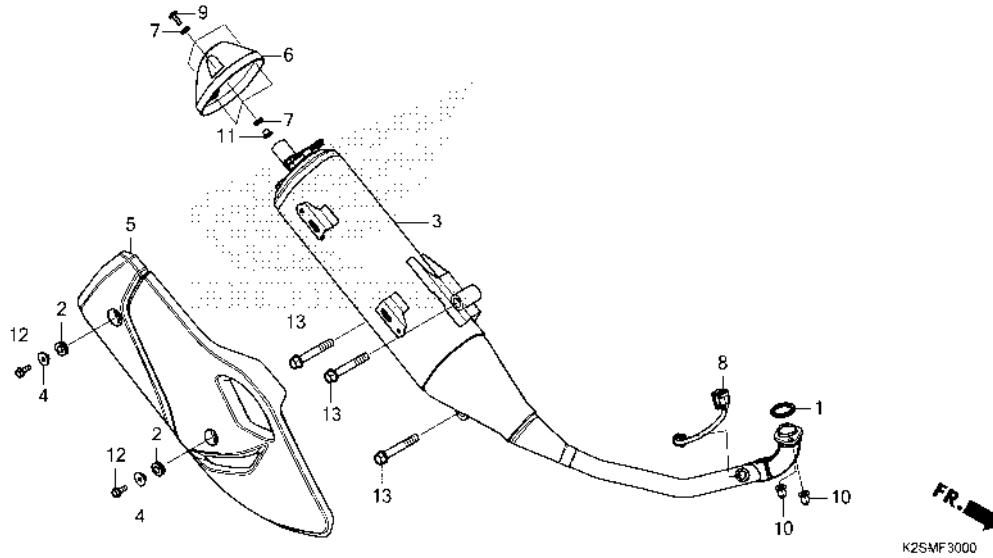


Ref. No.	L.O.N.	(Relative ref. Number) Description	F.R.T.
2	(3)		
312105		ELEMENT, AIR CLEANER	0.2
7	3121C1	RESONATOR	1.4
9	3121A5	CASE, AIR CLEANER	1.7
11	(4,5,6,10)		
312102		COVER, AIR CLEANER CASE	0.2
13	3121B6	TUBE, AIR CLEANER CONNECTING ..	1.6

Ref. No.	Part No.	Description	Reqd. QTY	Serial No.	Parts catalogue code
			ACB 160 CATN		
1	17208-GFM-970	COLLAR, AIR CLEANER SETTING..	3		
2	17210-K1Z-N20	ELEMENT COMP., AIR CLEANER...	1		
3	17213-K97-T00	SEAL, AIR CLEANER	1		
4	17213-K97-T00	SEAL, AIR CLEANER	1		
5	17214-K1Z-J10	SEAL, AIR CLEANER DUCT	1		
6	17215-K1Z-J10	DUCT, AIR CLEANER	1		
7	17216-K1Z-J10	RESONATOR	1		
8	17218-K1Z-J10	TUBE, BREATHER	1		
9	17225-K1Z-N20	CASE SUB ASSY., AIR CLEANER..	1		
10	17234-K1Z-J10	COVER, AIR CLEANER DUCT	1		
11	17235-K1Z-N20	COVER SUB ASSY., AIR CLEANER..	1		
12	17236-KVB-900	PLUG, AIR CLEANER DRAIN	1		
13	17253-K2S-N00	TUBE, AIR CLEANER CONNECTING..	1		
14	17256-K2S-N00	BAND, AIR CLEANER CONNECTING	1		
15	17261-KVB-T00	TUBE, DRAIN	1		
16	80108-K45-N40	COLLAR, RR. FENDER	2		
17	90311-MT3-000	NUT, CLIP, 6MM	2		
18	90678-K38-900	CLIP, RESONATOR	1		
19	93404-06035-07	BOLT-WASHER, 6X35	3		
20	93903-24380	SCREW, TAPPING, 4X12	3		
21	93903-25480	SCREW, TAPPING, 5X20	11		
22	95002-02130	CLIP, TUBE(B12.5)	2		
23	95002-41200-08	CLAMP, TUBE(D12)	1		
24	95002-80000	CLIP, TUBE(C12)	1		

F-30

EXHAUST MUFFLER



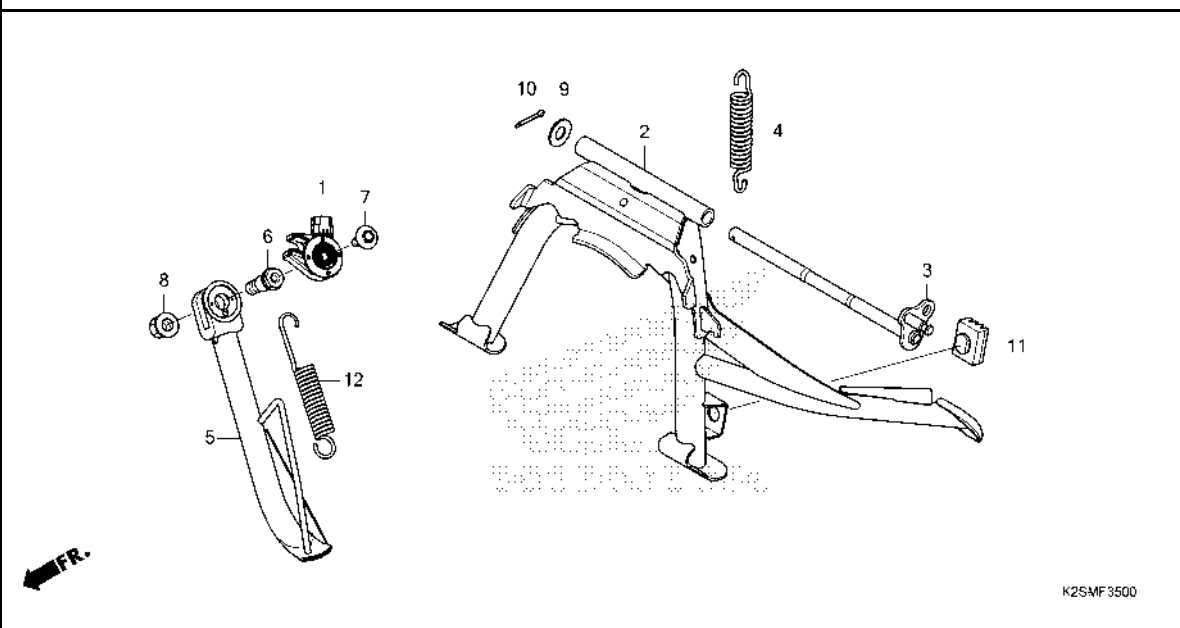
Ref. No.	L.O.N.	(Relative ref. Number) Description	F.R.T.
1	3131B4	GASKET, EXHAUST PIPE	0.2
3	313120	MUFFLER	0.4
5	313121	PROTECTOR, MUFFLER	0.1
6	3131F2	CAP, MUFFLER END	0.1
8	617121	SENSOR, OXYGEN	0.4

Ref. No.	Part No.	Description	Reqd. QTY		Serial No.	Parts catalogue code
			ACB	CATN		
1	18291-GE2-921	GASKET, EX. PIPE	1			
2	18293-KSB-900	RUBBER, PROTECTOR PACKING	2			
3	18300-K2S-M10	MUFFLER COMP., EX.	1			
4	18316-K01-900	COLLAR, MUFFLER PROTECTOR	2			
5	18318-K2S-N00	PROTECTOR, MUFFLER	1			
6	18327-K1Z-J10	COVER, TAIL CAP	1			
7	18365-K40-F00	WASHER, RUBBER	6			
8	36532-K2S-N01	SENSOR, OXYGEN	1			
9	90115-K77-V00	SCREW, PAN, 5X15	3			
10	90304-MJ0-920	NUT, CAP, 7MM	2			
11	90501-K40-F00	COLLAR	3			
12	95701-06016-07	BOLT, FLANGE, 6X16	2			
13	95701-10065-07	BOLT, FLANGE, 10X65	3			



F-35

STAND



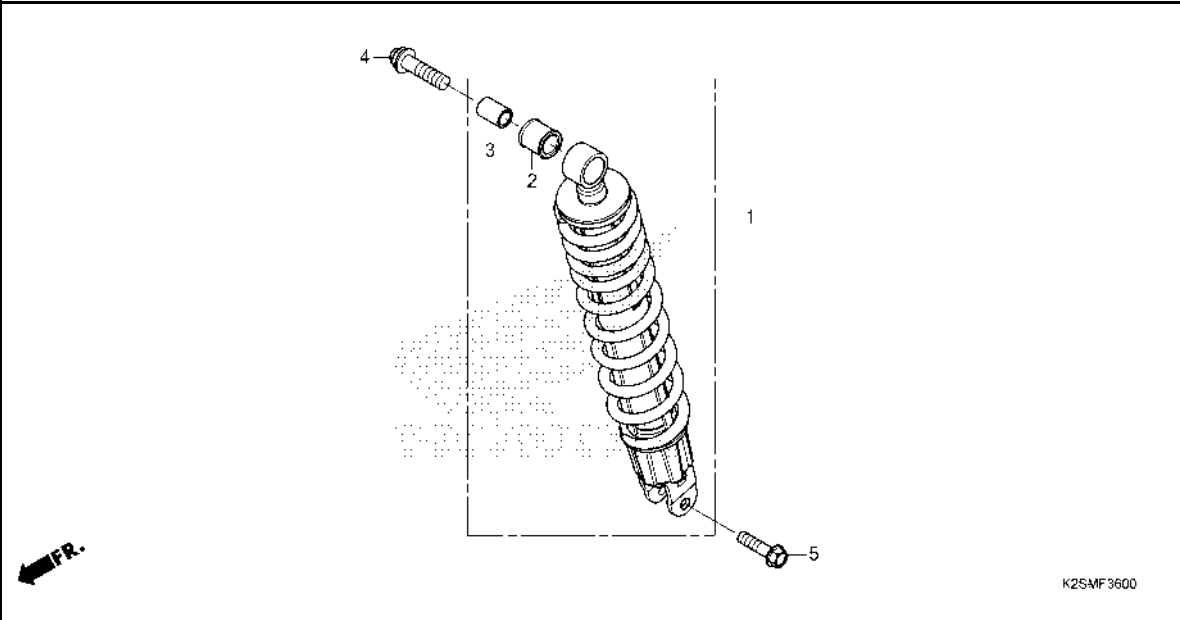
Ref. No.	L.O.N.	(Relative ref. Number) Description	F.R.T.
1	615195	SWITCH, SIDE STAND	0.3
2		(3)	
	410175	STAND, MAIN	0.3
4	410176	SPRING, MAIN STAND	0.2
5	410180	BAR, SIDE STAND	0.2
12	410182	SPRING, SIDE STAND	0.1

Ref. No.	Part No.	Description	Reqd. QTY	Serial No.	Parts catalogue code
			ACB 160 CATN		
1	35700-K0J-N01	SWITCH ASSY., SIDE STAND (ALPS ALPINE)	1		
2	50500-K2S-N00	STAND COMP., MAIN	1		
3	50503-KWN-900	SHAFT, MAIN STAND	1		
4	50520-KVB-900	SPRING, MAIN STAND	1		
5	50530-K2S-N00	BAR COMP., SIDE STAND	1		
6	90108-KZL-860	BOLT, SIDE STAND PIVOT	1		
7	90147-KVB-900	BOLT, SPECIAL, 6X16	1		
8	90203-KVB-900	NUT, SIDE STAND	1		
9	94101-10800	WASHER, PLAIN, 10MM	1		
10	94201-30200	PIN, SPLIT, 3.0X20	1		
11	95011-61000	RUBBER A, STAND STOPPER	1		
12	95014-72102	SPRING A, SIDE STAND	1		



F-36

REAR CUSHION



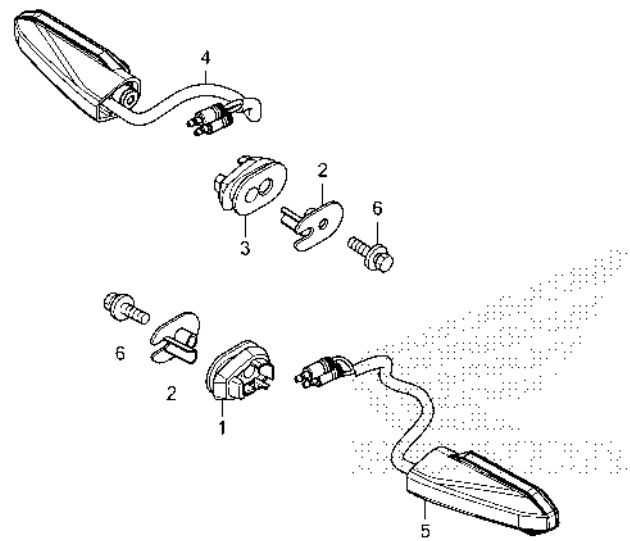
Ref. No.	L.O.N.	(Relative ref. Number) Description	F.R.T.
1	512115	CUSHION ASSY., REAR	1.5

Ref. No.	Part No.	Description	Reqd. QTY	Serial No.	Parts catalogue code
			ACB 160 CATN		
1	52400-K2S-N01	CUSHION ASSY., RR.....	1		
2	52485-KVY-901	BUSH, RUBBER(SHOWA).....	1		
3	52486-GA7-003	COLLAR, RUBBER BUSH(SHOWA)...	1		
4	90101-K2S-N00	BOLT, FLANGE CAP, 10X38.....	1		
5	90131-K01-900	BOLT, FLANGE, 8X32.....	1		



F-37

WINKER



FR.

K2SMF3700

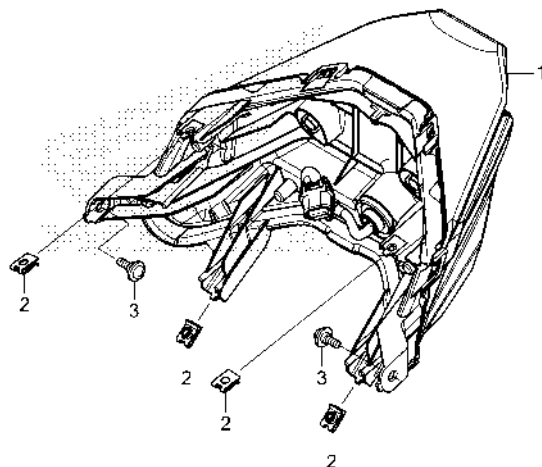
Ref. No.	L.O.N.	(Relative ref. Number) Description	F.R.T.
4	6161C7	WINKER :RIGHT REAR	0.3
5	6161C6	WINKER :LEFT REAR	0.3
	6161C8	WINKER :BOTH REAR	0.4

Ref. No.	Part No.	Description	Reqd. QTY		Serial No.	Parts catalogue code
			ACB	CATN		
1	33412-KZZ-J00	RUBBER, R. WINKER MOUNTING ... (L. SIDE)	1			
2	33415-KZZ-J00	COLLAR, WINKER	2			
3	33452-KZZ-J00	RUBBER, L. WINKER MOUNTING ... (R. SIDE)	1			
4	33600-K59-M01	WINKER ASSY., R. RR.	1			
5	33650-K59-M01	WINKER ASSY., L. RR.	1			
6	93411-05025-00	BOLT-WASHER, 5X25	2			

3

F-38

TAILLIGHT



K2SMF3800

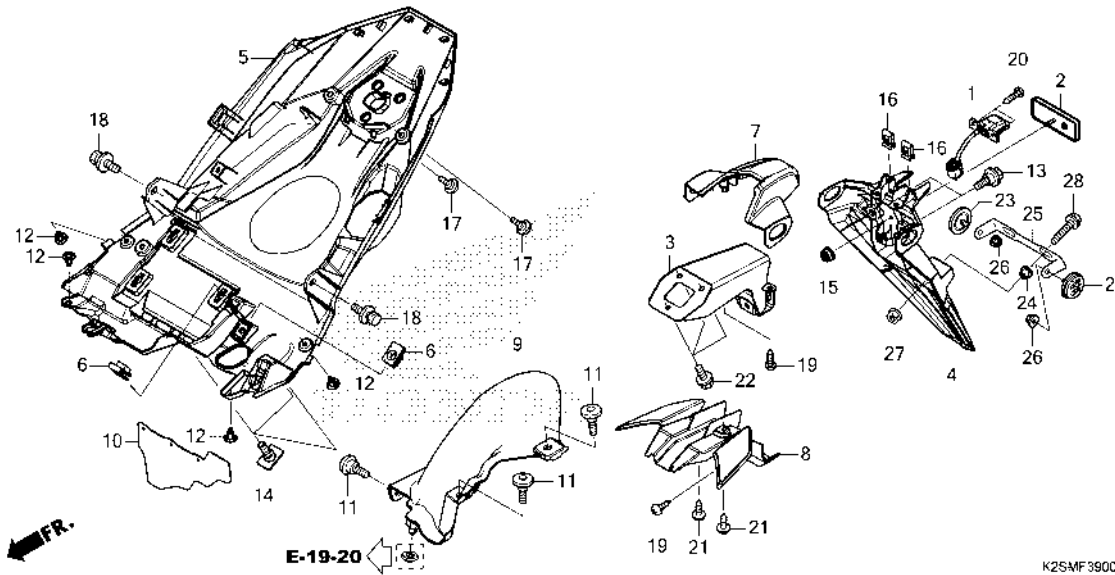
Ref. No.	L.O.N.	(Relative ref. Number) Description	F.R.T.
1	6161D5	TAILLIGHT UNIT	1.3

Ref. No.	Part No.	Description	Reqd. QTY		Serial No.	Parts catalogue code
			ACB	CATN		
1	33701-K2S-M11	TAILLIGHT ASSY.....	1			
2	90677-KAN-T00	NUT, CLIP, 5MM.....	4			
3	91509-GE2-760	SCREW, PAN, 5X11.5.....	2			



F-39

REAR FENDER/LICENSE LIGHT

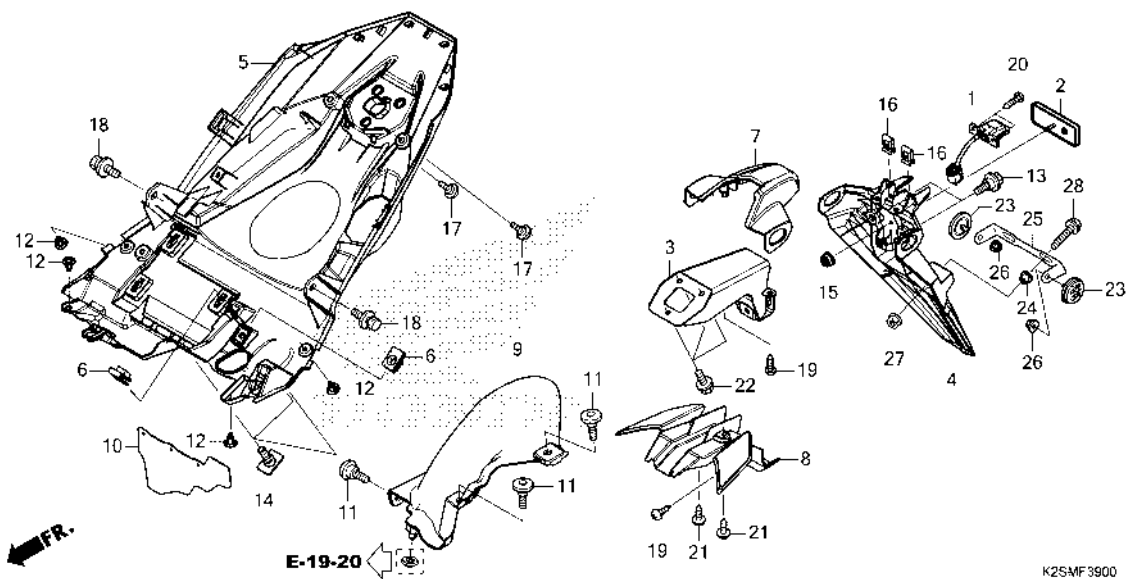


Ref. No.	L.O.N.	(Relative ref. Number) Description	F.R.T.
1	6161D8	LIGHT, LICENSE	0.4
3	4131M7	STAY, REAR FENDER	0.2
4	413105	FENDER A, REAR	0.3
5	413110	FENDER B, REAR	1.9
7	6161P5	COVER, LICENSE LIGHT	0.3
8	4131LD	COVER, REAR FENDER	0.1
9	413111	FENDER C, REAR	0.1

Ref. No.	Part No.	Description	Reqd. QTY		Serial No.	Parts catalogue code
			ACB	160		
1	33720-K59-A71	LIGHT ASSY., LICENSE(MITSUBA)		1		
2	33741-KVC-681	REFLECTOR, REFLEX		1		
3	50186-K59-A70ZA	BRACKET, RR. FENDER *NHA40M*		1		
4	80100-K59-T10ZA	FENDER SET A, RR.(WL) *TYPE1*		1		
5	80101-K2S-N00	FENDER B, RR.		1		
6	80102-K0J-N00	NUT, CLIP, 6MM		2		
7	80103-K59-A70ZB	COVER, RR. FENDER UPPER *TBLACK*		1		
8	80104-K59-A70	COVER, RR. FENDER LOWER		1		
9	80107-K2S-N00	FENDER C, RR.		1		
10	81265-K2S-N00	GUARD, SPLASH		1		
11	90101-K29-900	BOLT, SOCKET, 6X18		3		
12	90116-K0A-E11	RIVET, PUSH, 6MM		4		
13	90116-KVB-900	BOLT, FLANGE, 6MM		2		
14	90177-K26-900	BOLT, INSERT(6MM)		3		
15	90301-KWN-901	NUT, U, 5MM		1		
16	90302-KWW-A00	NUT, SPRING, 4MM		2		
17	91509-GE2-760	SCREW, PAN, 5X11.5		2		
18	93404-06012-00	BOLT-WASHER, 6X12		2		
19	93903-24380	SCREW, TAPPING, 4X12		3		
20	93903-24480	SCREW, TAPPING, 4X16		2		
21	93903-35280	SCREW, TAPPING, 5X12		2		

F-39

REAR FENDER/LICENSE LIGHT

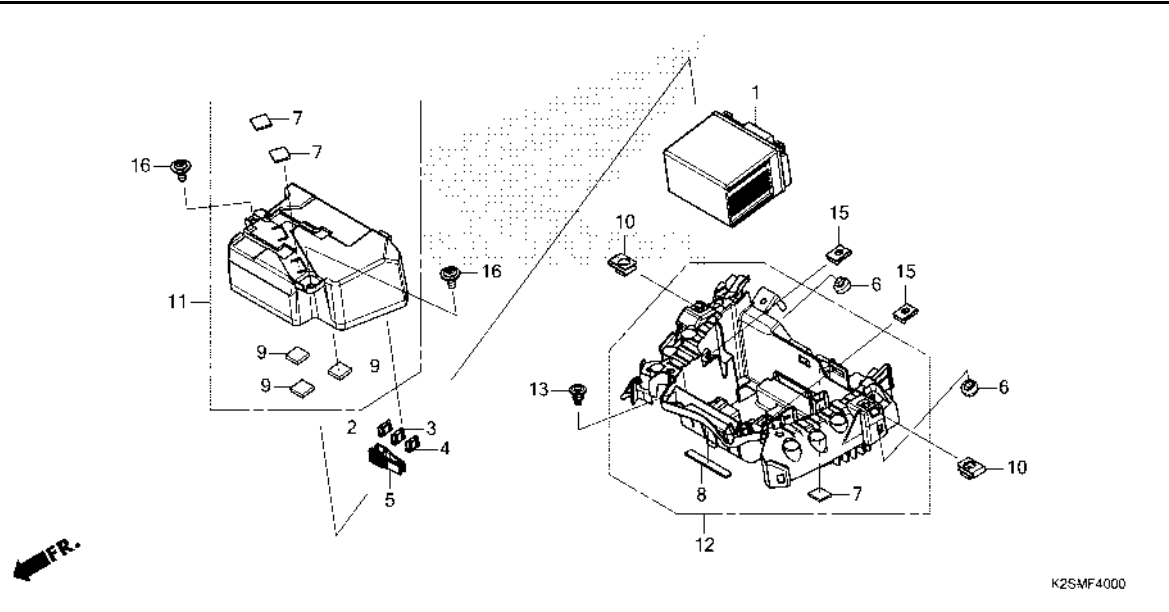


Ref. No.	Part No.	Description	Reqd. QTY		Serial No.	Parts catalogue code
			ACB	CATN		
22	95701-06012-00	BOLT, FLANGE, 6X12	3			
23	33741-KTT-C01	REFLECTOR, SIDE REFLEX	2			
24	81312-KW7-900	COLLAR, FR. FENDER	2			
25	84701-K59-M00	BRACKET, NUMBER PLATE	1			
26	90301-KGH-901	NUT, U, 6MM(FUJI SEIMITSU) ...	2			
27	94050-06080	NUT, FLANGE, 6MM	2			
28	95701-06025-07	BOLT, FLANGE, 6X25	2			



F-40

BATTERY



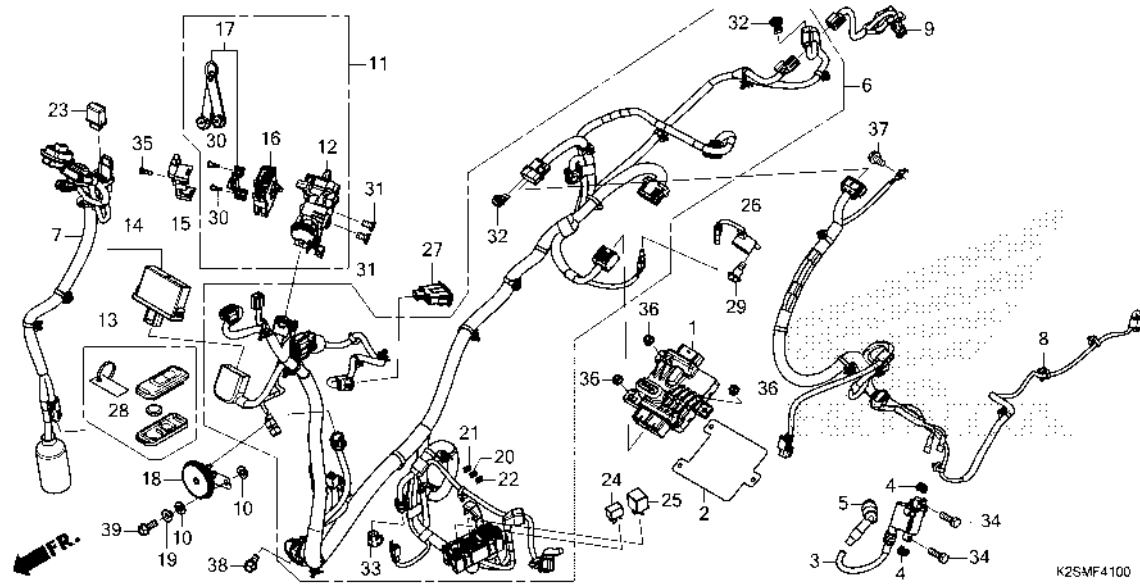
Ref. No.	L.O.N.	(Relative ref. Number) Description	F.R.T.
1	610100	BATTERY	0.3
11	6101A1	COVER, BATTERY	0.2
12	410185	BOX, BATTERY	1.3

Ref. No.	Part No.	Description	Reqd. QTY	Serial No.	Parts catalogue code
			ACB 160 CATN		
1	31500-KWN-902	BATTERY(YTZ6V)(YUASA)	1		
2	38221-SNA-A31	FUSE, BLADE(7.5A)	1		
3	38221-SNA-A51	FUSE, BLADE(15A)	1		
4	38221-SNA-A61	FUSE, BLADE(20A)	1		
5	38235-SNA-A01	PULLER, MINI FUSE	1		
6	50352-K84-900	RUBBER, STOPPER	2		
7	64332-K0J-N00	CUSHION A, BATTERY	3		
8	64334-K0J-N00	CUSHION B, BATTERY	1		
9	64335-K0J-N00	CUSHION C, BATTERY	3		
10	80102-K0J-N00	NUT, CLIP, 6MM	2		
11	81255-K2S-N10	COVER COMP., BATTERY	1		
12	81260-K2S-N00	BOX COMP., BATTERY	1		
13	90116-K0A-E11	RIVET, PUSH, 6MM	1		
15	90677-KAN-T00	NUT, CLIP, 5MM	2		
16	91509-GE2-760	SCREW, PAN, 5X11.5	2		



F-41

WIRE HARNESS

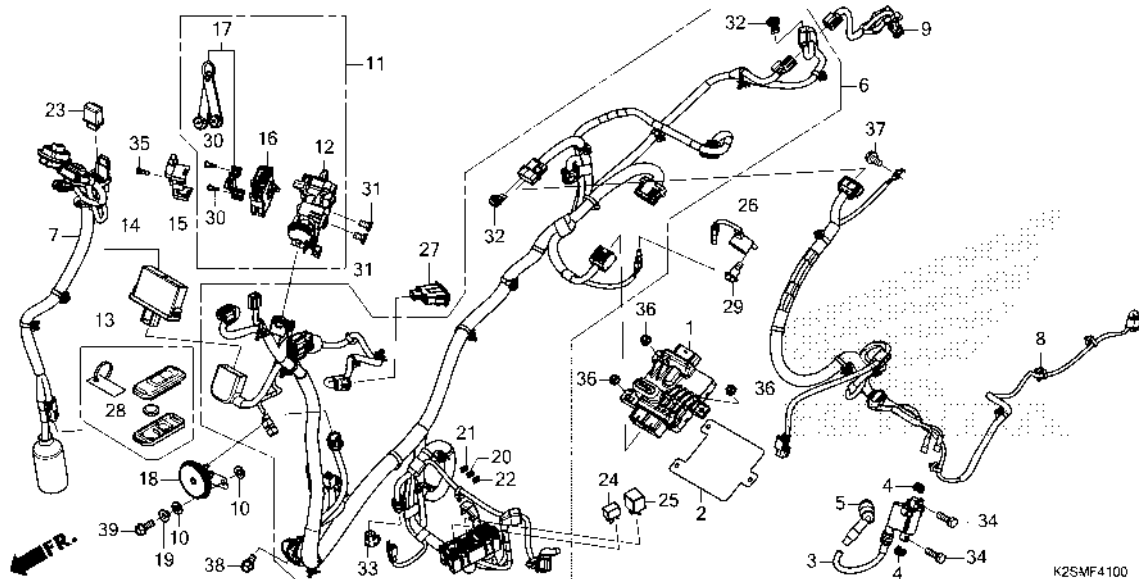


Ref. No.	L.O.N.	(Relative ref. Number) Description	F.R.T.
1	618135	ENGINE CONTROL MODULE(ECM)INCLUDES: Authentication ID number memorization	1.9
3	614105	COIL, IGNITION	0.6
5	6141E3	CAP, NOISE SUPPRESSOR	0.4
6	611100	HARNESS, WIRE	3.0
7	8121C6	SUB HARNESS, METER	1.1
8	611142	SUB HARNESS, ENGINE	2.1
9	6111F0	SUB HARNESS, REAR	1.4
11		(12)	
	6151K9	SWITCH, HANDLE LOCK	3.1
14	6181D3	CONTROL UNIT, SMART	1.6
		.INCLUDES: Authentication ID number memorization	
16	6151E8	SWITCH, SEAT AND BOX	0.9
18	616169	HORN	0.2
23	6111C3	RELAY, WINKER	0.4
24	611155	RELAY, MAIN	0.3
25	6111C5	RELAY, STARTER	0.3
26	6161AB	BUZZER, ELECTRON	1.4
27	6111Z4	CHARGER UNIT, USB	0.7

Ref. No.	Part No.	Description	Reqd. QTY		Serial No.	Parts catalogue code
			ACB	160 CATN		
1	30400-K2S-M11	CONTROL UNIT, ENGINE.....	1			
2	30401-K2S-N00	COVER, ENGINE CONTROL UNIT...	1			
3	30510-K2S-N01	COIL COMP., IGNITION.....	1			
4	30520-GFM-900	SPACER, IGNITION COIL.....	2			
5	30700-K0R-V01	CAP ASSY., NOISE SUPPRESSOR..	1			
6	32100-K2S-N10	HARNESS, WIRE	1			
7	32101-K2S-N10	SUB HARNESS, SPEEDOMETER.....	1			
8	32104-K2S-N00	SUB HARNESS, ENGINE	1			
9	32105-K2S-N00	SUB HARNESS, RR.	1			
10	61106-KW6-840	RUBBER B, MOUNTING.....	2			
11	35100-K2S-N01	SWITCH ASSY., HANDLE LOCK	1			
12	35101-K2S-N01	SWITCH COMP., HANDLE LOCK....	1			
13	35111-K2S-M11	FOB ASSY.	1			
14	35141-K2S-M11	CONTROL UNIT, SMART.....	1			
15	35191-K53-D01	COVER, CABLE.....	1			
16	35193-K1N-V01	SWITCH ASSY., SEAT OPENER	1			
17	35194-K1Z-J11	KEY SET, EMERGENCY.....	1			
18	38110-K0F-T61	HORN COMP.(HIGH).....	1			
19	61105-KEV-900	COLLAR, HORN SETTING.....	1			
20	38221-SNA-A31	FUSE, BLADE(7.5A).....	8			
21	38221-SNA-A51	FUSE, BLADE(15A).....	1			
22	38221-SNA-A61	FUSE, BLADE(20A).....	1			
23	38301-KZZ-J01	RELAY COMP., WINKER(LED).....	1			
24	38501-KWN-901	RELAY COMP., POWER (MICRO ISO 4P)(OMRON)	1			

F-41

WIRE HARNESS

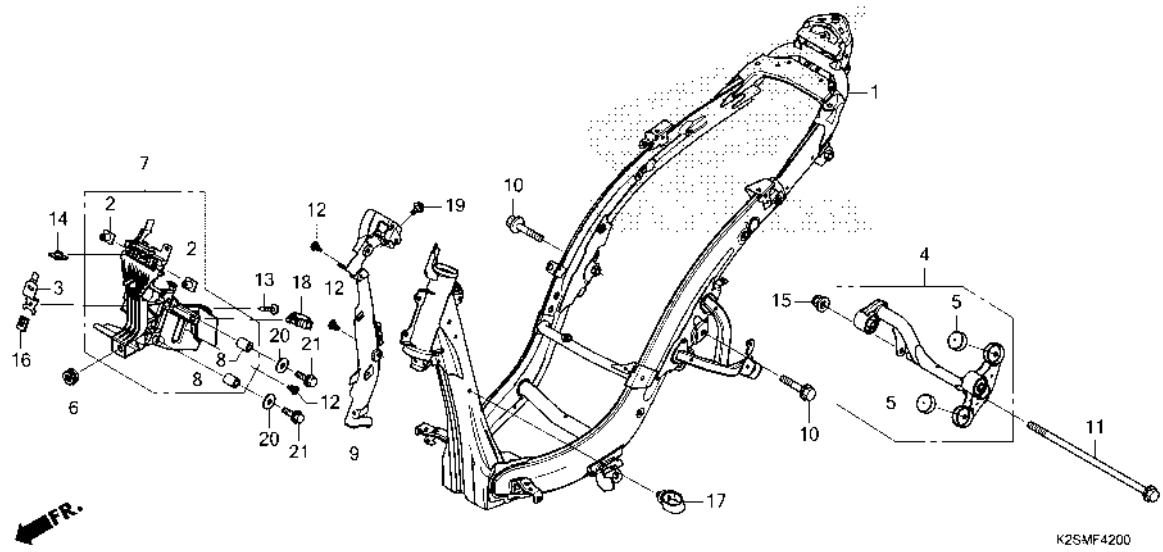


Ref. No.	Part No.	Description	Reqd. QTY		Serial No.	Parts catalogue code
			ACB	160 CATN		
25	38502-K59-A11	RELAY COMP., POWER(HONDA LOCK)	1			
26	38720-K2S-N01	BUZZER ASSY.	1			
27	38940-K2T-V11	CHARGER UNIT, USB(TYPE-A)	1			
28	72148-S04-000	BATTERY(CR2032)(MAXELL)	1			
29	90101-K15-900	BOLT, SPECIAL, 6MM	1			
30	90104-K53-D01	SCREW, OPENER SET	2			
31	90164-KZL-A00	SCREW, U-LOCK FLAT, 6X12	2			
32	91535-STK-003	CLIP, COUPLER(DARK BLUE)	2			
33	91771-MKK-H11	CAP, DUMMY(6P)(RED)	1			
34	92101-06022-4J	BOLT, HEX., 6X22	2			
35	93901-24320	SCREW, TAPPING, 4X12	1			
36	94050-06000	NUT, FLANGE, 6MM	3			
37	95701-06010-00	BOLT, FLANGE, 6X10	1			
38	95701-06012-00	BOLT, FLANGE, 6X12	1			
39	95701-06016-00	BOLT, FLANGE, 6X16	1			

3

F-42

FRAME BODY



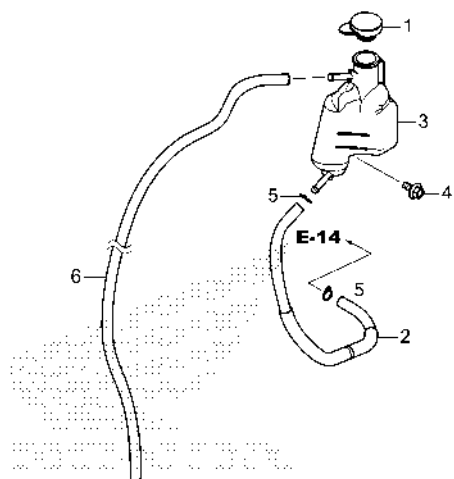
Ref. No.	L.O.N.	(Relative ref. Number) Description	F.R.T.
1	410100	BODY, FRAMEINCLUDES: Engine removal and installation	6.8
4	4101B5	LINK, ENGINE HANGERINCLUDES: Engine removal and installation	2.8
7	411105	STAY, FRONT COVER	0.7

Ref. No.	Part No.	Description	Reqd. QTY	Serial No.	Parts catalogue code
			ACB 160 CATN		
1	50100-K2S-N10	BODY COMP., FRAME	1		
2	50318-K97-T00	NUT, FR. COVER STAY(B)	2		
3	50321-K12-V10	STAY, SMART CONTROL UNIT	1		
4	50350-K2S-N00	LINK ASSY., ENGINE HANGER	1		
5	50352-K40-A00	RUBBER, STOPPER	2		
6	61304-415-000	RUBBER, HEADLIGHT CASE MOUNTING	1		
7	64223-K2S-N00	STAY COMP., FR. COVER	1		
8	64224-K2S-N00	COLLAR, FR. COVER STAY	2		
9	64333-K2S-N00	GUIDE, HARNESS	1		
10	90107-K1N-V00	BOLT, FLANGE, 10X52	2		
11	90111-K15-900	BOLT, FLANGE, 10X250	1		
12	90116-K0A-E11	RIVET, PUSH, 6MM	3		
13	90133-K59-A70	SCREW, TAPPING, 5X16(PO)(TORX)	1		
	90133-SV4-003	SCREW, TAPPING, 5X16(PO)	1		
14	90301-K03-N30	NUT, SPECIAL, 6MM	1		
15	90304-KGH-901	NUT, U, 10MM(FUJI SEIMITSU) ..	1		
16	90344-KRB-900	NUT, CLIP, 5MM	1		
17	90651-K0J-N01	CLAMP A, CABLE	1		
18	90652-K0J-N01	CLAMP B, CABLE	1		
19	91509-GE2-760	SCREW, PAN, 5X11.5	1		
20	94103-08000	WASHER, PLAIN, 8MM	2		
21	95801-08032-00	BOLT, FLANGE, 8X32	2		



F-43

RESERVE TANK



K2SMF4300

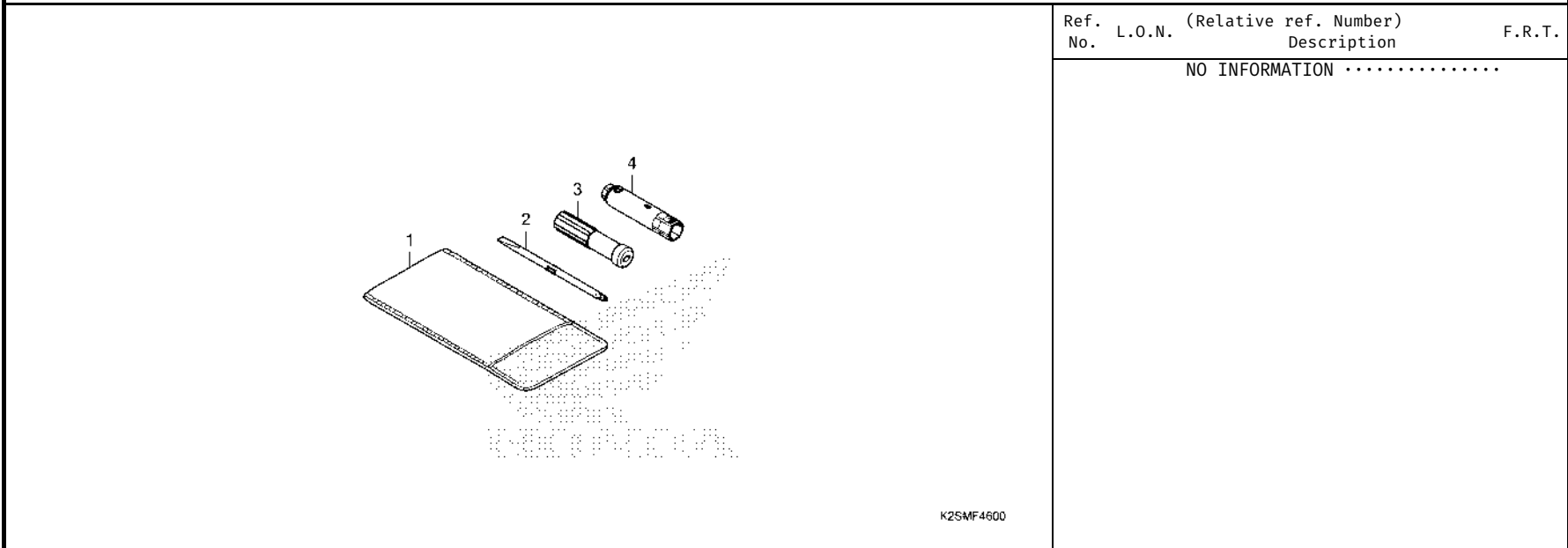
Ref. No.	L.O.N.	(Relative ref. Number) Description	F.R.T.
2	1151E5	TUBE, RADIATOR RESERVE TANK ..	1.3
3	115110	TANK, RADIATOR RESERVE	1.3

Ref. No.	Part No.	Description	Reqd. QTY		Serial No.	Parts catalogue code
			ACB	CATN		
1	19104-KVB-930	CAP, RESERVE TANK	1			
2	19108-K2S-N00	TUBE, RESERVE TANK	1			
3	19111-K1N-V00	TANK, RESERVE	1			
4	90111-162-000	BOLT, FLANGE, 6MM	1			
5	95002-02100	CLIP, TUBE(B10)	2			
6	95005-55630-20	TUBE, 5.3X630(95005-55001-20M)	1			

3

F-46

TOOLS



Ref. No.	L.O.N.	(Relative ref. Number) Description	F.R.T.
----------	--------	---------------------------------------	--------

NO INFORMATION

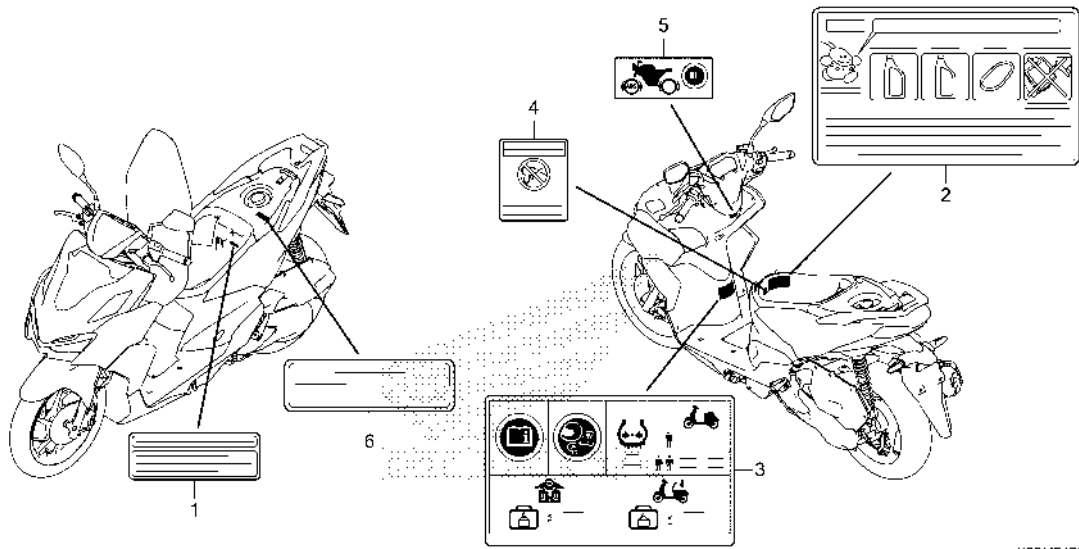
Ref. No.	Part No.	Description	Reqd. QTY		Serial No.	Parts catalogue code
			ACB	CATN		

1	83642-KZR-600	BAG, OWNERS MANUAL	1			
2	89102-538-000	DRIVER, SCREW(NO.2 + -).....	1			
3	89103-538-000	GRIP	1			
4	89216-K2S-N00	WRENCH, PLUG(14).....	1			



F-47

CAUTION LABEL



K2SMF4700

Ref. No.	L.O.N.	(Relative ref. Number) Description	F.R.T.
----------	--------	---------------------------------------	--------

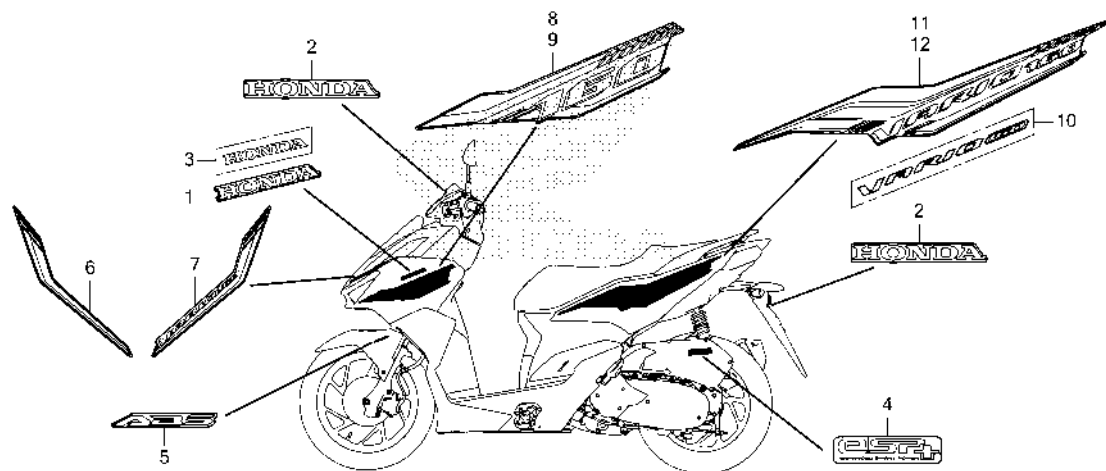
NO INFORMATION

Ref. No.	Part No.	Description	Reqd. QTY		Serial No.	Parts catalogue code
			ACB	CATN		
1	87503-KVB-860	LABEL, COOLANT INFORMATION...	1			
2	87504-K97-S00	LABEL, REPLACEMENT INFORMATION	1			
3	87505-K0J-N00	LABEL, TIRE & DRIVE & CARGO...	1			
4	87509-KWP-900	LABEL, AIR CLEANER ELEMENT	1			
5	87514-K26-C10	LABEL, ABS INFORMATION(1CH)...	1			
6	87701-KVB-860	LABEL, MAINTENANCE CAUTION...	1			

3

F-48

MARK/EMBLEM



K2SMF4800

Ref. No. L.O.N. (Relative ref. Number) Description F.R.T.

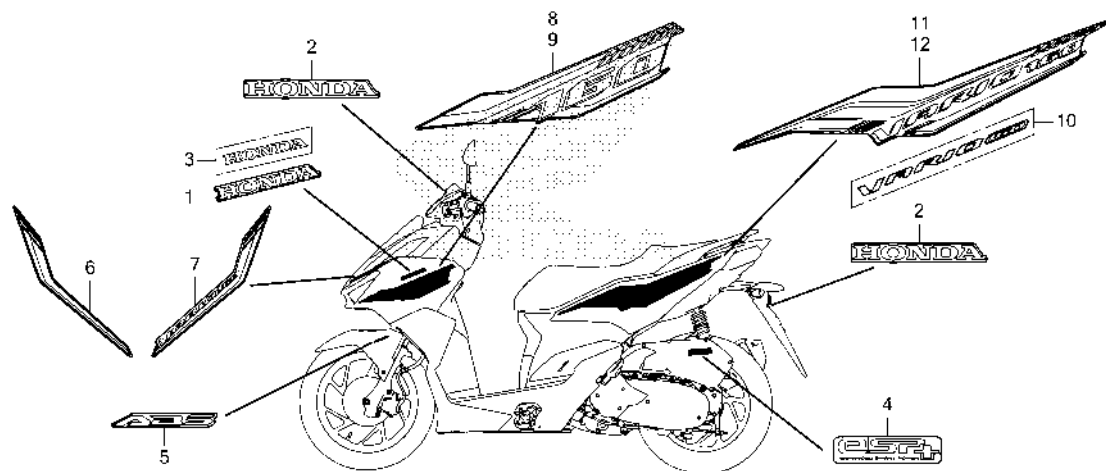
NO INFORMATION

Ref. No.	Part No.	Description	Reqd. QTY		Serial No.	Parts catalogue code
			ACB	160		
1	86101-K2S-M10ZA	MARK, HONDA(100MM)				
		TYPE3	2	-----	MA	
	86101-K2S-M10ZB	*TYPE2*	2	-----	MA	
	86101-K2S-M10ZC	*TYPE1*	2	-----	MA	
2	86102-KZR-700ZA	MARK, HONDA				
		TYPE1	2	-----		
3	86103-K2S-N10ZA	MARK, HONDA(100MM)				
		TYPE1	2	-----	2MA	
4	86170-K0R-V00	MARK, ENGINE	1	-----		
5	86611-K2S-M10ZE	MARK(ABS)				
		TYPE5	1	-----	2MA	
	86611-K2S-M10ZB	*TYPE3*	1	-----	MA	
	86611-K2S-M10ZC	*TYPE2*	1	-----	MA	
	86611-K2S-M10ZD	*TYPE1*	1	-----	MA	
6	86641-K2S-M10ZA	STRIPE, R. FR. COVER				
		TYPE3	1	-----	MA	
	86641-K2S-M10ZB	*TYPE2*	1	-----	MA	
	86641-K2S-M10ZC	*TYPE1*	1	-----	MA	
7	86642-K2S-M10ZA	STRIPE, L. FR. COVER				
		TYPE3	1	-----	MA	
	86642-K2S-M10ZB	*TYPE2*	1	-----	MA	
	86642-K2S-M10ZC	*TYPE1*	1	-----	MA	
8	86645-K2S-M10ZA	STRIPE, R. FR. COVER				
		TYPE3	1	-----	MA	
	86645-K2S-M10ZB	*TYPE2*	1	-----	MA	
	86645-K2S-M10ZC	*TYPE1*	1	-----	MA	
9	86646-K2S-M10ZA	STRIPE, L. FR. COVER				
		TYPE3	1	-----	MA	



F-48

MARK/EMBLEM




K2SMF4800

Ref. No.	Part No.	Description	Reqd. QTY		Serial No.	Parts catalogue code
			ACB 160 CATN			
(9)	86646-K2S-M10ZB	STRIPE, L. FR. COVER				
		TYPE2.....	1	-----	MA	
	86646-K2S-M10ZC	*TYPE1*.....	1	-----	MA	
10	86831-K2S-N10ZA	EMBLEM(VARIO 160)				
		TYPE1.....	2	-----	2MA	
11	86833-K2S-M10ZA	STRIPE, R. BODY COVER				
		TYPE3.....	1	-----	MA	
	86833-K2S-M10ZB	*TYPE2*.....	1	-----	MA	
	86833-K2S-M10ZC	*TYPE1*.....	1	-----	MA	
12	86834-K2S-M10ZA	STRIPE, L. BODY COVER				
		TYPE3.....	1	-----	MA	
	86834-K2S-M10ZB	*TYPE2*.....	1	-----	MA	
	86834-K2S-M10ZC	*TYPE1*.....	1	-----	MA	

3

PART NO. INDEX

Part Number	Page	Ref.	Part Number	Page	Ref.	Part Number	Page	Ref.	Part Number	Page	Ref.	Part Number	Page	Ref.
06000			13000			16472-KPC-D50	53	9	19000			23224-K2S-N00	44	9
06435-K97-N01	78	1	13000-K2S-N00	52	1	16480-K0J-N01	53	10				23225-KSY-900	44	10
06451-MA7-405	75	1	13011-K0S-305	52	2	16485-GGZ-J01	53	11	19037-K40-F01	42	1	23226-KVB-900	44	11
	78	2	13011-K1Z-305	52	2	16700-K0J-N01	83	1	19049-K27-V51	42	2	23233-K1Z-J10	44	12
06455-KVB-T01	75	2	13021-K0S-305	52	2	16706-K0J-N01	83	2	19051-K27-V51	42	3	23237-K35-V00	44	13
06530-GBG-B20	64	1	13021-K1Z-305	52	2	16707-K0J-N01	83	3	19052-K27-V51	42	4	23238-KZR-600	44	14
06531-GBG-B20	64	2	13031-K0S-305	52	2				19100-K2S-N00	42	6	23411-K2S-N00	46	5
			13031-K1Z-305	52	2	17000			19104-KVB-930	96	1	23421-K1Z-J10	46	6
11000									19105-K2S-N00	42	7	23422-K1Z-J10	46	7
11100-K1N-V00	47	1	13101-K1Z-305	52	3	17111-K2S-N00	31	7	19108-K2S-N00	96	2	23430-K2S-N00	46	8
11103-K0J-N00	47	2	13102-K1Z-305	52	3	17112-K0R-V00	31	8	19109-GET-003	42	9			
	49	1	13103-K1Z-305	52	3	17115-K2S-N00	31	9	19111-K1N-V00	96	3	28000		
11103-K0J-N21	47	2	13111-K0R-V00	52	4	17119-K0R-V00	31	10	19150-K2S-N00	42	10	28333-300-000	71	1
	49	1	13115-KZY-700	52	5	17208-GFM-970	84	1	19200-K1N-V00	38	2			
11103-KVB-901	47	2				17210-K1Z-N20	84	2	19221-K1N-V00	38	3	30000		
	49	1	14000			17213-K97-T00	84	3	19226-K0R-V00	38	4			
11103-KVB-930	47	2	14100-K0S-V00	33	2				19227-K0R-V01	38	5	30400-K2S-M11	93	1
	49	1	14321-K0R-V00	33	3	17214-K1Z-J10	84	5	19300-K0R-V02	38	6	30401-K2S-N00	93	2
11200-K2S-N00	49	1	14401-K97-T01	36	1	17215-K1Z-J10	84	6	19309-K0R-V02	38	7	30510-K2S-N01	93	3
11203-K35-J00	49	2	14430-K0R-V00	33	4	17216-K1Z-J10	84	7	19310-K35-V01	38	8	30515-K1N-V00	37	3
11203-KVB-901	49	3	14440-K0R-V00	33	5	17218-K1Z-J10	84	8	19416-K01-900	42	11	30520-GFM-900	93	4
11205-GBC-300	47	3	14451-K0R-V00	33	6	17219-K1N-V00	53	12	19416-KEY-900	41	3	30700-K0R-V01	93	5
	49	4	14520-K0R-V01	36	3	17225-K1Z-N20	84	9						
11205-K0J-N00	47	3	14511-K0R-V00	36	2	17234-K1Z-J10	84	10	19501-K0R-V00	42	13			
	49	4	14520-K0R-V01	36	3	17235-K1Z-N20	84	11	19502-K1N-V00	42	14	31000		
11208-K40-F00	49	5	14521-K0R-V00	36	4	17236-KVB-900	84	12	19510-K1F-V00	42	15	31210-K2S-N01	39	1
11211-K1N-V00	46	2	14531-KZR-600	36	5	17253-K2S-N00	84	13	19640-K2S-N00	41	4	31220-K2S-N01	39	2
11216-GGC-900	47	2	14560-K0R-V01	36	6	17255-K0R-V00	31	11	19649-K01-900	41	5	31500-KWN-902	92	1
11320-K0R-V00	47	4	14560-K1Z-J11	36	6	17256-K2S-N00	84	14				31917-K0R-V01	31	13
11330-K0R-V00	47	5	14611-K40-F00	36	7	17261-KVB-T00	84	15	21000					
11341-K2S-N00	41	1	14711-K40-F00	33	7	17505-K2S-N00	83	4	21200-K2S-N10	46	3			
11343-KVG-900	49	6	14721-K40-F00	33	8	17510-K2S-N00	83	5	21395-K1N-V01	46	4	32000		
11361-K0R-V00	47	6	14751-K0R-V00	33	9	17517-GGL-J00	83	6	21395-K1Z-J11	46	4	32100-K2S-N10	93	6
11363-K0R-V00	47	7	14771-K1Z-N20	33	10	17518-GHB-602	83	7				32101-K2S-N10	93	7
11395-K1N-V01	41	2	14776-K1Z-N20	33	11	17525-K0J-N00	83	8				32104-K2S-N00	93	8
11395-K1Z-J11	41	2	14781-ML0-720	33	12	17560-K1N-V00	53	13	22000			32105-K2S-N00	93	9
11410-K1N-V00	49	7				17570-K2S-N01	83	9	22011-K1N-V01	43	1	32112-K1N-V00	49	13
11412-K1N-V00	49	8	15000			17572-GHB-601	83	10	22100-K1N-V00	44	1	32961-K0R-V00	47	9
			15021-K0R-V00	40	1	17575-K2S-N00	83	11	22102-K2S-N00	43	2	32962-K0R-V00	37	7
12000			15100-K0R-V00	40	2	17576-K2S-N00	83	12	22105-K1N-V00	43	3	32964-K2S-N00	38	14
12100-K1Z-T00	37	1	15100-K1Z-N20	40	2	17620-K29-J03	83	13	22110-K2S-N00	43	4			
12191-K1N-V01	37	2	15133-K2S-N00	40	3	17632-383-832	83	14	22123-K0S-V00	43	5	33000		
12191-K1Z-J11	37	2	15201-K0R-V00	49	9	17910-K2S-N01	57	1	22123-K2S-N00	43	5	33100-K2S-M11	54	1
12200-K2S-N00	31	1	15411-K0R-V00	49	10	17910-K2S-N02	57	1	22131-K1Z-N20	43	6	33113-K07-M51	54	2
12205-KYJ-305	31	2	15421-K0R-V00	49	11	17920-K2S-N01	57	2	22131-K1Z-N20	43	6	33412-KZZ-J00	88	1
12207-KWN-900	38	1	15426-K0R-V00	49	12	17920-K2S-N02	57	2	22350-GFM-900	44	2	33415-KZZ-J00	88	2
12209-K56-N01	33	1	15651-K1N-V00	47	8	18000			22350-K97-T01	44	2	33452-KZZ-J00	88	3
12209-ML0-722	33	1				18291-GE2-921	85	1	22350-KVB-900	44	2	33600-K59-M01	88	4
12212-K0R-V00	31	3	16000			18293-KSB-900	85	2	22361-K29-V81	44	3	33650-K59-M01	88	5
12213-K0R-V00	31	4	16016-K0J-N01	53	1	18300-K2S-M10	85	3	22361-KVB-900	44	3	33701-K2S-M11	89	1
12251-K0S-V01	31	5	16075-K2S-N01	53	2	18316-K01-900	85	4	22401-KGG-910	44	4	33720-K59-A71	90	1
12251-K1Z-J11	31	5	16077-KVB-S51	53	3	18318-K2S-N00	85	5	22535-K1N-V00	44	5	33741-KTT-C01	91	23
12300-K0R-V00	30	1	16169-K0R-V01	53	4	18327-K1Z-J10	85	6	22804-148-000	44	6	33741-KVC-681	90	2
12391-K0R-V01	30	2	16305-K1N-V00	53	5	18365-K40-F00	85	7	23000					
			16400-K2S-N01	53	6				23100-K2S-N01	44	7	35000		
			16410-K2S-N01	53	7				23205-K2S-N00	44	8	35100-K2S-N01	93	11
			16450-K1Z-N21	53	8									



PART NO. INDEX

Part Number	Page	Ref.	Part Number	Page	Ref.	Part Number	Page	Ref.	Part Number	Page	Ref.	Part Number	Page	Ref.	Part Number	Page	Ref.
42753-K2S-N01	79	3	45510-K2S-N11	58	7	53000			64333-K2S-N00	95	9	81135-K2S-N00	68	3	86611-K2S-M10ZD	99	5
42753-KBS-901	76	1	45512-MA6-006	58	8				64334-K0J-N00	92	8	81136-K2S-N00	68	4	86611-K2S-M10ZE	99	5
	79	3		60	6	53100-K2S-N00	62	1	64335-K0J-N00	92	9	81137-K2C-V01	68	5	86641-K2S-M10ZA	99	6
42753-KWF-901	76	1	45513-HA2-006	58	9	53102-K66-V00	62	2	64340-K2S-N00ZA	69	4	81141-K2S-N00ZA	68	6	86641-K2S-M10ZB	99	6
	79	3		60	7	53140-K2F-N00	57	11	64350-K2S-N00ZA	69	5	81142-K2S-N00ZF	68	7	86641-K2S-M10ZC	99	6
43000			45517-K81-N30	58	10	53166-K2S-N00	57	12	64360-K2S-N00ZA	69	6	81142-K2S-N00ZG	68	7	86642-K2S-M10ZA	99	7
				60	8	53175-KPN-E01	58	15	64420-K2S-N00ZA	66	7	81142-K2S-N00ZJ	68	7	86642-K2S-M10ZB	99	7
43107-K40-F11	78	3	45520-GE2-006	58	11	53178-K0W-N01	60	12	64431-K2S-N00ZF	69	7	81142-K2S-N00ZU	68	7	86642-K2S-M10ZC	99	7
43110-KSV-J01	78	4		60	9	53206-K2S-N10ZA	62	3	64431-K2S-N00ZH	69	7	81145-K59-A70ZB	68	8	86645-K2S-M10ZA	99	8
43150-K2S-M11	78	5	45521-K21-901	58	12	53208-K2S-N10ZD	62	4	64431-K2S-N00ZN	69	7	81201-K81-N00	81	9	86645-K2S-M10ZB	99	8
43150-K2S-N11	78	5		60	10	53208-K2S-N10ZF	62	4	64431-K2S-N00ZV	69	7	81202-K81-N00	81	10	86645-K2S-M10ZC	99	8
43156-K2S-N10	61	1	45530-KVS-M21	58	13	53208-K2S-N10ZK	62	4	64432-K2S-N00ZF	69	8	81250-K2S-M00	81	11	86646-K2S-M10ZA	99	9
43234-S04-003	78	6		60	11	53208-K2S-N10ZP	62	4	64432-K2S-N00ZH	69	8	81253-K2S-N00	81	12	86646-K2S-M10ZB	100	9
43235-HP1-006	78	7	50000			53209-K2S-N10ZD	62	5	64432-K2S-N00ZN	69	8	81255-K2S-N10	92	11	86646-K2S-M10ZC	100	9
43240-KSV-J01	78	8				53209-K2S-N10ZF	62	5	64432-K2S-N00ZV	69	8	81260-K2S-N00	92	12	86831-K2S-M10ZA	100	10
43251-K97-N01	79	4	50100-K2S-N10	95	1	53209-K2S-N10ZP	62	5	64460-K2S-N00ZA	69	9	81265-K2S-N00	90	10	86833-K2S-M10ZA	100	11
43251-KYJ-901	79	4	50186-K59-A70ZA	90	3	53211-KRS-830	64	6	64500-K2S-M10ZA	66	8	81312-KW7-900	91	24	86833-K2S-M10ZB	100	11
43311-K2S-N11	60	3	50301-KRS-830	64	3	53212-KRS-830	64	7	64500-K2S-M10ZB	66	8				86833-K2S-M10ZC	100	11
43312-K2S-N10	61	2	50302-KRS-830	64	4	53214-GN5-900	64	8	64500-K2S-M10ZC	66	8	83000			86834-K2S-M10ZB	100	12
43313-K2S-N11	61	3	50306-GN5-900	64	5	53219-K2S-M10	64	10	64500-K2S-M30ZA	66	8	83450-K2S-M10ZA	72	2	86834-K2S-M10ZC	100	12
43352-568-003	75	3	50318-K97-T00	95	2	53220-GN5-850	64	11	64600-K2S-M10ZA	67	9	83450-K2S-M10ZB	72	2			
	78	9	50321-K12-V10	95	3	53270-K2S-N10ZB	62	6	64600-K2S-M10ZB	67	9	83450-K2S-M10ZC	72	2	87000		
43352-K81-N01	75	3	50322-K2S-N10	58	14	53290-K2S-N10ZA	62	7	64600-K2S-M10ZC	67	9	83450-K2S-M30ZA	72	2			
43353-461-771	75	4	50350-K2S-N00	95	4				64600-K2S-M30ZA	67	9	83520-K2S-N00ZA	72	3	87503-KVB-860	98	1
	78	10	50352-K40-A00	95	5	57000						83530-K2S-N00ZB	72	4	87504-K97-S00	98	2
43510-K2S-N11	60	4	50352-K84-900	92	6	61000			72000			83530-K2S-N00ZC	72	4	87505-K0J-N00	98	3
			50500-K2S-N00	86	2	57110-K2S-N11	58	16	72148-S04-000	94	28	83530-K2S-N00ZF	72	4	87509-KWP-900	98	4
			50503-KWN-900	86	3							83530-K2S-N00ZH	72	4	87514-K26-C10	98	5
			50520-KVB-900	86	4	61000			77000			83550-K2S-M10ZA	72	5	87701-KVB-860	98	6
			50530-K2S-N00	86	5	61105-KEV-900	93	19				83550-K2S-M10ZB	72	5			
44301-K2S-H00	76	2	50718-K59-A70	71	2	61106-K62-B00	53	14	77115-K2S-N00	81	1	83550-K2S-M10ZC	72	5	88000		
44311-K2S-N00	76	3	50720-K59-A70	71	3	61106-KW6-840	93	10	77200-K2S-N00ZA	81	2	83550-K2S-M30ZA	72	5			
44620-K97-T00	76	4	50730-K59-A70	71	4	61110-K2S-M10ZA	65	1	77215-KW7-900	81	3	83551-376-000	49	15	88115-KWN-980	56	1
44650-K2S-M10ZB	76	5				61110-K2S-M10ZB	65	1	77215-KZL-930	81	4	83620-K2S-N00ZA	72	6	88210-K2S-M10	56	2
44711-K2S-N01	76	6	51000			61110-K2S-M10ZC	65	1	77230-K2S-N10	81	5	83630-K2S-N00ZB	72	7	88220-K2S-M10	56	3
44711-K97-N02	76	6				61110-K2S-M10ZD	65	1	77232-K1N-V00	81	6	83630-K2S-N00ZC	72	7			
			51400-K2S-N01	74	3	61112-K97-T00	65	2	77234-KYZ-900	81	7	83630-K2S-N00ZF	73	7	89000		
			51401-K0J-N01	74	4	61200-K2S-N00	65	3	77240-K2S-N01	81	8	83630-K2S-N00ZK	72	7			
45108-KVB-T01	75	5	51410-K0J-N01	74	5	61304-415-000	95	6				83642-KZR-600	97	1	89102-538-000	97	2
45111-MAJ-G41	75	6	51412-GN5-901	74	6				80000			83750-K2S-N00ZC	73	8	89103-538-000	97	3
45118-KVB-T01	75	7				64000								89216-K2S-N00	97	4	
45126-K2S-N11	58	2	51420-K2S-N01	74	8				80100-K59-T10ZA	90	4	84000					
45127-K2S-N11	58	3	51425-GN5-901	74	9	64223-K2S-N00	95	7	80101-K2S-N00	90	5				90000		
45131-GZ0-006	75	8	51437-KWB-601	74	10	64224-K2S-N00	95	8	80102-K0J-N00	90	6	84100-K2S-T00ZA	81	13	90001-KWR-000	39	3
45131-K81-N01	75	8	51454-K58-TC1	74	11	64300-K2S-M10ZA	66	1	80103-K59-A70ZB	90	7	84601-HA7-670	42	16			
45132-166-016	75	9	51456-KPH-901	74	12	64300-K2S-M10ZB	66	1	80104-K59-A70	90	8	84701-K59-M00	91	25			
45133-MA3-006	75	10	51466-065-901	74	13	64300-K2S-M10ZC	66	1	80107-K2S-N00	90	9				90003-K0J-N00	50	18
			51470-K2S-N01	74	14	64301-K2S-T00ZS	66	1	80108-K45-N40	84	16				90003-K0R-V00	40	4
45150-K2S-M11	75	11	51500-K2S-N11	74	16	64302-K2S-T00ZB	66	2	80151-K2S-N00ZA	72	1	86000			90003-K1Z-N20	49	17
45150-K2S-N11	75	11	51520-K2S-N11	74	17	64303-K2S-N00ZA	66	3				86101-K2S-M10ZA	99	1	90003-MY5-720	56	4
45156-K2S-N10	58	4				64304-K2S-N00ZA	66	4				86101-K2S-M10ZB	99	1	90004-K0R-V00	41	6
45157-K2S-N10	58	5				64308-K2S-N00ZA	66	5	81000			86101-K2S-M10ZC	99	1	90004-KGF-910	31	17
45190-K44-D01	75	12	52000			64310-K2S-N00ZA	69	1				86102-KZR-700ZA	99	2	90005-K0R-V00	41	7
45215-KPH-951	75	13				64311-K2S-N00	69	2	81130-K2S-N00ZF	68	1	86103-K2S-N10ZA	99	3	90006-K0R-V00	41	8
45216-166-006	75	14	52100-K2S-N10	80	3	64312-KWW-640	69	3	81130-K2S-N00ZG	68	1	86150-KTJ-C60	62	8			
45351-K2S-N11	76	7	52400-K2S-N01	87	1	64320-K2S-N00ZA	66	6	81130-K2S-N00ZJ	68	1	86170-K0R-V00	99	4	90007-K0R-V00	47	11
45504-410-003	58	6	52485-KVY-901	87	2	64332-K0J-N00	92	7	81130-K2S-N00ZV	68	2	86611-K2S-M10ZB	99	5	90008-K0R-V00	47	12
	60	5	52486-GA7-003	87	3							86611-K2S-M10ZC	99	5	90009-K0R-V00	33	13

PART NO. INDEX

Part Number	Page	Ref.	Part Number	Page	Ref.	Part Number	Page	Ref.	Part Number	Page	Ref.	Part Number	Page	Ref.	Part Number	Page	Ref.
90012-KWB-600	33	14	90301-KGH-901	91	26	90753-051-005	76	10	91305-K0J-N00	51	30	94000			95701-06020-07	70	18
90012-KYY-900	33	14	90301-KWN-901	90	15				91307-035-000	47	17				95701-06022-00	36	8
90022-K40-F00	31	18	90301-KWW-640	56	5	91000			91384-KVB-900	45	21	94030-08280	31	21	95701-06025-00	48	21
90031-K0R-V00	47	13	90302-KWW-A00	63	12				91509-GE2-760	54	4	94030-12200	45	22	95701-06025-07	91	28
90032-K0R-V00	50	19		67	11	91001-KCW-003	45	19		67	16	94030-14200	43	8	95701-06030-00	38	12
90083-K40-F00	33	15		70	12	91002-GA7-701	44	18		70	14	94050-06000	58	24	95701-06040-00	31	23
90101-K15-900	69	10		73	10	91002-K1N-V01	50	22		73	12		60	19	95701-06090-00	31	26
	94	29		90	16	91002-K2S-N01	50	22		81	18		83	18	95701-08016-00	51	34
90101-K29-900	90	11	90304-KGH-901	63	13	91003-K2S-N01	50	23		89	3		94	36	95701-08045-00	46	16
90101-K2S-N00	87	4		95	15	91003-KZR-601	50	23		90	17	94050-06080	91	27	95701-08055-00	46	17
90102-KZL-930	62	9	90304-MJ0-920	85	10	91003-KZR-602	50	23		92	16	94050-12000	39	5	95701-08065-08	82	23
90103-GET-003	42	17	90305-K66-V01	80	4	91004-GGC-G01	44	18		95	19	94101-06000	71	5	95701-10040-00	80	10
90103-KEZ-900	81	14	90306-K66-V01	76	9	91004-K2S-N01	46	10	91535-STK-003	94	32	94101-08000	81	20	95701-10065-07	85	13
90104-K53-D01	94	30	90311-MT3-000	84	17	91004-KZR-601	46	10	91771-MKK-H11	94	33	94101-10000	80	9	95801-06022-00	53	19
90105-K77-V10	74	18	90314-KVS-F22	55	7	91004-KZR-602	46	10				94101-10800	86	9	95801-08032-00	95	21
90105-KGH-900	76	8	90344-KRB-900	67	12	91005-K1Z-J10	41	11	92000			94103-08000	95	20	95801-10045-08	64	12
	79	5		95	16	91005-K2S-N01	50	24				94109-12000	51	31			
90107-K1N-V00	95	10	90401-K1N-V00	43	7	91005-KVB-900	41	11	92101-06022-4J	94	34	94201-16150	71	6	96000		
90107-KVB-900	68	9	90439-KWZ-900	39	4	91005-KVB-N50	41	11					81	21			
90108-KZL-860	86	6	90441-GY6-940	44	16	91005-KZR-601	50	24	93000			94201-30200	86	10	96001-06014-00	30	6
90111-162-000	58	17	90463-ML7-000	37	4	91005-KZR-602	50	24				94301-08100	38	10	96001-06018-07	41	13
	96	4	90495-MM5-000	46	9	91009-K2S-N01	46	11	93401-06030-08	42	20		47	18	96001-06020-00	53	20
90111-K15-900	95	11		50	21	91009-K93-T01	44	18	93404-06012-00	54	5	94301-08140	41	12	96001-06022-07	59	26
90111-K1A-N00	83	16	90501-K40-F00	85	11	91009-KVY-961	45	18				94301-08200	48	19			
90114-KGH-900	58	18	90501-KPH-880	63	14	91009-KWN-901	46	11	93404-06012-08	70	15	94301-10120	46	14	96001-06025-00	60	21
90114-MA5-671	60	13	90505-KPH-880	63	15	91016-K1Z-J11	50	25	93404-06018-00	81	19	94301-10160	31	22			
90115-K77-V00	85	9	90544-283-000	74	20	91016-KBB-901	50	25	93404-06035-07	84	19		37	5	96001-06025-07	42	23
90116-K0A-E11	62	10	90545-300-000	58	20	91051-K35-V01	80	6	93411-05025-00	88	6	94520-28000	45	23	96211-08000	71	8
	67	10		60	15	91051-K35-V02	80	6	93500-05012-0H	53	16	94520-40000	80	5	96700-06025-00	39	6
	68	10		61	5	91051-K35-V03	80	6	93600-04012-1G	58	22						
	70	11	90602-K27-V01	42	18	91051-K35-V04	80	6				95000					
	73	9	90605-166-720	44	17	91052-K03-N41	76	11	93891-04010-18	53	17						
	81	15	90611-KZZ-901	81	16	91052-K24-901	76	11	93892-05012-18	53	18	95002-02100	96	5			
	83	17	90651-K03-M61	58	21	91052-K24-902	76	11	93892-05020-07	57	24	95002-02130	84	22			
	90	12		60	16	91052-K24-903	76	11	93893-04012-17	58	23	95002-41200-08	84	23			
	92	13	90651-K0J-N01	95	17	91052-K24-904	77	11				95002-50000	46	15			
	95	12	90651-K14-A31	67	13	91109-K2S-N01	45	19	93901-24320	94	35	95002-80000	51	32			
90116-KV3-701	74	19		68	12	91109-KVY-902	45	19	93901-34120	40	5		84	24			
90116-KVB-900	90	13	90651-KZR-601	80	5	91201-K35-J01	47	15	93903-24380	63	16	95003-23081-31	83	19			
90130-K0W-N00	65	4	90652-K0J-N01	95	18	91201-K59-A11	47	15				95005-55630-20	96	6			
90131-883-000	50	20	90652-KVB-900	41	10	91202-K40-F01	50	26				95011-61000	86	11			
90131-K01-900	87	5	90656-GCC-000ZE	70	13	91202-K97-T01	50	26				95014-72102	86	12			
90131-KPH-880	75	15		81	17	91203-K1F-V01	43	9				95015-81000	71	7			
90132-K97-N00	78	12	90661-MGS-D71	61	6	91203-K35-J01	50	27	93903-24480	90	20	95701-06010-00	94	37			
90133-K59-A70	68	11	90666-K59-A11	67	14	91203-K35-V01	43	9	93903-25480	84	21	95701-06012-00	59	25			
	95	13		68	13	91203-K50-T01	50	27	93903-34310	67	18		82	22			
90133-SV4-003	68	11	90677-KAN-T00	54	3	91204-K35-J01	46	13				83	20				
	95	13		67	15	91204-K59-A11	46	13	93903-34380	67	19		91	22			
90145-KPH-B30	58	19		73	11	91211-K97-T01	45	20				94	38				
	60	14		89	2	91211-KN7-671	45	20				73	14	95701-06014-00	37	6	
	61	4		92	15	91252-KZR-601	80	7	93903-34480	70	17	95701-06016-00	37	8			
90147-KVB-900	86	7	90678-K38-900	84	18	91253-KZR-601	80	8	93903-35280	63	17		42	22			
90164-K66-V00	62	11	90690-MEF-800	74	21	91256-166-003	74	23				51	33				
90164-KZL-A00	94	31	90690-MGS-D81	74	22	91301-GGL-J01	53	15				90	21				
90177-K26-900	90	14	90701-KWN-901	42	19	91302-K40-F00	31	19	93903-35310	55	8	95701-06016-07	85	12			
90202-KN7-670	44	15	90702-KWN-900	47	14	91303-001-010	47	16	93903-35380	63	18	95701-06016-08	65	6			
90203-KVB-900	86	8	90702-MG8-000	38	9	91303-K0R-V01	50	28				95701-06018-00	30	5			
90206-001-000	33	16	90741-003-010	52	6	91304-K0L-D01	51	29				95701-06020-00	38	11			
90301-K03-N30	95	14	90753-051-003	76	10	91304-K0R-V00	38	16					48	20			



PART NAME INDEX

Part name	Page	Ref.	Part name	Page	Ref.	Part name	Page	Ref.
[A]			BOLT, FLANGE, 10X45	64	12	BOLT, INSERT	90	14
ARM COMP., EX. VALVE ROCKER ...	33	5	BOLT, FLANGE, 10X48	62	9	BOLT, OIL, 10X22	58	19
ARM COMP., IN. VALVE ROCKER ...	33	4	BOLT, FLANGE, 10X52	95	10		60	14
ARM, L. PILLION STEP	71	4	BOLT, FLANGE, 10X65	85	13		61	4
ARM, R. PILLION STEP	71	3	BOLT, FLANGE, 5X14	33	13	BOLT, PIN	75	8
AXLE, FR. WHEEL	76	2	BOLT, FLANGE, 6MM	58	17	BOLT, SIDE STAND PIVOT	86	6
				83	16	BOLT, SOCKET KNOCK, 5MM	33	15
				90	13	BOLT, SOCKET, 6X18	39	3
				96	4		49	16
[B]			BOLT, FLANGE, 6X10	94	37		90	11
BAG, OWNERS MANUAL	97	1	BOLT, FLANGE, 6X12	59	25	BOLT, SOCKET, 6X25	39	6
BALL SET, STEEL, #6X23	64	1		82	22	BOLT, SOCKET, 8MM	74	19
BALL SET, STEEL, #6X29	64	2		83	20	BOLT, SPECIAL FLANGE, 8X20	81	14
BALL, STEEL, #8	71	8		91	22	BOLT, SPECIAL, 6MM	68	9
BAND, AIR CLEANER CONNECTING TUBE	84	14	BOLT, FLANGE, 6X130	47	12		69	10
BAND, INSULATOR	31	11	BOLT, FLANGE, 6X14	30	6	BOLT, SPECIAL, 6X12	94	29
BAR COMP., SIDE STAND	86	5		37	6	BOLT, SPECIAL, 6X16	50	18
BASE COMP., RADIATOR	42	7	BOLT, FLANGE, 6X16	37	8	BOLT, SPECIAL, 6X19	86	7
BASE, STATOR	47	6		42	22	BOLT, SPECIAL, 6X19	40	4
BATTERY	92	1		49	17	BOLT, STUD, 7X17	31	17
	94	28		51	33	BOLT, TORX, 8X25	75	15
BEARING COMP.	41	11		65	6	BOLT, TORX, 8X40	78	12
BEARING, NEEDLE, 20X29X18	45	19		85	12	BOOT B	75	10
BEARING, RADIAL BALL	76	11	BOLT, FLANGE, 6X18	94	39		78	11
	77	11		30	5	BOOT COMP.	58	6
BEARING, RADIAL BALL SPECIAL, 6207	50	22		41	13		60	5
BEARING, RADIAL BALL, 35X72X15	50	22	BOLT, FLANGE, 6X20	74	18	BOOT, PIN BUSH	75	9
BEARING, RADIAL BALL, 6004	50	25		38	11	BOSS, DRIVE FACE	43	3
BEARING, RADIAL BALL, 6202	46	10		48	20	BOX COMP., BATTERY	92	12
BEARING, RADIAL BALL, 6203UU ..	80	6		53	20	BOX, INNER UPPER	68	4
BEARING, RADIAL BALL, 6203UU L	80	6	BOLT, FLANGE, 6X22	70	18	BOX, LUGGAGE	81	11
BEARING, RADIAL BALL, 6204	50	23		36	8	BRACKET COMP., RR.	78	4
BEARING, RADIAL BALL, 6205UU ..	46	11		53	19	BRACKET SUB ASSY., FR. CALIPER	75	12
BEARING, RADIAL BALL, 6301	50	24		59	26	BRACKET, NUMBER PLATE	91	25
BEARING, RADIAL BALL, 6902U ...	44	18	BOLT, FLANGE, 6X25	60	20	BRACKET, RR. FENDER	90	3
	45	18		42	23	BUSH, ENGINE HANGER RUBBER ...	47	2
BELT, DRIVE	44	7		48	21		49	1
BODY COMP., FRAME	95	1		60	21	BUSH, MAIN STAND	47	3
BODY SET	53	7		61	7		49	4
BOLT-WASHER, 5X25	88	6	BOLT, FLANGE, 6X28	91	28	BUSH, RR. CUSHION UNDER RUBBER	49	3
BOLT-WASHER, 6X12	31	18		41	6	BUSH, RUBBER	87	2
	54	5	BOLT, FLANGE, 6X30	38	12	BUZZER ASSY.	94	26
	70	15	BOLT, FLANGE, 6X40	31	23			
	90	18		41	7	[C]		
BOLT-WASHER, 6X18	81	19	BOLT, FLANGE, 6X65	41	8	CABLE COMP. A, THROTTLE	57	1
BOLT-WASHER, 6X30	42	20		47	10	CABLE COMP. B, THROTTLE	57	2
BOLT-WASHER, 6X35	84	19	BOLT, FLANGE, 6X80	47	11	CABLE COMP., SEAT LOCK	81	8
BOLT A, STUD, 8X209.2	47	13	BOLT, FLANGE, 6X90	31	26	CALIPER SUB ASSY., L. FR.	75	11
BOLT B, STUD, 8X213.2	50	19	BOLT, FLANGE, 8X16	51	34	CALIPER SUB ASSY., RR.	78	5
BOLT, ADAPTER, 10MM	56	4	BOLT, FLANGE, 8X26	78	8	CAMSHAFT COMP.	33	2
BOLT, BRAKE DISK, 8X24	76	8	BOLT, FLANGE, 8X32	87	5	CAP ASSY., NOISE SUPPRESSOR ...	93	5
	79	5		95	21	CAP COMP., FUEL FILLER	83	13
	42	17	BOLT, FLANGE, 8X45	46	16	CAP COMP., RADIATOR	42	1
BOLT, DRAIN	50	20	BOLT, FLANGE, 8X55	46	17	CAP, BLEEDER	75	4
BOLT, DRAIN PLUG, 12X15	87	4	BOLT, FLANGE, 8X65	82	23		78	10
BOLT, FLANGE CAP, 10X38	95	11	BOLT, HANDLE LEVER PIVOT	58	18	CAP, DUMMY	94	33
BOLT, FLANGE, 10X250	80	10		60	13	CAP, LOCK NUT	56	1
BOLT, FLANGE, 10X40			BOLT, HEX., 6X22	94	34			

PART NAME INDEX

Part name	Page	Ref.	Part name	Page	Ref.	Part name	Page	Ref.
CAP, MASTER CYLINDER	58	9	COLLAR, FR. WHEEL SIDE	76	3	COVER, R. UNDER SIDE	69	5
	60	7	COLLAR, HORN SETTING	93	19	COVER, SEAT CATCH	81	6
CAP, RESERVE TANK	96	1	COLLAR, LUGGAGE BOX	81	9	COVER, STOP SWITCH	60	2
CAP, TENSIONER LIFTER	36	4			10	COVER, TAIL CAP	85	6
CASE ASSY.	55	6	COLLAR, MUFFLER PROTECTOR	85	4	COVER, UNDER	69	4
CASE COMP., L. FR. BOTTOM	74	17	COLLAR, RR. FENDER	84	16	COVER, WATER PUMP	38	3
CASE COMP., MISSION	46	3	COLLAR, RR. WHEEL SIDE	80	1	CRANKCASE COMP., L.	49	2
CASE COMP., R. FR. BOTTOM	74	8	COLLAR, RUBBER BUSH	87	3	CRANKCASE COMP., R.	47	1
CASE SUB ASSY., AIR CLEANER ..	84	9	COLLAR, SEAL	44	13	CRANKSHAFT COMP.	52	1
CATCH COMP., SEAT	81	5	COLLAR, SPRING	44	14	CUSHION ASSY., RR.	87	1
CHAIN, CAM	36	1	COLLAR, THROTTLE BODY COVER ..	53	14	CUSHION A, BATTERY	92	7
CHARGER UNIT, USB	94	27	COLLAR, WINKER	88	2	CUSHION B, BATTERY	92	8
CIRCLIP, 7MM	44	17	CONTROL UNIT, ENGINE	93	1	CUSHION C, BATTERY	92	9
CIRCLIP, INTERNAL, 18.8	58	21	CONTROL UNIT, SMART	93	14	CYLINDER COMP.	37	1
	60	16	COTTER, VALVE	33	12	CYLINDER SET, FR. MASTER	58	13
CIRCLIP, INTERNAL, 28MM	45	23	COUNTERSHAFT	46	6		60	11
CIRCLIP, INTERNAL, 32MM	41	10	COVER ASSY., CYLINDER HEAD ..	30	1	CYLINDER SUB ASSY., FR. MASTER	58	7
CIRCLIP, INTERNAL, 40MM	80	5	COVER ASSY., ENGINE TOP	49	7	CYLINDER SUB ASSY., RR. MASTER	60	4
CLAMPER B, BRAKE HOSE	58	5	COVER B, L. BODY SIDE	72	7			
CLAMPER COMP. A, BRAKE HOSE ..	58	4		73	7	[D]		
CLAMPER, A.C. GENERATOR CORD ..	47	9	COVER B, R. BODY SIDE	72	4	DIAPHRAGM	58	11
CLAMPER, BREATHER TUBE	53	12	COVER COMP., BATTERY	92	11		60	9
CLAMPER, RR. BRAKE HOSE	61	1	COVER COMP., METER	62	6	DISK, FR. BRAKE	76	7
CLAMP A, CABLE	95	17	COVER COMP., RADIATOR	42	10	DISK, RR. BRAKE	79	4
CLAMP B, CABLE	95	18	COVER COMP., THROTTLE BODY ..	53	5	DOWEL PIN, 10X12	46	14
CLAMP, BRAKE PIPE	61	6	COVER SET, FR.	66	1	DOWEL PIN, 10X16	31	22
CLAMP, HARNESS	74	21	COVER SET, FR. HANDLE	62	7		37	5
CLAMP, HOSE	42	18	COVER SET, L. BODY	72	5	DOWEL PIN, 6X15	38	9
	81	16	COVER SET, L. FR.	67	9	DOWEL PIN, 8X10	38	10
CLAMP, TUBE	84	23	COVER SET, R. BODY	72	2		47	18
CLAMP, WATER HOSE, 24MM	42	19	COVER SET, R. FR.	66	8	DOWEL PIN, 8X14	41	12
CLIP, CABLE, 12MM	74	22	COVER SUB ASSY., AIR CLEANER ..	84	11	DOWEL PIN, 8X20	48	19
CLIP, COUPLER	74	2	COVER, AIR CLEANER DUCT	84	10	DOWEL PIN, SPECIAL, 6.3X10X30 ..	47	14
	94	32	COVER, CABLE	93	15	DRIVER, SCREW	97	2
CLIP, PISTON PIN, 14MM	52	5	COVER, CENTER	72	1	DRIVESHAFT	46	5
CLIP, RESONATOR	84	18	COVER, DUST	78	6	DUCT COMP., L. COVER	41	4
CLIP, SLIDE	67	13	COVER, ENGINE CONTROL UNIT ..	93	2	DUCT, AIR CLEANER	84	6
	68	12	COVER, FRAME NUMBER	83	12	DUST SEAL, 25X35X6	80	8
CLIP, SNAP FITTING	67	14	COVER, FR.	66	1	DUST SEAL, 25X40X5	80	7
	68	13	COVER, FR. LOWER	66	5	DUST SEAL, STEERING HEAD	64	8
CLIP, TUBE	46	15	COVER, FR. TOP	66	2			
	51	32	COVER, FR. TOP INNER	66	4	[E]		
	84	22	COVER, FUEL TANK	83	11	ELEMENT COMP., AIR CLEANER	84	2
		24	COVER, GRIP END	62	2	EMBLEM	100	10
COIL COMP., IGNITION	96	5	COVER, INNER LOWER	68	6	EMBLEM, PRODUCT	62	8
COLLAR	93	3	COVER, INNER UPPER	68	7			
	41	3	COVER, L. BODY SIDE	72	6	[F]		
	42	11	COVER, L. FLOOR SIDE	69	8	FACE COMP., MOVABLE DRIVE	43	4
		12	COVER, L. HANDLE TOP	62	5	FACE SET, DRIVEN	44	8
COLLAR A, HANDLE SETTING	85	11	COVER, L. SIDE	41	1	FACE SET, MOVABLE DRIVEN	44	9
COLLAR B, HANDLE SETTING	63	14	COVER, L. UNDER SIDE	69	6	FACE, DRIVE	43	2
COLLAR B, RR. WHEEL SIDE	63	15	COVER, OIL FILTER	49	10	FAN COMP., COOLING	42	15
COLLAR, AIR CLEANER SETTING ..	80	2	COVER, RR. CENTER	73	8	FENDER B, RR.	90	5
COLLAR, FLOOR STEP	84	1	COVER, RR. FENDER LOWER	90	8	FENDER COMP. B, FR.	65	3
COLLAR, FR. AXLE DISTANCE	69	2	COVER, RR. FENDER UPPER	90	7	FENDER C, RR.	90	9
COLLAR, FR. COVER STAY	76	4	COVER, RR. HANDLE	62	3	FENDER SET A, RR.	90	4
COLLAR, FR. FENDER	95	8	COVER, R. BODY SIDE	72	3			
	65	2	COVER, R. FLOOR SIDE	69	7			
	91	24	COVER, R. HANDLE TOP	62	4			



PART NAME INDEX

Part name	Page	Ref.	Part name	Page	Ref.	Part name	Page	Ref.
FENDER SET, FR.	65	1	[I]			NUT, CLIP, 5MM	89	2
FILTER SET	83	3					92	15
FLYWHEEL COMP.	39	1	INJECTOR ASSY., FUEL	53	8	NUT, CLIP, 6MM	95	16
FOB ASSY.	93	13	INSULATOR, IN. PIPE	31	10		84	17
FORK ASSY., L. FR.	74	16	INSULATOR, THROTTLE BODY	31	8		90	6
FORK ASSY., R. FR.	74	3	[J]			NUT, FENDER SETTING	92	10
FUEL UNIT	83	15				NUT, FLANGE, 12MM	42	16
FUSE, BLADE	92	2	JET COMP., PISTON	49	9		39	5
		3	JOINT COMP., INJECTOR	53	13	NUT, FLANGE, 6MM	76	9
	93	4	[K]				58	24
		20	KEY SET, EMERGENCY	93	17		60	19
		21	KEY, WOODRUFF, 4MM	52	6		91	27
		22	[L]				94	36
[G]						NUT, FR. COVER STAY	95	2
GARNISH, FR.	66	3	LABEL, ABS INFORMATION	98	5	NUT, HEX., 10MM	56	5
GARNISH, L. FR.	66	7	LABEL, AIR CLEANER ELEMENT			NUT, HEX., 12MM	45	22
GARNISH, R. FR.	66	6				NUT, HEX., 14MM	43	8
GASKET, CYLINDER	37	2	NOTICE	98	4	NUT, HEX., 16MM	80	4
GASKET, CYLINDER HEAD	31	5	LABEL, COOLANT INFORMATION	98	1	NUT, HEX., 8MM	31	21
GASKET, CYLINDER HEAD COVER	30	2	LABEL, MAINTENANCE CAUTION	98	6	NUT, SIDE STAND	86	8
GASKET, EX. PIPE	85	1	LABEL, REPLACEMENT INFORMATION	98	2	NUT, SPECIAL, 28MM	44	15
GASKET, L. COVER	41	2	LABEL, TIRE & DRIVE & CARGO	98	3	NUT, SPECIAL, 6MM	95	14
GASKET, MISSION CASE	46	4	LATCH	68	5	NUT, SPRING, 4MM	63	12
GASKET, STATOR BASE	47	7	LENS ASSY.	55	5		67	11
GASKET, TENSIONER LIFTER	36	6	LEVER, L. HANDLE	60	12		70	12
GASKET, WATER PUMP BODY	38	5	LEVER, R. STEERING HANDLE	58	15	NUT, STEERING STEM LOCK	73	10
GASKET, WATER PUMP COVER	38	4	LID ASSY., INNER POCKET	68	1		90	16
GAUGE, OIL LEVEL	47	8	LID, BATTERY	69	9	NUT, TAPPET ADJUSTING	64	5
GEAR COMP., FINAL	46	8	LID, LUGGAGE BOX	81	12	NUT, U, 10MM	33	16
GEAR, COUNTER	46	7	LID, SMART EMERGENCY	68	8		63	13
GEAR, OIL PUMP DRIVEN	40	3	LIFTER ASSY., TENSIONER	36	3	NUT, U, 5MM	95	15
GRIP	97	3	LIGHT ASSY., FR. COMBINATION	54	1	NUT, U, 6MM	90	15
GRIP COMP., THROTTLE	57	11	LIGHT ASSY., LICENSE	90	1		91	26
GRIP, L. HANDLE	57	12	LINK ASSY., ENGINE HANGER	95	4	[O]		
GROMMET, MAIN PIPE COVER	69	3				OIL SEAL, 20X32X6	50	27
GROMMET, SIDE COVER	49	15	[M]			OIL SEAL, 20.8X32X6	47	15
GUARD, SPLASH	90	10	MARK	99	5	OIL SEAL, 24X31X3.5	43	9
GUIDE, CAM CHAIN	36	7	MARK, ENGINE	99	4	OIL SEAL, 26X37X6	76	10
GUIDE, EX. VALVE	31	2	MARK, HONDA	99	1	OIL SEAL, 26X45X6	50	26
GUIDE, HARNESS	95	9				OIL SEAL, 34X52X7	46	13
						O-RING	38	7
[H]								8
HARNESS, WIRE	93	6	METER ASSY., COMBINATION	55	1			83
HEAD COMP., CYLINDER	31	1	METER COMP.	55	4	O-RING A	42	2
HOLDER, MIRROR	58	10	MIRROR COMP., L.	56	3	O-RING B	42	3
	60	8	MIRROR COMP., R.	56	2	O-RING C	42	4
	68	2	MODULATOR ASSY.	58	16	O-RING, 11.4X2.1	51	29
HOOK, LUGGAGE	93	18	MUFFLER COMP., EX.	85	3	O-RING, 15.4X2	38	1
HORN COMP.	42	13	[N]			O-RING, 16.8X2.4	74	23
HOSE A, WATER	42	14	NUT, CAP, 7MM	85	10	O-RING, 18X3	47	17
HOSE B, WATER	42	14	NUT, CLIP, 5MM	54	3	O-RING, 1.9X20.4	53	3
HOSE COMP. A, FR. BRAKE	58	2				O-RING, 31.2X2.4	50	28
HOSE COMP. A, RR. BRAKE	60	3				O-RING, 38.8X1.9	45	21
HOSE COMP. B, FR. BRAKE	58	3				O-RING, 3.8X1.4	51	30
HOSE COMP. C, RR. BRAKE	61	3				O-RING, 6.3X2.2	53	15
HOSE COMP., FUEL FEED	83	9				O-RING, 6.3X2.5	38	16

PART NAME INDEX

Part name	Page	Ref.	Part name	Page	Ref.	Part name	Page	Ref.
O-RING, 8MM	47	16	[R]			SCREW SET	53	1
O-RING, FUEL PUMP	83	10	RACE, STEERING BOTTOM BALL ...	64	4	SCREW, BLEEDER	75	3
O-RING, IN. PIPE	31	19	RACE, STEERING BOTTOM CONE ...	64	7		78	9
O-RING, THROTTLE BODY	53	2	RACE, STEERING TOP BALL	64	3	SCREW, FLAT, 4X12	58	22
OUTER COMP., CLUTCH	44	1	RACE, STEERING TOP CONE	64	6		60	17
[P]			RADIATOR ASSY.	42	6	SCREW, OPENER SET	94	30
PACKING	55	2	RAIL, RR. GRAB	81	13	SCREW, PAN, 5X11.5	54	4
PACKING, FUEL FILLER CAP	83	14	REFLECTOR, REFLEX	90	2		67	16
PAD SET, FR. BRAKE	75	2	REFLECTOR, SIDE REFLEX	91	23		70	14
PAD SET, RR. BRAKE	78	1	RELAY COMP., POWER	93	24		73	12
PIECE SET, SLIDE	43	1		94	25		81	18
PIN A, PILLION STEP	71	7	RELAY COMP., WINKER	93	23		89	3
PIN B	78	7	RESONATOR	84	7		90	17
PIN, HANGER	75	13	RETAINER, FUEL PUMP	83	6	SCREW, PAN, 5X12	53	16
PIN, PISTON	52	4	RETAINER, VALVE SPRING	33	10	SCREW, PAN, 5X15	85	9
PIN, ROLLER GUIDE	44	10	RING SET, PISTON	52	2	SCREW, PAN, 6X14	65	4
PIN, SEAT HINGE	81	4	RING, BACK UP	74	7	SCREW, SPECIAL, 6MM	62	11
PIN, SPLIT, 1.6X15	71	6	RING, OIL SEAL STOPPER	74	13	SCREW, TAPPET ADJUSTING	33	14
	81	21	RING, PISTON	74	10	SCREW, TAPPING, 3X14	55	7
PIN, SPLIT, 3.0X20	86	10	RING, SEAL	53	9	SCREW, TAPPING, 4X12	63	16
PIPE B, INLET	31	9	RING, STOPPER	74	12		67	17
PIPE COMP. B, RR. BRAKE	61	2		75	6			18
PIPE COMP., FR. FORK	74	5	RIVET, PUSH, 6MM	62	10			19
PIPE COMP., STEERING HANDLE ...	62	1		67	10			14
PIPE, CP	54	2		68	10			16
PIPE, IN.	31	7		70	11			13
PIPE, SEAT	74	14		73	9			14
PISTON	52	3		81	15			20
	75	7		83	17			19
	78	3		90	12			35
PIVOT, CAM CHAIN TENSIONER	36	5		92	13			17
PLATE COMP., DRIVE	44	2		95	12	SCREW, TAPPING, 4X16	70	17
PLATE COMP., RIGIDITY LOWER ...	47	5	ROD, TRIP	55	3		90	20
PLATE COMP., RIGIDITY UPPER ...	47	4	ROLLER SET, WEIGHT	43	5	SCREW, TAPPING, 4X8	40	5
PLATE, CLUTCH SIDE	44	3	ROLLER, GUIDE	44	11	SCREW, TAPPING, 5X12	63	17
PLATE, CYLINDER HEAD EX.	31	4	ROTOR SET, OIL PUMP	40	1		65	5
PLATE, CYLINDER HEAD IN.	31	3	RUBBER A, STAND STOPPER	86	11		90	21
PLATE, DIAPHRAGM	58	12	RUBBER B, MOUNTING	93	10	SCREW, TAPPING, 5X16	55	8
	60	10	RUBBER C, SEAT SETTING	81	3		63	18
PLATE, L. CRANKSHAFT BEARING SETTING	49	5	RUBBER, CLUTCH DAMPER	44	6		68	11
PLATE, PILLION STEP CLICK	71	2	RUBBER, FUEL SEAL	83	8		95	13
PLATE, RAMP	43	6	RUBBER, HEADLIGHT CASE			SCREW, TAPPING, 5X20	84	21
PLUG, AIR CLEANER DRAIN	84	12	RUBBER, MOUNTING	95	6	SCREW, U-LOCK FLAT, 6X12	94	31
PLUG, HOLE	70	13	RUBBER, L. WINKER MOUNTING ...	88	3	SEAL SET, FR. FORK	74	15
	81	17	RUBBER, PROTECTOR PACKING ...	85	2	SEAL SET, PISTON	75	1
PLUG, SPARK	31	13	RUBBER, R. WINKER MOUNTING ...	88	1		78	2
PROTECTOR	58	8	RUBBER, SEAL	81	1	SEAL, AIR CLEANER	84	3
	60	6	RUBBER, STOPPER	92	6			4
PROTECTOR, MUFFLER	85	5		95	5	SEAL, AIR CLEANER DUCT	84	5
PROTECTOR, SPEED SENSOR	49	13	[S]			SEAL, DRAIN	42	9
PULLER, MINI FUSE	92	5	SCREEN, OIL FILTER	49	11	SEAL, DRIVEN FACE, 34X41X4 ...	45	20
PUMP ASSY., OIL	40	2	SCREW-WASHER, 4X10	53	17	SEAL, DUST	74	9
PUMP ASSY., WATER	38	2	SCREW-WASHER, 4X12	58	23		83	7
PUMP UNIT ASSY., FUEL	83	1	SCREW-WASHER, 5X12	53	18	SEAL, ENGINE TOP COVER	49	8
			SCREW-WASHER, 5X20	57	24	SEAL, INNER POCKET	68	3
						SEAL, L. COVER	41	5
						SEAL, VALVE STEM	33	1
						SEAT B, SPRING	74	11



PART NAME INDEX

Part name	Page	Ref.	Part name	Page	Ref.	Part name	Page	Ref.
SEAT COMP., DOUBLE	81	2	SWITCH COMP., HANDLE LOCK	93	12			
SEAT SET	53	11	[T]					
SEAT, EX. VALVE SPRING	33	11	TAILLIGHT ASSY.	89	1			
SENSOR ASSY., SPEED	49	14	TANK COMP., FUEL	83	5			
SENSOR ASSY., WATER			TANK, RESERVE	96	3			
TEMPERATURE			THERMOSTAT ASSY.	38	6			
SENSOR, FR. WHEEL SPEED	38	15	THREAD COMP., STEERING HEAD					
SENSOR, OXYGEN	74	1	TOP	64	11			
SHAFT, MAIN STAND	85	8	THROTTLE BODY ASSY.	53	6			
SHAFT, ROCKER ARM	86	3	TIRE, FR.	76	6			
SHOE, CAM CHAIN TENSIONER	33	6	TIRE, RR.	79	2			
SOLENOID	36	2	TRAY, FUEL	83	4			
SPACER, IGNITION COIL	53	10	TUBE, 5.3X630	96	6			
SPRING A, SIDE STAND	93	4	TUBE, AIR CLEANER CONNECTING ..	84	13			
SPRING, CLUTCH	86	12	TUBE, BREATHER	84	8			
SPRING, DRIVEN FACE	44	4	TUBE, DRAIN	49	6			
SPRING, FR. FORK	44	12		84	15			
SPRING, KICK STARTER STOPPER ..	74	4	TUBE, MISSION BREATHER	46	2			
SPRING, MAIN STAND	71	1	TUBE, RESERVE TANK	96	2			
SPRING, OIL FILTER SCREEN	86	4	TUBE, VINYL, 8X12X810	83	19			
SPRING, PAD	49	12	[V]					
SPRING, REBOUND	75	5	VALVE, EX.	33	8			
SPRING, SEAT LOCK	74	6	VALVE, IN.	33	7			
SPRING, VALVE	81	7	VALVE, RIM	76	1			
SPROCKET, CAM	33	9		79	3			
STAND COMP., MAIN	33	3	[W]					
STATOR COMP.	86	2	WASHER, 12X24X2.3	39	4			
STAY COMP., FR. COVER	39	2	WASHER, 12.2X29X2.5	44	16			
STAY COMP., IGNITION COIL	95	7	WASHER, 15X29X5.5	43	7			
STAY, ABS MODULATOR	37	3	WASHER, DRAIN PLUG, 12MM	51	31			
STAY, ENGINE HARNESS	58	14	WASHER, OIL BOLT	58	20			
STAY, HARNESS CLIP & ENGINE				60	15			
EARTH			WASHER, PLAIN, 10MM	61	5			
STAY, OXYGEN SENSOR	37	7		80	9			
STAY, OXYGEN SENSOR & BREATHER			WASHER, PLAIN, 6MM	86	9			
TUBE			WASHER, PLAIN, 8MM	71	5			
STAY, SMART CONTROL UNIT	30	3		81	20			
STAY, WIRE	30	4	WASHER, RUBBER	95	20			
STEM SUB ASSY., STEERING	95	3	WASHER, SEALING, 6.5MM	85	7			
STEP, FLOOR	53	4	WASHER, SEALING, 8MM	37	4			
STRIPE, L. BODY COVER	64	10		46	9			
STRIPE, L. FR. COVER	69	1	WASHER, SPECIAL, 8MM	50	21			
	100	12	WASHER, WAVE	74	20			
	99	7	WEIGHT SET, CLUTCH	75	14			
			WHEEL SUB ASSY., FR.	44	5			
STRIPE, R. BODY COVER	100	11	WHEEL SUB ASSY., RR.	76	5			
STRIPE, R. FR. COVER	100	9	WINKER ASSY., L. RR.	79	1			
			WINKER ASSY., R. RR.	88	5			
SUB HARNESS, ENGINE	99	6	WRENCH, PLUG	88	4			
SUB HARNESS, RR.	8	8		97	4			
SUB HARNESS, SPEEDOMETER	93	8						
SWINGARM ASSY., RR.	93	7						
SWITCH ASSY., DIMMER & HORN &	80	3						
WINKER								
SWITCH ASSY., FR. STOP	57	4						
SWITCH ASSY., HANDLE LOCK	58	1						
SWITCH ASSY., L. HANDLE STOP ..	93	11						
SWITCH ASSY., SEAT OPENER	60	1						
SWITCH ASSY., SIDE STAND	93	16						
SWITCH ASSY., STARTER & IDLE ..	86	1						
	57	3						

1

FOREWORD INDEX

2

ENGINE GROUP

3

FRAME GROUP

4

PART NUMBER INDEX

5

PART NAME INDEX

HONDA