



AFX110CS / AFX110MCS / AFX110S

AFX110CS_A
AFX110MCS_A
AFX110S_A

PARTS CATALOGUE

1

FOREWORD INDEX

1

ENGINE GROUP

2

FRAME GROUP

3

PART NUMBER INDEX

4

PART NAME INDEX

5

Instruction for use of parts catalogue

- **This parts catalogue has been created as of January 10, 2010.**
 - Since this date, the sales practice for repair parts may have been changed or the parts may have been eliminated (listed for those not for sale).
 - The modified information is reflected on the latest Electronic Parts Catalogue (EPC). Also, refer to the parts catalogue news for any change.
 - See the parts catalogue news for any revision that is made after January 10, 2010.
- **Always specify the part number when ordering a part.**
 - Check the model, type, serial numbers, color, maker, and the size as needed before ordering a part.
 - Note that the illustrations (part drawings) can differ from the actual parts in shape. They are given just to help you to refer to the parts.
- **When modifications or additions to this parts catalogue are made, a revised edition will be issued at an appropriate time, with successively progressing revision numbers on the cover. We recommend obtaining such revisions in order to keep your parts catalogue up-to-date at all times. To check whether a parts catalogue revision has been issued, please contact your Honda distributor.**

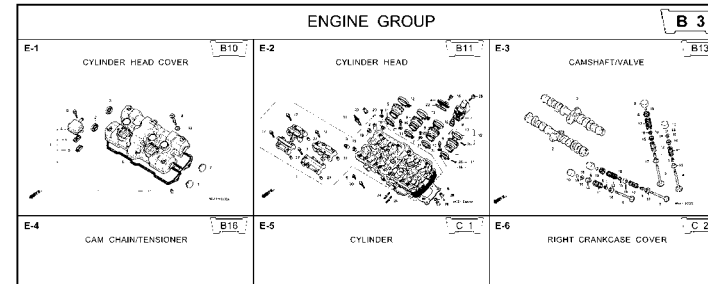
Initial version issue date
January 10, 2010
Honda Motor Co., Ltd.

CONTENTS

| | Page | Address No. | |
|---|------|-------------|----------|
| ● Instruction for use of parts catalogue | 1 | B 1 | 1 |
| ● How to refer to the part information | 2 | B 2 | |
| ● Part catalogue structure | 3 | B 3 | |
| ● When the parts were revised..... | 4 | B 4 | |
| ● Abbreviations used in the parts catalogue..... | 4 | B 4 | |
| ● Part block and serial number check | 5 | B 5 | |
| ● Models, parts catalogue codes and applicable serial numbers | 6 | B 6 | |
| ● Color chart..... | 7 | B 7 | |
| ● Fuel hose, general purpose hoses and vinyl hose..... | 13 | B13 | |
| ● FLAT RATE SERVICE TIME..... | 17 | C 1 | |
| ● Illustrated index | 22 | C 6 | |
| ● ENGINE GROUP..... | 29 | D 1 | 2 |
| ● FRAME GROUP..... | 54 | F 1 | 3 |
| ● PART NO. INDEX..... | 96 | I 1 | 4 |
| ● PART NAME INDEX..... | 100 | J 1 | 5 |

How to refer to the part information

A Reference with "Illustrated index"

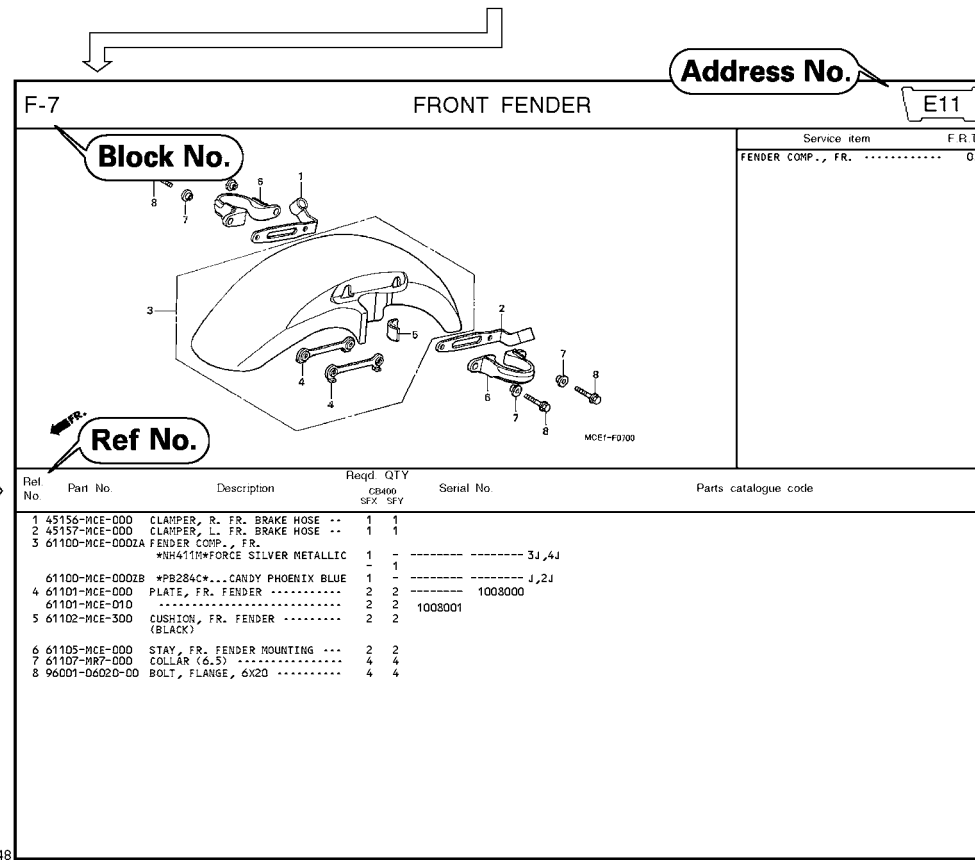


B Reference with "Part number index"

| PART NO. INDEX | | | | | |
|----------------|---------|------|------|---------------|-------------------|
| Part Number | Address | Page | Rel. | Part Number | Address Page Rel. |
| 04000 | | | | 13323-MY9-751 | C12 28 10 14921 |
| 04911-MCE-000 | C10 | 26 | 1 | 13324-MY9-751 | C12 28 10 14931 |
| | | | | 13325-MY9-751 | C12 28 10 14931 |
| | | | | 13327-MY9-751 | C12 28 10 14931 |
| 06000 | | | | 14000 | 14931 |
| 06405-MY9-P00 | F13 | 67 | 3 | 14100-MCE-000 | B13 13 2 14931 |
| 06405-MY9-P10 | F13 | 67 | 3 | 14200-MCE-000 | B13 13 3 14931 |
| 06410-MY9-860 | F2 | 56 | 1 | 14321-MCE-000 | B16 16 2 14931 |
| 06435-MCE-006 | F1 | 55 | 1 | 14401-MCE-003 | B16 16 3 14931 |
| 06451-769-405 | E13 | 51 | 2 | 14510-MBE-000 | B16 16 4 14941 |
| 06451-443-405 | F1 | 55 | 2 | 14520-MY9-691 | B16 16 5 14941 |
| 06451-MA7-405 | E13 | 51 | 1 | 14524-MY9-690 | B16 16 6 14941 |
| 06455-MCE-006 | E13 | 51 | 3 | 14546-MCE-000 | B16 16 7 14941 |
| | | | | 14620-MY9-691 | B16 16 8 14941 |
| 11000 | | | | 14711-MCE-000 | B13 13 4 14941 |
| 11210-MCE-000 | C9 | 25 | 1 | 14712-MCE-000 | B13 13 5 14941 |
| 11330-MCE-305 | C2 | 18 | 1 | 14721-MCE-000 | B13 13 6 14941 |
| 11333-KT8-000 | C6 | 22 | 1 | 14722-MCE-000 | B13 13 7 14941 |
| 11335-MCE-000 | C2 | 18 | 2 | 14730-MCE-000 | B13 13 8 14941 |
| 11360-MCE-000 | C7 | 23 | 1 | 14731-MCE-000 | B13 13 9 14941 |
| 11365-MCE-000 | C7 | 23 | 2 | 14731-MY9-751 | B13 13 10 14941 |
| 11396-MY9-000 | C2 | 18 | 3 | 14751-KY2-000 | B13 13 11 14941 |
| 11631-MCE-000 | C5 | 21 | 1 | 14751-MCE-000 | B13 13 12 14941 |
| 11691-MY9-000 | C5 | 21 | 2 | 14761-MCE-000 | B13 13 13 14941 |

C Reference with "Part name index"

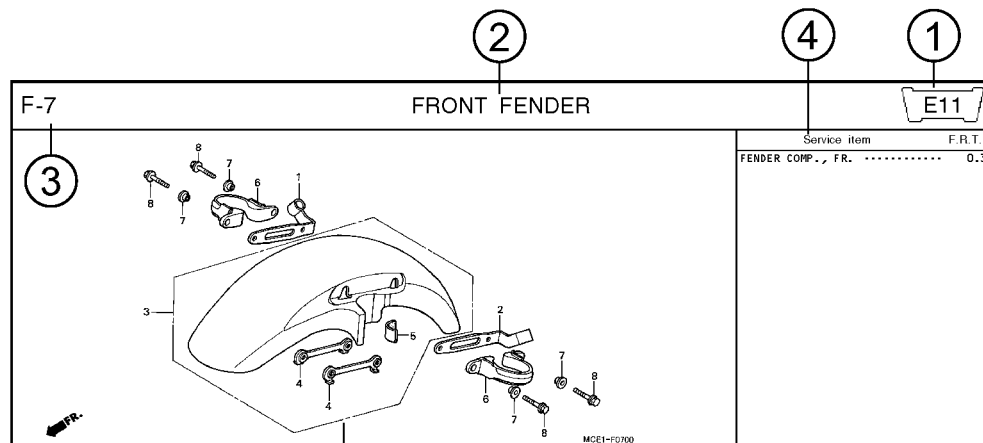
| PART NAME INDEX | | | | | |
|-------------------------------|---------|------|------|-----------------|-------------------|
| Part name | Address | Page | Ref. | Part name | Address Page Ref. |
| [A] | | | | BOLT , CHANG I | |
| ADJUSTER , CHAIN | F13 | 67 | 5 | BOLT , CLUTC H | |
| ARM COMP. , SEA R CHANGE | F10 | 64 | 1 | BOLT , CONNECT | |
| ARM , L. MAIN STEP | F11 | 65 | 8 | BOLT , DISK , 6 | |
| ARM , L. PILLI O STEP | F11 | 65 | 12 | BOLT , DISK , 8 | |
| ARM , R. MAIN STEP | F11 | 65 | 5 | BOLT , DRAIN I | |
| ARM , R. PILLI O STEP | F11 | 65 | 11 | BOLT , FLANG E | |
| AUT O DOC K ASSY. , FUEL | F4 | 58 | 2 | BOLT , FLANG E | |
| AXLE , FR. WHEEL | E14 | 52 | 3 | BOLT , FLANG E | |
| AXLE , RR. WHEEL | F2 | 56 | 3 | BOLT , FLANG E | |
| [B] | | | | BOLT , FLANG E | |
| BAG , AIR PRESSUR E GAUGE | F67 | 77 | 4 | BOLT , FLANG E | |
| BAG , SERVICE BOOK | F67 | 77 | 1 | BOLT , FLANG E | |
| BAG , TOOL | F67 | 77 | 3 | BOLT , FLANG E | |
| BALL , STEEL | F11 | 65 | 20 | BOLT , FLANG E | |
| BAND , A , INSULATOR | B11 | 11 | 11 | BOLT , FLANG E | |
| BAND , B , INSULATOR | B11 | 11 | 12 | BOLT , FLANG E | |
| BAND , AIR CLEANER CONNECTING | | | | BOLT , FLANG E | |
| BAND , AIR CLEANER CONNECTING | | | | BOLT , FLANG E | |
| BAND , U-LOCK | F8 | 62 | 22 | BOLT , FLANG E | |
| BAND , WIRE | F16 | 70 | 3 | BOLT , FLANG E | |
| | C10 | 26 | 14 | | |
| | E5 | 43 | 21 | | |
| | G4 | 74 | 1R | | |



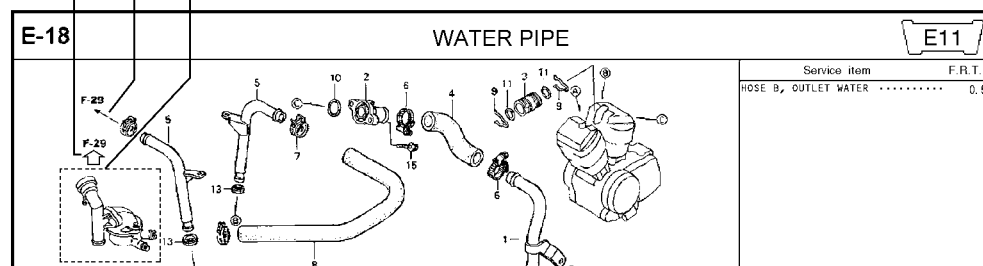
Page No.

2000.09.01 E

Part catalogue structure



| Ref. No. | Part No. | Description | Reqd. QTY | | Serial No. | Parts catalogue code |
|----------|-----------------|--|-----------|-----|-------------|----------------------|
| | | | CB400 SFX | SFY | | |
| 1 | 45156-MCE-000 | CLAMPER, R. FR. BRAKE HOSE .. | 1 | 1 | | |
| 2 | 45157-MCE-000 | CLAMPER, L. FR. BRAKE HOSE .. | 1 | 1 | | |
| 3 | 61100-MCE-000ZA | FENDER COMP., FR. *NH411M*FORCE SILVER METALLIC | 1 | - | ----- 3J,4J | |
| | 61100-MCE-000ZB | *PB284C*...CANDY PHOENIX BLUE | 1 | - | ----- J,2J | |
| 4 | 61101-MCE-000 | PLATE, FR. FENDER | 2 | 2 | 1008000 | |
| | 61101-MCE-010 | | 2 | 2 | 1008001 | |
| 5 | 61102-MCE-300 | CUSHION, FR. FENDER | 2 | 2 | | |
| | | (BLACK) | | | | |



① Address number

- Address No. is provided (in place of the page No.) to help you refer to the part with the part No. or part name.

② Block title ③ Block number

④ Service item/Flat rate time

⑤ Reference number

- Title number marked with the parenthesis or parentheses indicates that it continues from the previous page.

⑥ Part number ⑦ Honda color code

⑧ Description

⑨ Assemblies

- Sections framed with broken lines in the exploded view drawings are available as complete assemblies. (Their individual parts can also be obtained.)

⑩ Color description

⑪ Note

- Notes are shown with the parentheses in the part name column.

⑫ Required quantity

- Reqd. QTY shown in the parenthesis or parentheses indicates the optional part.
- Reqd. QTY marked with "N" indicates the optional part that should be selected as needed.
- Reqd. QTY indicates the number of the part used in the block.

⑬ Serial number

⑭ Parts catalogue code

- When the parts catalogue code column is blank, it indicates that the part is applicable to all codes.

⑮

- Parts enclosed within a dotted line are covered in a different block.


⑯

- A hollow arrow indicates the block No. for the parts enclosed within a dotted line .

⑰

- A solid arrow indicates the block No. the part in question is connected to.

When the parts were revised



| Ref. No. | Part No. | Description | Reqd. QTY | | Serial No. |
|----------|-----------------|--|-----------|-----|--------------|
| | | | CB400 SFX | SFY | |
| 1 | 45156-MCE-000 | CLAMPER, R. FR. BRAKE HOSE .. | 1 | 1 | |
| 2 | 45157-MCE-000 | CLAMPER, L. FR. BRAKE HOSE .. | 1 | 1 | |
| 3 | 61100-MCE-000ZA | FENDER COMP., FR. *NH411M*FORCE SILVER METALLIC | 1 | - | -----3J,4J |
| | 61100-MCE-000ZB | *PB284C*...CANDY PHOENIX BLUE | 1 | - | -----J,2J |
| 4 | 61101-MCE-000 | PLATE, FR. FENDER (###)..... | 2 | 2 | -----1008000 |
| | 61101-MCE-010 | | 2 | 2 | -----1008001 |
| 5 | 61102-MCE-300 | CUSHION, FR. FENDER (BLACK) | 2 | 2 | |
| 6 | 61105-MCE-000 | STAY, FR. FENDER MOUNTING ... | 2 | 2 | |
| 7 | 61107-MR7-000 | COLLAR (6.5) | 4 | 4 | |
| 8 | 96001-06020-00 | BOLT, FLANGE, 6X20 | 4 | 4 | |


The number has been used from the initial model without revision.

When shown at the left side, it is applicable to the models of No.1008001 and the subsequent numbers.

When shown at the right side, it is applicable to the models up to No.1008000.

The parts listed with "###" at the end of the parts name have limited supply period (parts not for sale).

Abbreviations used in the parts catalogue

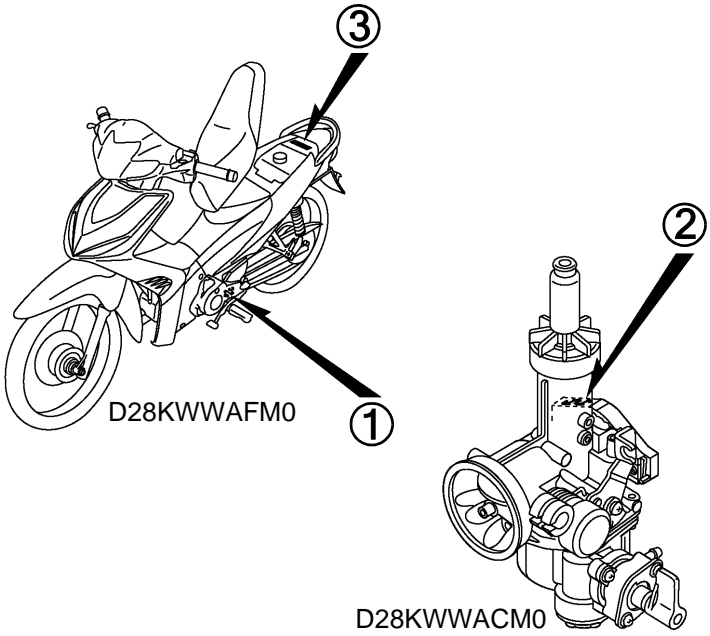
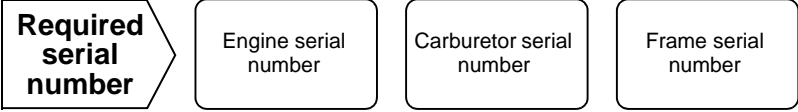
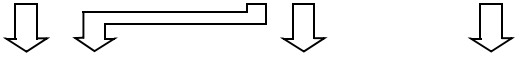
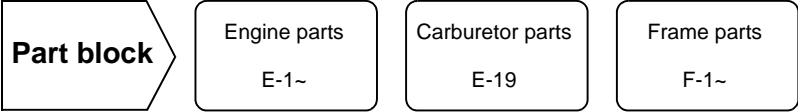


* "L." or "R." in the description of a part stands for the LEFT hand side or the RIGHT hand side. Determine the left or right as if you were in the motorcycle seat.

The following abbreviations are used in this parts catalogue.

- | | |
|---|----------------------------------|
| A Ampere | L.Left |
| ABS Anti-lock brake system | L (100L) .Link (100 Links) |
| A.C. Alternating current | L.E.D.Light emitted diode |
| A.M. Attaching mark | MMMillimeter |
| ASSY. Assembly | MPHMiles per hour |
| C.D.I. Capacitive discharge ignition | R.Right |
| COMP. ... Complete | RR.Rear |
| D.C. Direct current | STD.Standard |
| EX. Exhaust | T (22T) ...Tooth (22 Teeth) |
| FR. Front | TCSTraction control system |
| G Gram | T.M.Transcript mark |
| HEX. Hexagonal | VVolt |
| IN. Inlet | WWatt |
| KPH Kilometers per hour | WLWith labelling |
| | WOLWithout labelling |

Part block and serial number check



Models, parts catalogue codes and applicable serial numbers

Models, parts catalogue codes and applicable serial Nos. given in this parts catalogue can be identified as follows.

Parts with parts catalogue codes are exclusive for models destined for countries designated.

If no area codes are listed, parts are for common use.

| Model | Area code | Type | Applicable engine serial No. | Applicable frame serial No. | Applicable carburetor identification No. |
|------------|-----------|----------|------------------------------|-----------------------------|--|
| AFX110CSA | CSMA | Malaysia | JC46E-4000001~ | PMKJC468*AB000001~ | PB7UE A |
| AFX110MCSA | MCSMA | Malaysia | JC46E-5000001~ | PMKJC469*AB000001~ | |
| AFX110SA | SMA | Malaysia | JC46E-4000001~ | PMKJC464*AB000001~ | |

* Of carburetor/throttle body identification numbers, only the portions underlined in the example below are used for registration.

PB7UE A KC 7

Color chart

- When ordering a colored part, refer to the chart below and use a part number consisting of the relevant basic part number to which has been added a part color code.

AFX110CS (AFX110CSA)

| No. | MODEL | | AFX110CSA | | | | | | |
|-----|---------------------------|----------------|------------------------------|---------------------------------|------------------------------|--------------------------|------------------------|----------------------|----------|
| | COLOR | | Euphoria red metallic R-339M | Mariana purple metallic PB-383M | Pearl fadeless white NH-341P | Applicable model | | Applicable block No. | Ref. No. |
| | CODE | | R339 | PB383 | NH341 | Initial applicable model | Final applicable model | | |
| | Name of colored parts | Basic part No. | | | | | | | |
| 1 | COVER SET, FR. TOP | 64200-KWW-D10 | ZA | ZB | ZC | | | F-27 | 2 |
| 2 | COVER SET, L. BODY | 64650-KWW-D10 | ZA | ZB | ZC | | | F-15 | 13 |
| 3 | COVER SET, L. CENTER SIDE | 64355-KWW-D10 | ZA | ZB | ZB | | | F-15 | 6 |
| 4 | COVER SET, R. BODY | 64600-KWW-D10 | ZA | ZB | ZC | | | F-15 | 12 |
| 5 | COVER SET, R. CENTER SIDE | 64350-KWW-D10 | ZA | ZB | ZB | | | F-15 | 5 |
| 6 | COVER, FR. HANDLE | 53205-KWW-D30 | ZC | ZB | ZA | | | F-5 | 7 |
| 7 | COVER, FR. MAIN PIPE | 64310-KWW-A00 | ZC | ZC | ZC | | | F-28 | 1 |
| 8 | COVER, FR. TOP | 64500-KWW-V01 | ZC | ZB | ZA | | | F-27 | 3 |
| 9 | COVER, FR. UPPER | 64550-KWW-V00 | ZA | ZA | ZA | | | F-27 | 5 |
| 10 | COVER, HANDLE TOP | 53203-KWW-A00 | ZX | ZW | ZV | | | F-5 | 6 |
| 11 | COVER, L. BODY | 64420-KWW-A00 | ZW | ZV | ZU | | | F-15 | 8 |
| 12 | COVER, L. CENTER SIDE | 64330-KWW-A00 | ZF | ZF | ZF | | | F-15 | 3 |
| 13 | COVER, L. MAIN PIPE SIDE | 64450-KWW-A00 | ZF | ZF | ZF | | | F-28 | 6 |
| 14 | COVER, R. BODY | 64410-KWW-A00 | ZV | ZU | ZT | | | F-15 | 7 |
| 15 | COVER, R. CENTER SIDE | 64325-KWW-A00 | ZF | ZF | ZF | | | F-15 | 2 |
| 16 | COVER, R. MAIN PIPE SIDE | 64400-KWW-A00 | ZF | ZF | ZF | | | F-28 | 5 |
| 17 | COVER, RR. HANDLE | 53206-KWW-D30 | ZA | ZA | ZA | | | F-5 | 8 |
| 18 | COVER, TAIL | 33708-KWW-600 | ZN | ZM | ZL | | | F-15 | 1 |
| 19 | FENDER A, FR. | 61100-KWW-A00 | ZW | ZV | ZU | | | F-7 | 3 |
| 20 | FENDER SET, RR. | 80110-KWW-D10 | ZA | ZA | ZA | | | F-23 | 2 |

AFX110CS (AFX110CSA)

| No. | MODEL | | AFX110CSA | | | | | | |
|-----|--------------------------|----------------|---------------------------------------|--|---------------------------------------|--------------------------------|------------------------------|----------------------------|-------------|
| | COLOR | | Euphoria red metallic R-339M | Mariana purple metallic PB-383M | Pearl fadeless white NH-341P | Applicable model | | Applicable block No. | Ref. No. |
| | CODE | | | | | Initial applicable model | Final applicable model | | |
| | Name of colored parts | Basic part No. | R339 | PB383 | NH341 | | | | |
| 21 | HOLDER, L. PILLION STEP | 50716-KWW-V00 | ZA | ZA | ZA | | | F-19 | 8 |
| 22 | HOLDER, R. PILLION STEP | 50715-KWW-V00 | ZA | ZA | ZA | | | F-19 | 15 |
| 23 | LABEL, ENGINE STARTER | 87513-KTL-M00 | ZB | ZB | ZB | | | F-30 | 3 |
| 24 | LOUVER, FR. TOP | 64520-KWW-V00 | ZA | ZA | ZA | | | F-27 | 4 |
| 25 | MARK | 87120-KWW-D10 | ZA | ZA | ZA | | | F-31 | 11 |
| 26 | MARK, DRIVE CAUTION | 87560-KW7-950 | ZC | ZC | ZC | | | F-30 | 4 |
| 27 | MARK, HONDA | 87110-KWW-D10 | ZA | ZA | ZA | | | F-31 | 5 |
| 28 | MARK, HONDA | 87121-KWW-D10 | ZA | ZA | ZB | | | F-31 | 12 |
| 29 | PANEL COMP., RR. BRAKE | 43100-KPH-700 | ZC | ZC | ZC | | | F-11 | 4 |
| 30 | STRIPE, L. BODY COVER | 87108-KWW-D10 | ZA | ZB | ZC | | | F-31 | 4 |
| 31 | STRIPE, L. CENTER SIDE | 87104-KWW-D10 | ZA | ZB | ZB | | | F-31 | 2 |
| 32 | STRIPE, L. FR. TOP COVER | 87114-KWW-D10 | ZA | ZB | ZC | | | F-31 | 9 |
| 33 | STRIPE, R. BODY COVER | 87107-KWW-D10 | ZA | ZB | ZC | | | F-31 | 3 |
| 34 | STRIPE, R. CENTER SIDE | 87103-KWW-D10 | ZA | ZB | ZB | | | F-31 | 1 |
| 35 | STRIPE, R. FR. TOP COVER | 87113-KWW-D10 | ZA | ZB | ZC | | | F-31 | 7 |
| 36 | SWINGARM SET, RR. | 52200-KWW-D30 | ZA | ZA | ZA | | | F-21 | 8 |
| 37 | WHEEL SUB ASSY., FR. | 44650-KWW-D10 | ZA | ZA | ZA | | | F-10-1 | 5 |
| 38 | WHEEL SUB ASSY., RR. | 42650-KWW-D10 | ZA | ZA | ZA | | | F-12-1 | 9 |

AFX110MCS (AFX110MCSA)

| No. | MODEL | | AFX110MCSA | | | | | | |
|-----|------------------------------|----------------|---------------------------------------|--|---------------------------------------|--------------------------------|------------------------------|----------------------------|-------------|
| | COLOR | | Euphoria red metallic R-339M | Mariana purple metallic PB-383M | Pearl fadeless white NH-341P | Applicable model | | Applicable block No. | Ref. No. |
| | CODE | | | | | Initial applicable model | Final applicable model | | |
| | Name of colored parts | Basic part No. | R339 | PB383 | NH341 | | | | |
| 1 | COVER SET, FR. TOP | 64200-KWW-D10 | ZA | ZB | ZC | | | F-27 | 2 |
| 2 | COVER SET, L. BODY | 64650-KWW-D10 | ZA | ZB | ZC | | | F-15 | 13 |
| 3 | COVER SET, L. CENTER SIDE | 64355-KWW-D10 | ZA | ZB | ZB | | | F-15 | 6 |
| 4 | COVER SET, L. MAIN PIPE SIDE | 64305-KWW-D10 | ZA | ZA | ZA | | | F-28 | 16 |
| 5 | COVER SET, R. BODY | 64600-KWW-D10 | ZA | ZB | ZC | | | F-15 | 12 |
| 6 | COVER SET, R. CENTER SIDE | 64350-KWW-D10 | ZA | ZB | ZB | | | F-15 | 5 |
| 7 | COVER SET, R. MAIN PIPE SIDE | 64300-KWW-D10 | ZA | ZA | ZA | | | F-28 | 15 |
| 8 | COVER, FR. HANDLE | 53205-KWW-D30 | ZC | ZB | ZA | | | F-5 | 7 |
| 9 | COVER, FR. MAIN PIPE | 64310-KWW-A00 | ZC | ZC | ZC | | | F-28 | 1 |
| 10 | COVER, FR. TOP | 64500-KWW-V01 | ZC | ZB | ZA | | | F-27 | 3 |
| 11 | COVER, FR. UPPER | 64550-KWW-V00 | ZA | ZA | ZA | | | F-27 | 5 |
| 12 | COVER, HANDLE TOP | 53203-KWW-A00 | ZX | ZW | ZV | | | F-5 | 6 |
| 13 | COVER, L. BODY | 64420-KWW-A00 | ZW | ZV | ZU | | | F-15 | 8 |
| 14 | COVER, L. CENTER SIDE | 64330-KWW-A00 | ZF | ZF | ZF | | | F-15 | 3 |
| 15 | COVER, L. MAIN PIPE SIDE | 64450-KWW-A00 | ZF | ZF | ZF | | | F-28 | 6 |
| 16 | COVER, R. BODY | 64410-KWW-A00 | ZV | ZU | ZT | | | F-15 | 7 |
| 17 | COVER, R. CENTER SIDE | 64325-KWW-A00 | ZF | ZF | ZF | | | F-15 | 2 |
| 18 | COVER, R. MAIN PIPE SIDE | 64400-KWW-A00 | ZF | ZF | ZF | | | F-28 | 5 |
| 19 | COVER, RR. HANDLE | 53206-KWW-D30 | ZA | ZA | ZA | | | F-5 | 8 |
| 20 | COVER, TAIL | 33708-KWW-600 | ZN | ZM | ZL | | | F-15 | 1 |
| 21 | FENDER A, FR. | 61100-KWW-A00 | ZW | ZV | ZU | | | F-7 | 3 |
| 22 | FENDER SET, RR. | 80110-KWW-D10 | ZA | ZA | ZA | | | F-23 | 2 |
| 23 | HOLDER, L. PILLION STEP | 50716-KWW-V00 | ZA | ZA | ZA | | | F-19 | 8 |
| 24 | HOLDER, R. PILLION STEP | 50715-KWW-V00 | ZA | ZA | ZA | | | F-19 | 15 |
| 25 | LABEL, ENGINE STARTER | 87513-KTL-M00 | ZB | ZB | ZB | | | F-30 | 3 |

AFX110MCS (AFX110MCSA)

| No. | MODEL | | AFX110MCSA | | | | | | |
|-----|--------------------------|----------------|---------------------------------------|--|---------------------------------------|--------------------------------|------------------------------|----------------------------|-------------|
| | COLOR | | Euphoria red metallic R-339M | Mariana purple metallic PB-383M | Pearl fadeless white NH-341P | Applicable model | | Applicable block No. | Ref. No. |
| | CODE | | | | | Initial applicable model | Final applicable model | | |
| | Name of colored parts | Basic part No. | R339 | PB383 | NH341 | | | | |
| 26 | LOUVER, FR. TOP | 64520-KWW-V00 | ZA | ZA | ZA | | | F-27 | 4 |
| 27 | MARK | 87120-KWW-D10 | ZA | ZA | ZA | | | F-31 | 11 |
| 28 | MARK, DRIVE CAUTION | 87560-KW7-950 | ZC | ZC | ZC | | | F-30 | 4 |
| 29 | MARK, ELECTRIC STARTER | 87111-KWY-770 | ZA | ZA | ZA | | | F-31 | 6 |
| 30 | MARK, HONDA | 87110-KWW-D10 | ZA | ZA | ZA | | | F-31 | 5 |
| 31 | MARK, HONDA | 87121-KWW-D10 | ZA | ZA | ZB | | | F-31 | 12 |
| 32 | PANEL COMP., RR. BRAKE | 43100-KPH-700 | ZC | ZC | ZC | | | F-11 | 4 |
| 33 | STRIPE, L. BODY COVER | 87108-KWW-D10 | ZA | ZB | ZC | | | F-31 | 4 |
| 34 | STRIPE, L. CENTER SIDE | 87104-KWW-D10 | ZA | ZB | ZB | | | F-31 | 2 |
| 35 | STRIPE, L. FR. TOP COVER | 87114-KWW-D10 | ZA | ZB | ZC | | | F-31 | 9 |
| 36 | STRIPE, R. BODY COVER | 87107-KWW-D10 | ZA | ZB | ZC | | | F-31 | 3 |
| 37 | STRIPE, R. CENTER SIDE | 87103-KWW-D10 | ZA | ZB | ZB | | | F-31 | 1 |
| 38 | STRIPE, R. FR. TOP COVER | 87113-KWW-D10 | ZA | ZB | ZC | | | F-31 | 7 |
| 39 | SWINGARM SET, RR. | 52200-KWW-D30 | ZA | ZA | ZA | | | F-21 | 8 |
| 40 | WHEEL SUB ASSY., FR. | 44650-KWW-D10 | ZA | ZA | ZA | | | F-10-1 | 5 |
| 41 | WHEEL SUB ASSY., RR. | 42650-KWW-D10 | ZA | ZA | ZA | | | F-12-1 | 9 |

AFX110S (AFX110SA)

| No. | MODEL | | AFX110SA | | | | | | | |
|-----|---------------------------|----------------|--------------|------------------------|----------------------|---------------------|--------------------------|------------------------|----------------------|----------|
| | COLOR | | Vivacity red | Pearl magellanic black | Pearl fadeless white | Vital blue metallic | Applicable model | | Applicable block No. | Ref. No. |
| | CODE | | R-331 | NH-A69P | NH-341P | B-206M | Initial applicable model | Final applicable model | | |
| | Name of colored parts | Basic part No. | R331 | NHA69 | NH341 | B206 | | | | |
| 1 | COVER SET, FR. TOP | 64200-KWW-D20 | ZA | ZB | ZC | ZD | | | F-27 | 2 |
| 2 | COVER SET, L. BODY | 64650-KWW-D10 | ZD | ZE | ZC | ZF | | | F-15 | 13 |
| 3 | COVER SET, L. CENTER SIDE | 64355-KWW-D10 | ZA | ZB | ZB | ZB | | | F-15 | 6 |
| 4 | COVER SET, R. BODY | 64600-KWW-D10 | ZD | ZE | ZC | ZF | | | F-15 | 12 |
| 5 | COVER SET, R. CENTER SIDE | 64350-KWW-D10 | ZA | ZB | ZB | ZB | | | F-15 | 5 |
| 6 | COVER, FR. HANDLE | 53205-KWW-D30 | ZF | ZE | ZA | ZD | | | F-5 | 7 |
| 7 | COVER, FR. MAIN PIPE | 64310-KWW-A00 | ZD | ZD | ZD | ZD | | | F-28 | 1 |
| 8 | COVER, FR. TOP | 64500-KWW-V01 | ZF | ZE | ZA | ZD | | | F-27 | 3 |
| 9 | COVER, FR. UPPER | 64550-KWW-V00 | ZA | ZA | ZA | ZA | | | F-27 | 5 |
| 10 | COVER, HANDLE TOP | 53203-KWW-A00 | YA | ZQ | ZV | ZY | | | F-5 | 6 |
| 11 | COVER, L. BODY | 64420-KWW-A00 | ZX | ZQ | ZU | ZB | | | F-15 | 8 |
| 12 | COVER, L. CENTER SIDE | 64330-KWW-A00 | ZF | ZF | ZF | ZF | | | F-15 | 3 |
| 13 | COVER, L. MAIN PIPE SIDE | 64450-KWW-A00 | ZF | ZF | ZF | ZF | | | F-28 | 6 |
| 14 | COVER, R. BODY | 64410-KWW-A00 | ZX | ZP | ZT | ZW | | | F-15 | 7 |
| 15 | COVER, R. CENTER SIDE | 64325-KWW-A00 | ZF | ZF | ZF | ZF | | | F-15 | 2 |
| 16 | COVER, R. MAIN PIPE SIDE | 64400-KWW-A00 | ZF | ZF | ZF | ZF | | | F-28 | 5 |
| 17 | COVER, RR. HANDLE | 53206-KWW-D30 | ZB | ZB | ZB | ZB | | | F-5 | 8 |
| 18 | COVER, TAIL | 33708-KWW-600 | ZQ | ZG | ZL | ZP | | | F-15 | 1 |
| 19 | FENDER A, FR. | 61100-KWW-A00 | ZX | ZP | ZU | ZL | | | F-7 | 3 |
| 20 | FENDER SET, RR. | 80110-KWW-D10 | ZA | ZA | ZA | ZA | | | F-23 | 2 |
| 21 | HOLDER, L. PILLION STEP | 50716-KWW-V00 | ZB | ZB | ZB | ZB | | | F-19 | 8 |
| 22 | HOLDER, R. PILLION STEP | 50715-KWW-V00 | ZB | ZB | ZB | ZB | | | F-19 | 15 |
| 23 | HUB SUB ASSY., FR. WHEEL | 44635-KWW-B30 | ZA | ZA | ZA | ZA | | | F-10 | 6 |
| 24 | HUB SUB ASSY., RR. | 42635-KWB-600 | ZA | ZA | ZA | ZA | | | F-12 | 9 |
| 25 | LABEL, ENGINE STARTER | 87513-KTL-M00 | ZA | ZA | ZA | ZA | | | F-30 | 3 |

AFX110S (AFX110SA)

| No. | MODEL | | AFX110SA | | | | | | | Applicable block No. | Ref. No. |
|-----|--------------------------|----------------|--------------|------------------------|----------------------|---------------------|--------------------------|------------------------|------|----------------------|----------|
| | COLOR | | Vivacity red | Pearl magellanic black | Pearl fadeless white | Vital blue metallic | Applicable model | | | | |
| | CODE | | R-331 | NH-A69P | NH-341P | B-206M | Initial applicable model | Final applicable model | | | |
| | Name of colored parts | Basic part No. | R331 | NHA69 | NH341 | B206 | | | | | |
| 26 | LOUVER, FR. TOP | 64520-KWW-V00 | ZB | ZB | ZB | ZB | | | F-27 | 4 | |
| 27 | MARK | 87120-KWW-D10 | ZA | ZA | ZA | ZA | | | F-31 | 11 | |
| 28 | MARK, DRIVE CAUTION | 87560-KW7-950 | ZB | ZB | ZB | ZB | | | F-30 | 4 | |
| 29 | MARK, HONDA | 87110-KWW-D10 | ZA | ZA | ZA | ZA | | | F-31 | 5 | |
| 30 | MARK, HONDA | 87121-KWW-D10 | ZA | ZA | ZB | ZA | | | F-31 | 12 | |
| 31 | PANEL COMP., RR. BRAKE | 43100-KPH-700 | ZA | ZA | ZA | ZA | | | F-11 | 4 | |
| 32 | STRIPE, L. BODY COVER | 87108-KWW-D10 | ZD | ZE | ZC | ZF | | | F-31 | 4 | |
| 33 | STRIPE, L. CENTER SIDE | 87104-KWW-D10 | ZA | ZB | ZB | ZB | | | F-31 | 2 | |
| 34 | STRIPE, L. FR. TOP COVER | 87114-KWW-D20 | ZA | ZB | ZC | ZD | | | F-31 | 10 | |
| 35 | STRIPE, R. BODY COVER | 87107-KWW-D10 | ZD | ZE | ZC | ZF | | | F-31 | 3 | |
| 36 | STRIPE, R. CENTER SIDE | 87103-KWW-D10 | ZA | ZB | ZB | ZB | | | F-31 | 1 | |
| 37 | STRIPE, R. FR. TOP COVER | 87113-KWW-D20 | ZA | ZB | ZC | ZD | | | F-31 | 8 | |
| 38 | SWINGARM SET, RR. | 52200-KWW-D30 | ZB | ZB | ZB | ZB | | | F-21 | 8 | |
| 39 | WHEEL SUB ASSY., FR. | 44650-KWW-B30 | ZA | ZA | ZA | ZA | | | F-10 | 7 | |
| 40 | WHEEL SUB ASSY., RR. | 42650-KWW-B20 | ZA | ZA | ZA | ZA | | | F-12 | 10 | |

Fuel hose, general purpose hoses and vinyl hose

- The standard part fuel hose, general purpose hose and vinyl hose may be substituted by the coiled bulk part.
- When ordering the standard part fuel hose, general purpose hose and vinyl hose use the bulk part number written in the parts catalogue in brackets () underneath the part name, or use the catalogue below.
(The bulk part standard length is 1 m, however, those displayed in the catalogue < > are available in 3 m and 8 m lengths.)
- When exchanging the hose, cut and use at the specified length as mentioned in the part name.
(For the method of cutting the bulk part, and method of filling out orders etc., please refer to the service manual and the instructions issued with the bulk part.)
- The list below is a catalogue of the standard part numbers and bulk part numbers. Note that those numbers are applicable to the listed replacement parts only.

| Fuel hoses/Tubes | | | |
|-------------------|---|---------------------|-------------|
| Standard part No. | Bulk part No. | Bulk part | |
| | | Inner diameter (mm) | Length (m) |
| 95001-30xxx-2x | 95001-30001-20M | 3.0 | 1 |
| 95001-30xxx-3x | 95001-30001-30M | 3.0 | 1 |
| 95001-30xxx-4x | 95001-30001-40M | 3.0 | 1 |
| 95001-35xxx-2x | 95001-35001-50M <95001-35003-50M> | 3.5 | 1 3 |
| 95001-35xxx-3x | 95001-35001-60M <95001-35003-60M> | 3.5 | 1 3 |
| 95001-35xxx-4x | 95001-35001-60M <95001-35003-60M> | 3.5 | 1 3 |
| 95001-35xxx-5x | 95001-35001-50M <95001-35003-50M> | 3.5 | 1 3 |
| 95001-35xxx-6x | 95001-35001-60M <95001-35003-60M> | 3.5 | 1 3 |
| 95001-45xxx-2x | 95001-45001-50M <95001-45003-50M> | 4.5 | 1 3 |
| 95001-45xxx-3x | 95001-45001-60M <95001-45003-60M> <95001-45008-60M> | 4.5 | 1 3 8 |
| 95001-45xxx-4x | 95001-45001-60M <95001-45003-60M> <95001-45008-60M> | 4.5 | 1 3 8 |
| 95001-45xxx-5x | 95001-45001-50M <95001-45003-50M> | 4.5 | 1 3 |
| 95001-45xxx-6x | 95001-45001-60M <95001-45003-60M> <95001-45008-60M> | 4.5 | 1 3 8 |
| 95001-55xxx-2x | 95001-55001-50M <95001-55003-50M> <95001-55008-50M> | 5.5 | 1 3 8 |

| Fuel hoses/Tubes | | | |
|-------------------|---|---------------------|-------------|
| Standard part No. | Bulk part No. | Bulk part | |
| | | Inner diameter (mm) | Length (m) |
| 95001-55xxx-3x | 95001-55001-60M <95001-55003-60M> <95001-55008-60M> | 5.5 | 1 3 8 |
| 95001-55xxx-4x | 95001-55001-60M <95001-55003-60M> <95001-55008-60M> | 5.5 | 1 3 8 |
| 95001-55xxx-5x | 95001-55001-50M <95001-55003-50M> <95001-55008-50M> | 5.5 | 1 3 8 |
| 95001-55xxx-6x | 95001-55001-60M <95001-55003-60M> <95001-55008-60M> | 5.5 | 1 3 8 |
| 95001-75xxx-2x | 95001-75001-50M <95001-75003-50M> | 7.5 | 1 3 |
| 95001-75xxx-3x | 95001-75001-60M <95001-75003-60M> <95001-75008-60M> | 7.5 | 1 3 8 |
| 95001-75xxx-4x | 95001-75001-60M <95001-75003-60M> <95001-75008-60M> | 7.5 | 1 3 8 |
| 95001-75xxx-5x | 95001-75001-50M <95001-75003-50M> | 7.5 | 1 3 |
| 95001-75xxx-6x | 95001-75001-60M <95001-75003-60M> <95001-75008-60M> | 7.5 | 1 3 8 |
| 95001-80xxx-2x | 95001-80001-50M | 8.0 | 1 |
| 95001-80xxx-3x | 95001-80001-60M | 8.0 | 1 |
| 95001-80xxx-4x | 95001-80001-60M | 8.0 | 1 |
| 95001-80xxx-5x | 95001-80001-50M | 8.0 | 1 |
| 95001-80xxx-6x | 95001-80001-60M | 8.0 | 1 |

| Vinyl tube | | | | |
|-------------------|---|-----------------------|----------------------|-------------|
| Standard part No. | Bulk part No. | Bulk part | | |
| | | Inner dia- meter (mm) | Outer dia-meter (mm) | Length (m) |
| 95003-01xxx-3x | 95003-01001-60M <95003-01003-60M> | 2.9 | 6.8 | 1 3 |
| 95003-01xxx-60 | 95003-01001-60M <95003-01003-60M> | 2.9 | 6.8 | 1 3 |
| 95003-03xxx-3x | 95003-03001-60M <95003-03003-60M> | 3.0 | 6.0 | 1 3 |
| 95003-03xxx-60 | 95003-03001-60M <95003-03003-60M> | 3.0 | 6.0 | 1 3 |
| 95003-05xxx-3x | 95003-05001-60M <95003-05003-60M> <95003-05008-60M> | 3.5 | 6.5 | 1 3 8 |
| 95003-05xxx-60 | 95003-05001-60M <95003-05003-60M> <95003-05008-60M> | 3.5 | 6.5 | 1 3 8 |
| 95003-07xxx-1x | 95003-07001-10M <95003-07003-10M> <95003-07008-10M> | 4.0 | 7.0 | 1 3 8 |
| 95003-07xxx-20 | 95003-07001-10M <95003-07003-10M> <95003-07008-10M> | 4.0 | 7.0 | 1 3 8 |
| 95003-07xxx-3x | 95003-07001-60M <95003-07003-60M> <95003-07008-60M> | 4.0 | 7.0 | 1 3 8 |
| 95003-07xxx-60 | 95003-07001-60M <95003-07003-60M> <95003-07008-60M> | 4.0 | 7.0 | 1 3 8 |
| 95003-07xxx-7x | 95003-07001-70M <95003-07003-70M> <95003-07008-70M> | 4.0 | 7.0 | 1 3 8 |
| 95003-08xxx-1x | 95003-08001-10M <95003-08003-10M> <95003-08008-10M> | 4.5 | 6.5 | 1 3 8 |
| 95003-09xxx-3x | 95003-09001-60M <95003-09003-60M> | 4.5 | 8.0 | 1 3 |
| 95003-09xxx-60 | 95003-09001-60M <95003-09003-60M> | 4.5 | 8.0 | 1 3 |
| 95003-10xxx-1x | 95003-10001-10M <95003-10003-10M> | 5.0 | 8.0 | 1 3 |
| 95003-10xxx-20 | 95003-10001-10M <95003-10003-10M> | 5.0 | 8.0 | 1 3 |
| 95003-10xxx-3x | 95003-10001-60M <95003-10003-60M> | 5.0 | 8.0 | 1 3 |
| 95003-10xxx-60 | 95003-10001-60M <95003-10003-60M> | 5.0 | 8.0 | 1 3 |
| 95003-11xxx-3x | 95003-11001-60M <95003-11003-60M> <95003-11008-60M> | 5.0 | 9.0 | 1 3 8 |
| 95003-11xxx-60 | 95003-11001-60M <95003-11003-60M> <95003-11008-60M> | 5.0 | 9.0 | 1 3 8 |
| 95003-12xxx-1x | 95003-12001-10M <95003-12003-10M> <95003-12008-10M> | 5.0 | 7.0 | 1 3 8 |
| 95003-12xxx-20 | 95003-12001-10M <95003-12003-10M> <95003-12008-10M> | 5.0 | 7.0 | 1 3 8 |

| Vinyl tube | | | | |
|-------------------|---|-----------------------|----------------------|-------------|
| Standard part No. | Bulk part No. | Bulk part | | |
| | | Inner dia- meter (mm) | Outer dia-meter (mm) | Length (m) |
| 95003-14xxx-1x | 95003-14001-10M <95003-14003-10M> | 6.0 | 9.0 | 1 3 |
| 95003-14xxx-20 | 95003-14001-10M <95003-14003-10M> | 6.0 | 9.0 | 1 3 |
| 95003-14xxx-3x | 95003-14001-60M <95003-14003-60M> | 6.0 | 9.0 | 1 3 |
| 95003-17xxx-1x | 95003-17001-10M <95003-17003-10M> | 7.0 | 9.0 | 1 3 |
| 95003-19xxx-1x | 95003-19001-10M <95003-19003-10M> <95003-19008-10M> | 7.0 | 11.0 | 1 3 8 |
| 95003-19xxx-20 | 95003-19001-10M <95003-19003-10M> <95003-19008-10M> | 7.0 | 11.0 | 1 3 8 |
| 95003-19xxx-3x | 95003-19001-60M <95003-19003-60M> <95003-19008-60M> | 7.0 | 11.0 | 1 3 8 |
| 95003-19xxx-60 | 95003-19001-60M <95003-19003-60M> <95003-19008-60M> | 7.0 | 11.0 | 1 3 8 |
| 95003-21xxx-1x | 95003-21001-10M <95003-21003-10M> | 8.0 | 9.0 | 1 3 |
| 95003-21xxx-20 | 95003-21001-10M <95003-21003-10M> | 8.0 | 9.0 | 1 3 |
| 95003-23xxx-1x | 95003-23001-10M <95003-23003-10M> | 8.0 | 12.0 | 1 3 |
| 95003-23xxx-20 | 95003-23001-10M <95003-23003-10M> | 8.0 | 12.0 | 1 3 |
| 95003-23xxx-3x | 95003-23001-60M <95003-23003-60M> <95003-23008-60M> | 8.0 | 12.0 | 1 3 8 |
| 95003-23xxx-60 | 95003-23001-60M <95003-23003-60M> <95003-23008-60M> | 8.0 | 12.0 | 1 3 8 |
| 95003-25xxx-1x | 95003-25001-10M <95003-25003-10M> | 9.0 | 11.0 | 1 3 |
| 95003-25xxx-20 | 95003-25001-10M <95003-25003-10M> | 9.0 | 11.0 | 1 3 |
| 95003-25xxx-3x | 95003-25001-60M <95003-25003-60M> | 9.0 | 11.0 | 1 3 |
| 95003-25xxx-7x | 95003-25001-70M <95003-25003-70M> | 9.0 | 11.0 | 1 3 |
| 95003-27xxx-1x | 95003-27001-10M <95003-27003-10M> | 9.0 | 13.0 | 1 3 |
| 95003-27xxx-20 | 95003-27001-10M <95003-27003-10M> | 9.0 | 13.0 | 1 3 |
| 95003-27xxx-3x | 95003-27001-60M <95003-27003-60M> | 9.0 | 13.0 | 1 3 |
| 95003-27xxx-60 | 95003-27001-60M <95003-27003-60M> | 9.0 | 13.0 | 1 3 |
| 95003-33xxx-1x | 95003-33001-10M <95003-33003-10M> | 10.0 | 14.0 | 1 3 |
| 95003-33xxx-20 | 95003-33001-10M <95003-33003-10M> | 10.0 | 14.0 | 1 3 |

| Vinyl tube | | | | |
|-------------------|---|-----------------------|----------------------|-------------|
| Standard part No. | Bulk part No. | Bulk part | | |
| | | Inner dia- meter (mm) | Outer dia-meter (mm) | Length (m) |
| 95003-36xxx-1x | 95003-36001-10M <95003-36003-10M> <95003-36008-10M> | 11.0 | 13.0 | 1 3 8 |
| 95003-36xxx-20 | 95003-36001-10M <95003-36003-10M> <95003-36008-10M> | 11.0 | 13.0 | 1 3 8 |
| 95003-37xxx-3x | 95003-37001-60M <95003-37003-60M> | 11.0 | 15.0 | 1 3 |
| 95003-37xxx-60 | 95003-37001-60M <95003-37003-60M> | 11.0 | 15.0 | 1 3 |
| 95003-38xxx-1x | 95003-38001-10M <95003-38003-10M> | 12.0 | 13.0 | 1 3 |
| 95003-38xxx-20 | 95003-38001-10M <95003-38003-10M> | 12.0 | 13.0 | 1 3 |
| 95003-39xxx-1x | 95003-39001-10M <95003-39003-10M> | 12.0 | 14.0 | 1 3 |
| 95003-39xxx-20 | 95003-39001-10M <95003-39003-10M> | 12.0 | 14.0 | 1 3 |
| 95003-40xxx-20 | 95003-40001-10M <95003-40003-10M> | 12.0 | 16.0 | 1 3 |
| 95003-40xxx-3x | 95003-40001-60M <95003-40003-60M> | 12.0 | 16.0 | 1 3 |
| 95003-40xxx-60 | 95003-40001-60M <95003-40003-60M> | 12.0 | 16.0 | 1 3 |
| 95003-43xxx-1x | 95003-43001-10M <95003-43003-10M> <95003-43008-10M> | 13.0 | 15.0 | 1 3 8 |
| 95003-43xxx-20 | 95003-43001-10M <95003-43003-10M> <95003-43008-10M> | 13.0 | 15.0 | 1 3 8 |
| 95003-45xxx-1x | 95003-45001-10M <95003-45003-10M> <95003-45008-10M> | 14.0 | 18.0 | 1 3 8 |
| 95003-45xxx-20 | 95003-45001-10M <95003-45003-10M> <95003-45008-10M> | 14.0 | 18.0 | 1 3 8 |
| 95003-50xxx-1x | 95003-50001-10M <95003-50003-10M> | 16.0 | 19.0 | 1 3 |
| 95003-50xxx-20 | 95003-50001-10M <95003-50003-10M> | 16.0 | 19.0 | 1 3 |
| 95003-50xxx-3x | 95003-50001-60M <95003-50003-60M> | 16.0 | 19.0 | 1 3 |
| 95003-55xxx-1x | 95003-55001-10M <95003-55003-10M> | 17.5 | 20.5 | 1 3 |
| 95003-55xxx-20 | 95003-55001-10M <95003-55003-10M> | 17.5 | 20.5 | 1 3 |
| 95003-60xxx-1x | 95003-60001-10M <95003-60003-10M> | 22.0 | 27.0 | 1 3 |
| 95003-60xxx-20 | 95003-60001-10M <95003-60003-10M> | 22.0 | 27.0 | 1 3 |
| 95003-60xxx-3x | 95003-60001-60M <95003-60003-60M> | 22.0 | 27.0 | 1 3 |
| 95003-60xxx-60 | 95003-60001-60M <95003-60003-60M> | 22.0 | 27.0 | 1 3 |

| General purpose hoses | | | |
|-----------------------|---|---------------------|-------------|
| Standard part No. | Bulk part No. | Bulk part | |
| | | Inner diameter (mm) | Length (m) |
| 95005-11xxx-3x | 95005-11001-30M | 11.0 | 1 |
| 95005-11xxx-5x | 95005-11001-50M | 11.0 | 1 |
| 95005-12xxx-1x | 95005-12001-10M <95005-12003-10M> | 12.0 | 1 3 |
| 95005-12xxx-2x | 95005-12001-20M | 12.0 | 1 |
| 95005-12xxx-3x | 95005-12001-30M | 12.0 | 1 |
| 95005-12xxx-5x | 95005-12001-50M | 12.0 | 1 |
| 95005-14xxx-1x | 95005-14001-10M | 14.0 | 1 |
| 95005-14xxx-2x | 95005-14001-20M <95005-14003-20M> | 14.0 | 1 3 |
| 95005-14xxx-3x | 95005-14001-30M | 14.0 | 1 |
| 95005-14xxx-5x | 95005-14001-50M | 14.0 | 1 |
| 95005-17xxx-1x | 95005-17001-10M | 17.0 | 1 |
| 95005-17xxx-2x | 95005-17001-20M | 17.0 | 1 |
| 95005-17xxx-3x | 95005-17001-30M | 17.0 | 1 |
| 95005-17xxx-5x | 95005-17001-50M | 17.0 | 1 |
| 95005-30xxx-3x | 95005-30001-30M | 3.0 | 1 |
| 95005-30xxx-5x | 95005-30001-50M | 3.0 | 1 |
| 95005-35xxx-1x | 95005-35001-10M <95005-35003-10M> <95005-35008-10M> | 3.5 | 1 3 8 |
| 95005-35xxx-2x | 95005-35001-20M | 3.5 | 1 |
| 95005-35xxx-3x | 95005-35001-30M | 3.5 | 1 |
| 95005-35xxx-4x | 95005-35001-10M <95005-35003-10M> <95005-35008-10M> | 3.5 | 1 3 8 |
| 95005-35xxx-5x | 95005-35001-50M | 3.5 | 1 |
| 95005-45xxx-1x | 95005-45001-10M <95005-45003-10M> <95005-45008-10M> | 4.5 | 1 3 8 |
| 95005-45xxx-2x | 95005-45001-20M | 4.5 | 1 |
| 95005-45xxx-3x | 95005-45001-30M | 4.5 | 1 |

| General purpose hoses | | | |
|-----------------------|---|---------------------|-------------|
| Standard part No. | Bulk part No. | Bulk part | |
| | | Inner diameter (mm) | Length (m) |
| 95005-45xxx-4x | 95005-45001-10M <95005-45003-10M> <95005-45008-10M> | 4.5 | 1 3 8 |
| 95005-45xxx-5x | 95005-45001-50M | 4.5 | 1 |
| 95005-50xxx-3x | 95005-50001-30M <95005-50003-30M> | 5.0 | 1 3 |
| 95005-50xxx-5x | 95005-50001-50M | 5.0 | 1 |
| 95005-55xxx-1x | 95005-55001-10M <95005-55003-10M> <95005-55008-10M> | 5.3 | 1 3 8 |
| 95005-55xxx-2x | 95005-55001-20M <95005-55003-20M> | 5.3 | 1 3 |
| 95005-55xxx-4x | 95005-55001-10M <95005-55003-10M> <95005-55008-10M> | 5.3 | 1 3 8 |
| 95005-65xxx-1x | 95005-65001-10M <95005-65003-10M> | 6.5 | 1 3 |
| 95005-65xxx-2x | 95005-65001-20M | 6.5 | 1 |
| 95005-70xxx-3x | 95005-70001-30M <95005-70003-30M> | 7.0 | 1 3 |
| 95005-70xxx-5x | 95005-70001-50M | 7.0 | 1 |
| 95005-75xxx-1x | 95005-75001-10M <95005-75003-10M> | 7.3 | 1 3 |
| 95005-75xxx-2x | 95005-75001-20M | 7.3 | 1 |
| 95005-80xxx-1x | 95005-80001-10M <95005-80003-10M> | 8.0 | 1 3 |
| 95005-80xxx-2x | 95005-80001-20M | 8.0 | 1 |
| 95005-80xxx-3x | 95005-80001-30M | 8.0 | 1 |
| 95005-80xxx-5x | 95005-80001-50M | 8.0 | 1 |
| 95005-91xxx-3x | 95005-91001-30M | 12.0 | 1 |
| 95005-91xxx-5x | 95005-91001-50M | 12.0 | 1 |
| 95005-92xxx-3x | 95005-92001-30M | 12.0 | 1 |
| 95005-92xxx-5x | 95005-92001-50M | 12.0 | 1 |

NOTE: X is displayed to represent the omitted numerals and letters of the roman alphabet.

⊙ **CAUTION: It is DANGEROUS to confuse the fuel hose with the general purpose hose or vinyl hose.**

Never use a general purpose hose or vinyl hose in place of a fuel hose or vice versa. Always use the correct bulk part in the parts catalogue, according to the service manual or the instructions issued with the bulk part.

• Bulk part number of fuel hose, general purpose hose and vinyl hose.

(Example)

95001-75001-50M

Bulk part number: Refers to the bulk part.

Marking code (hose type): (fuel hose and general purpose hose)

Change code (for added hose): (Vinyl hose)

- Indicates number mark or change sequence, however, the code for the bulk part must be strictly 0 (zero).

Types of code:

- Fuel hose
 - 2: Red outside braid (3 mm inside dia. only)
 - 5: Black inside braid
 - 3: Red (3 mm inside dia. only)
 - 4: Ash gray with red stripe (3 mm inside dia. only)
 - 6: Black
- Vinyl hose
 - 1: Clear
 - 2: Black
 - 3: Light red
 - 6: Light red
 - 7: Pale black
- General hose
 - 1: Ash gray
 - 2: Ash gray
 - 3: Black
 - 5: Black

Lengths: 001: 1 m (standard)
003: 3 m
008: 8 m

I.D code: (fuel hose and general purpose hose)

- 30: 3.0 mm
- 35: 3.5 mm
- 45: 4.5 mm
- 50: 5.0 mm
- 55: 5.3 mm, 5.5 mm
- 65: 6.5 mm
- 70: 7.0 mm
- 75: 7.3 mm, 7.5 mm
- 80: 8.0 mm
- 11: 11 mm
- 91: 12 mm (outside dia. 15) mm
- 92: 12 mm (outside dia. 16) mm
- 12: 12 mm (outside dia. 17) mm
- 14: 14 mm
- 17: 17 mm

ID./OD. code: (vinyl hose)

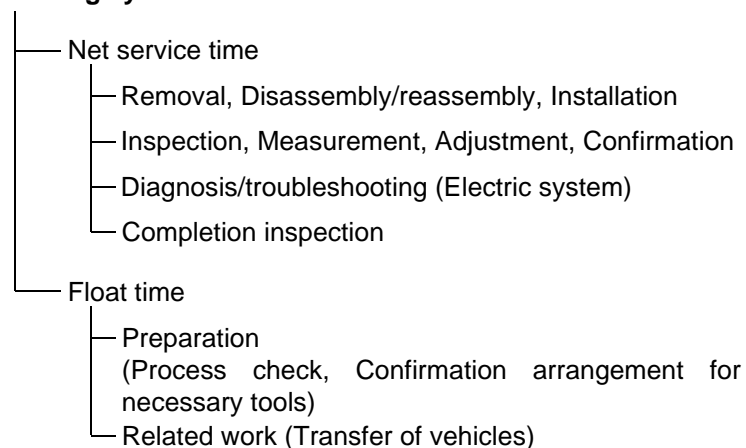
- 01: ID. 2.9, OD. 6.8 mm
- 03: ID. 3.0, OD. 6.0 mm
- 05: ID. 3.5, OD. 6.5 mm
- 07: ID. 4.0, OD. 7.0 mm
- 08: ID. 4.5, OD. 6.5 mm
- 09: ID. 4.5, OD. 8.0 mm
- 12: ID. 5.0, OD. 7.0 mm
- 10: ID. 5.0, OD. 8.0 mm
- 11: ID. 5.0, OD. 9.0 mm
- 14: ID. 6.0, OD. 9.0 mm
- 17: ID. 7.0, OD. 9.0 mm
- 19: ID. 7.0, OD. 11.0 mm
- 21: ID. 8.0, OD. 9.0 mm
- 23: ID. 8.0, OD. 12.0 mm
- 25: ID. 9.0, OD. 11.0 mm
- 27: ID. 9.0, OD. 13.0 mm
- 33: ID. 10.0, OD. 14.0 mm
- 36: ID. 11.0, OD. 13.0 mm
- 37: ID. 11.0, OD. 15.0 mm
- 38: ID. 12.0, OD. 13.0 mm
- 39: ID. 12.0, OD. 14.0 mm
- 40: ID. 12.0, OD. 16.0 mm
- 43: ID. 13.0, OD. 15.0 mm
- 45: ID. 14.0, OD. 18.0 mm
- 50: ID. 16.0, OD. 19.0 mm
- 55: ID. 17.5, OD. 20.5 mm
- 60: ID. 22.0, OD. 27.0 mm

Hose type: 1: Fuel hose
3: Vinyl hose
5: General hose

FLAT RATE SERVICE TIME

Flat rate service time (FRT) means the standard time required to service a MC, which is listed in this manual to help the dealers control the actual working process and calculate the service charge by using it as a guide.

FRT setting system



* Float time is set by multiplying the net service time by a given coefficient.

Editorial style

The service items shown in the text are listed with the exchange work time for the repair sales parts as the subject. Other representative service items not using repair parts (removal/installation, adjustment, inspection/measuring, and other work) are listed collectively in the list in the preface, classified according to the work.

FRT setting standard

- Decimal system (in unit of 0.1) is adopted to set FRT as it is convenient to calculate the wage.
Example: (0.1) → 6 minutes, (0.2) → 12 minutes
[Labor cost per hour] x [FRT] = [Wage]
- FRT is set with a hand tool.
- Service items and FRT can be subject to change depending on development of tools and service equipment and improvement in service procedure.

Work procedure

- As the work procedure is set with the work time according to the method in the separate Service Manual, refer to this Manual as required.
- Work methods permitting servicing in the shortest time still permitting assurance of safe work and product warranty are used for the setting of service items not listed in the Service Manual.
- Work basically is to be performed by one person, and when two or more people are required, setting is done as the total time for the number of people.
- The set value for the technological level of the workers uses a person with three years of experience in the repair of Honda vehicles as the standard.
- Special tools and service equipment used to set FRT are those specified or recommended in Service Manual.

Service item whose FRT is not presented

- Accessories and service parts that are not listed to use in this manual.
- Locations with little aging deterioration or breakage during normal use.
- Service work that can be finished by one touch.
- Service work that is seldom done (i.e. extremely small causes of trouble and service frequency).

* When FRT is not presented, please calculate wages based on appropriate actual work time

Operation not included of FRT

- Oil and coolant water draining, Waiting time for warming up operation and etc..
- Additional operation that involves removal/installation of standard exterior equipment.
- Indirect time spent for service by visiting the customer, trade-in, and delivery of a MC.
- Indirect time required for ordering and delivery of parts.
- Cost for grease, adhesive agent, etc. used for service work.

**Explanation of FRT by using an example
(The example may differ from the actual presented items)**

| Ref. No. | L.O.N. | (Relative ref. Number) Description | F.R.T. |
|----------|---------|---|--------|
| ② | 111118 | (1, 3, 4, 7) CAMSHAFT 4.5 | ② |
| ③ | 111118A | ⑥ • Includes: Valve clearance adjustment Replace rocker arm add 1.0 | ⑤ |

- ① Reference No. of the illustration of part that shows location of the replacement work.
- ② FRT is an abbreviation of Flat Rate Time indicating the standard service time required for the replacement.
- ③ LON is an abbreviation of Labor Operation Number, and it is a classification of the service items by the work unit code.

The same operation code is used regardless of the models.

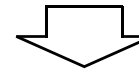
Standard operation is indicated with 6 digits code, and additional operation is indicated with 7 digits code.
- ④ Indicating the camshaft replacement and FRT4.5.
- ⑤ Indicating FRT1.0 that will be added when additional operation (replace rocker arm) is done in association with camshaft replacement.

- ⑥ Indicating work contents that are included in the service item.
- ⑦ Indicating a reference No. whose operation and time are the same as FRT4.5 for the camshaft.

(The application range is limited to the service items without an LON setting within a same block.)

**How to refer to the service item by using the sample
(camshaft replacement)**

Open to the page of the block where the camshaft's spare part illustration is shown.



Look for the camshaft illustration, and refer to the service item and FRT that agree with the reference No.

Indication mark for the listing of service items that continues to the following page

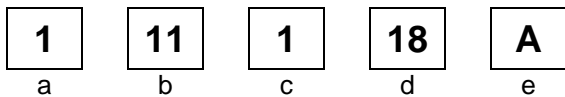
| Ref. No. | L.O.N. | (Relative ref. Number) Description | F.R.T. |
|----------|--------|------------------------------------|--------|
| 2 | 111118 | CAMSHAFT | 4.5 |
| | . | . | . |
| | . | . | . |

+
Mark indicated at the last line.

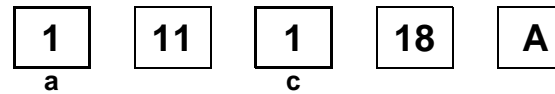
Indication of the block with no setting of FRT

| Ref. No. | L.O.N. | (Relative ref. Number) Description | F.R.T. |
|----------------------|--------|------------------------------------|--------|
| NO INFORMATION | | | |

• LON code system



- a) Category code..... Engine
- b) Location/function code Engine upper
- c) Operation code..... Replace
- d) Operation sequence number (Unit code can be shown with alphabet) camshaft (No regular rule of code)
- e) Additional code replace rocker arm (No regular rule of code)



a) Category codes and classification

| Code | Category |
|------|---------------------|
| 1 | Engine |
| 2 | Transmission |
| 3 | Fuel & Exhaust |
| 4 | Frame & Body |
| 5 | Steering/Suspension |
| 6 | Electrical |
| 7 | Wheels/Brakes |
| 8 | Controls/instrument |
| 9 | - |
| 0 | - |

c) Operation codes and classification

| Code | Operation category |
|------|--|
| 1 | Replace, Removal/Installation, Change |
| 2 | Overhaul |
| 3 | Adjust, Balance |
| 4 | (Paint-related work: Top-coat) |
| 5 | Test, Inspect/diagnose, Measurement, Check |
| 6 | (Overhaul-related work: Rebore) |
| 7 | (Overhaul-related work: Reseal) |
| 8 | (Resurface) |
| 9 | (Paint-related work: Refinish) |
| 0 | Repair, Cleaning, Air bleeding |

Major service items without using spare parts

(1) Removal/Installation, (2) Adjustment,
(3) Inspection/Measurement, (4) Overhaul, (5) Other work

E: Engine, F: Frame

* OPERATIONS OTHER THAN REPLACING PARTS

(1) Removal and installation

Set for the configuration with the parts removed from the vehicle.

| | LON | DESCRIPTION | FRT |
|---|--------|---|-----|
| E | 1101E5 | TILTING ENGINE ASSEMBLY-REMOVAL/INSTALLATION INCLUDES: All necessary adjustment | 1.2 |
| | 1111K0 | CYLINDER HEAD ASSEMBLY-REMOVAL/INSTALLATION | 0.8 |
| | 3111D6 | CARBURETOR ASSEMBLY-REMOVAL/INSTALLATION | 0.5 |
| | 1101E6 | CRANKCASE SEPARATION INCLUDES: Engine removal and installation | 2.7 |

(2) Adjustment

| | LON | DESCRIPTION | FRT |
|---|--------|--|-----|
| E | 3113A0 | CARBURETOR IDLE-ADJUSTMENT | 0.1 |
| | 2123A0 | CLUTCH-ADJUSTMENT | 0.1 |
| | 6143A1 | SPARK PLUG-ADJUSTMENT/CLEANING | 0.1 |
| | 1113A0 | VALVE CLEARANCE-ADJUSTMENT NOTE: For 1 vehicle | 0.3 |
| F | 6163A0 | HEADLIGHT-AIMING | 0.1 |
| | 2133A0 | DRIVE CHAIN-ADJUSTMENT | 0.1 |
| | 7113A1 | REAR BRAKE-ADJUSTMENT EXCLUDES: Rear brake shoe adjustment | 0.1 |
| | 3113A3 | THROTTLE OPERATION-ADJUSTMENT | 0.1 |

(3) Inspection, Measurement

| | LON | DESCRIPTION | FRT |
|---|--------|---|-----|
| E | 1115A0 | COMPRESSION PRESSURE-MEASUREMENT | 0.1 |
| | 3115A0 | CARBURETOR FLOAT LEVEL-MEASUREMENT | 0.6 |
| | 6145A0 | IGNITION TIMING-INSPECTION | 0.2 |
| | 1135A0 | ENGINE OIL-INSPECTION EXCLUDES: Oil change | 0.1 |
| F | 7115A0 | BRAKE OPERATION-TEST | 0.1 |
| | 6105A0 | BATTERY-CHECKING OF ELECTROLYTE LEVEL & CHARGE | 0.2 |

(4) Overhaul

Work condition: The required Measurements, inspections, adjustments, and cleaning/washing of each part are performed, including the main body removal/installation work and the replacement of defective parts.

| | LON | DESCRIPTION | FRT |
|---|--------|--|-----|
| E | 311200 | CARBURETOR-OVERHAUL INCLUDES: All necessary adjustment | 0.9 |

(5) Other work

| | LON | DESCRIPTION | FRT |
|---|--------|-----------------------------------|-----|
| E | 1130A1 | OIL FILTER SCREEN-CLEANING | 0.6 |
| F | 3120A0 | CLEANER ELEMENT-CLEANING | 0.2 |
| | 7110A0 | FRONT BRAKE-AIR BLEEDING | 0.2 |

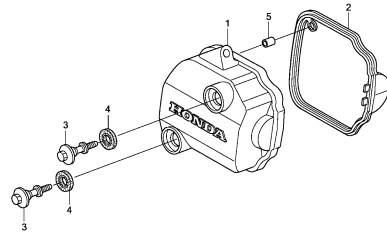
ENGINE GROUP

C 6

E-1

CYLINDER HEAD COVER

D 1

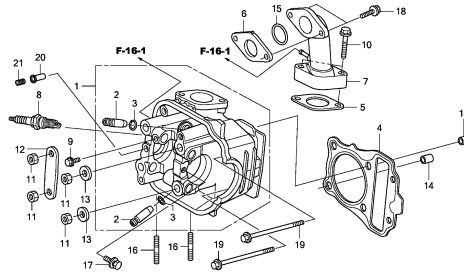


KWVME0100

E-2

CYLINDER HEAD

D 2

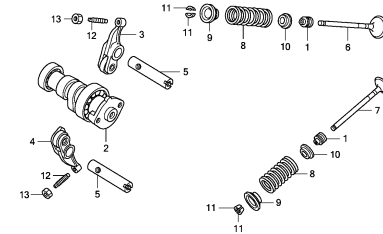


KWVME0200

E-3

CAMSHAFT/VALVE

D 3

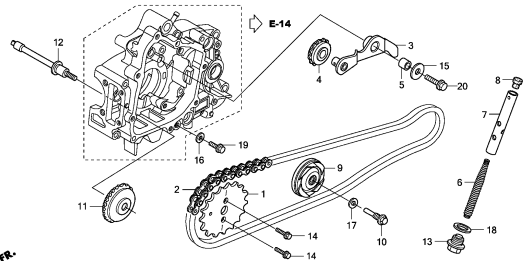


KWVME0300

E-4

CAM CHAIN/TENSIONER

D 4

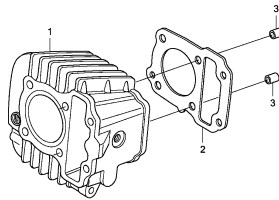


KWVME0400

E-5

CYLINDER

D 5

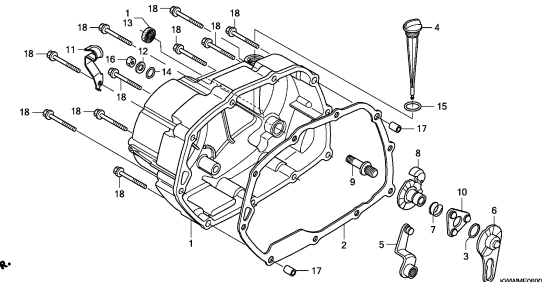


KWVME0500

E-6

RIGHT CRANKCASE COVER

D 6

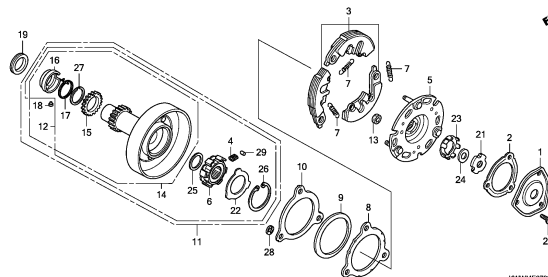


KWVME0600

E-7

ONE WAY CLUTCH

D 7

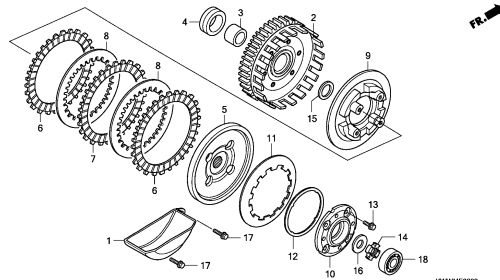


KWVME0700

E-8

CLUTCH(F.C.C.)

D10

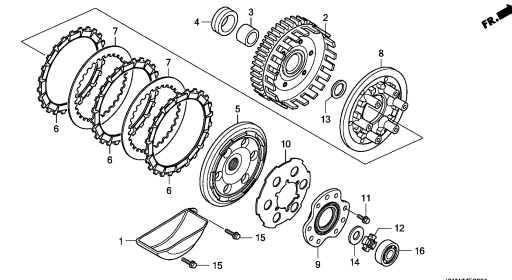


KWVME0800

E-8-1

CLUTCH(EXEDY)

D11



KWVME0901

2

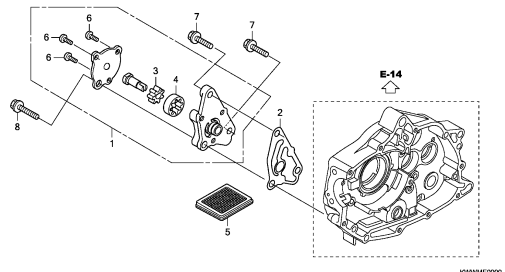
ENGINE GROUP

C 7

E-9

OIL PUMP

D12

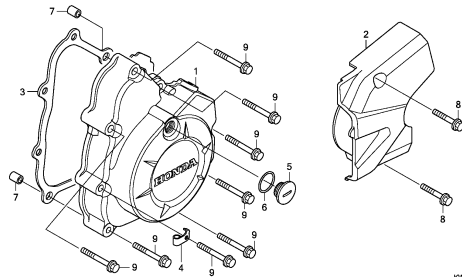


KWVME090

E-10

LEFT CRANKCASE COVER

D13

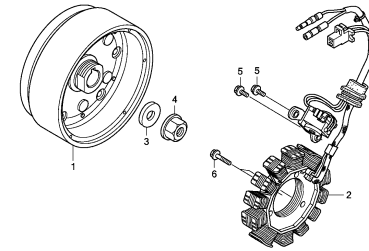


KWVME100

E-11

GENERATOR

D14

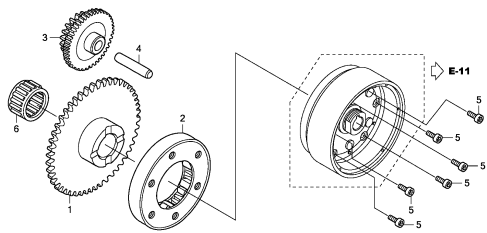


KWVME100

E-12

STARTING CLUTCH

D15

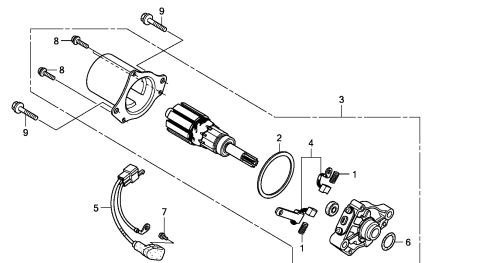


KWVME1200

E-13

STARTER MOTOR

D16

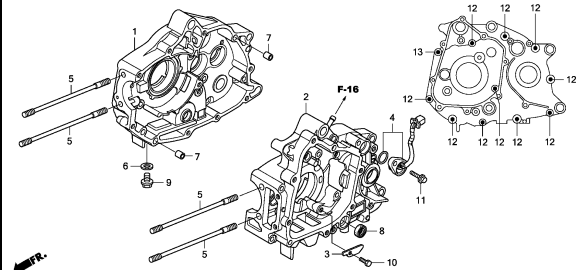


KWVME1300

E-14

CRANKCASE

E 1

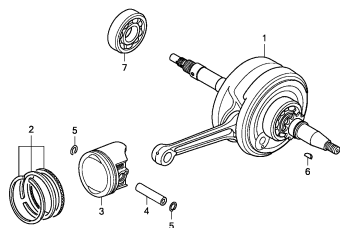


KWVME1600

E-15

CRANKSHAFT/PISTON

E 2

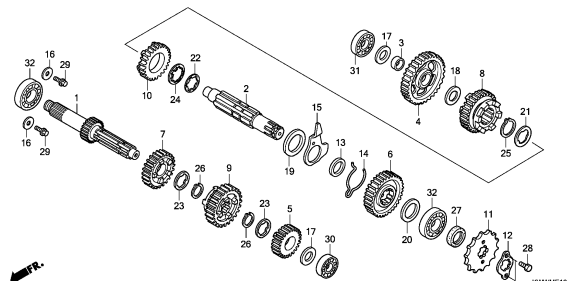


KWVME1500

E-16

TRANSMISSION

E 4

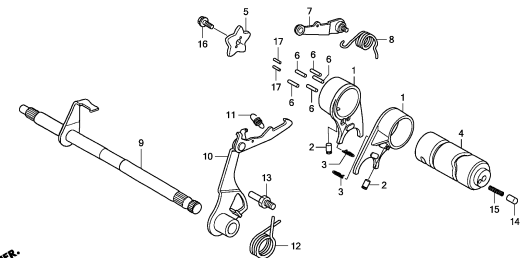


KWVME1600

E-17

GEARSHIFT DRUM

E 6



KWVME1700

2

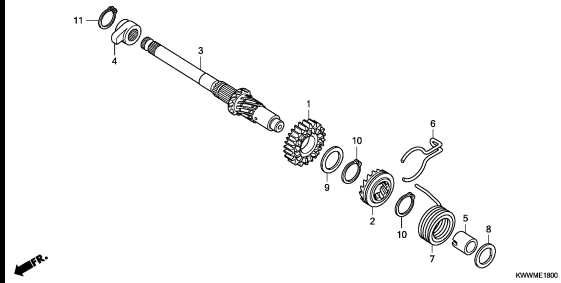
ENGINE GROUP

C 8

E-18

KICK STARTER SPINDLE

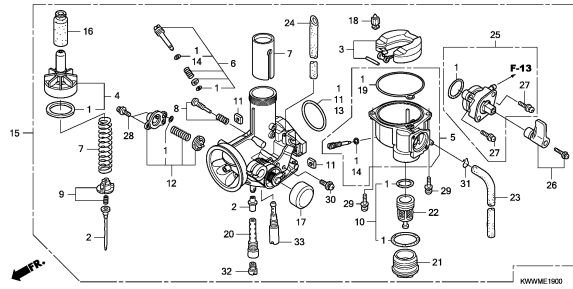
E 7



E-19

CARBURETOR

E 8



2

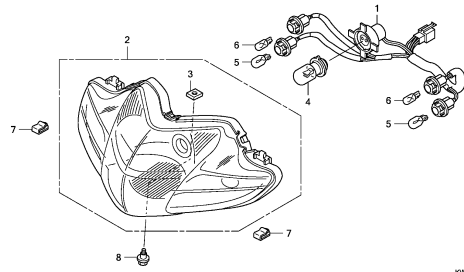
FRAME GROUP

C 9

F-1

HEADLIGHT

F 1

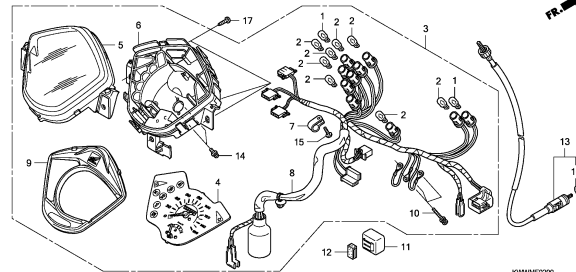


KWMMF0100

F-2

METER

F 2

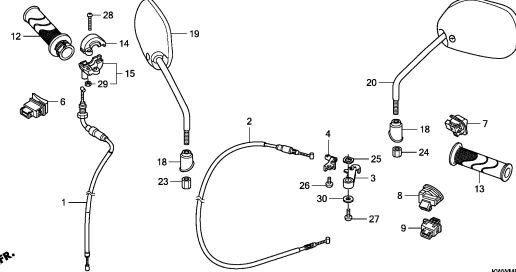


KWMMF0200

F-3

SWITCH/CABLE/MIRROR

F 3

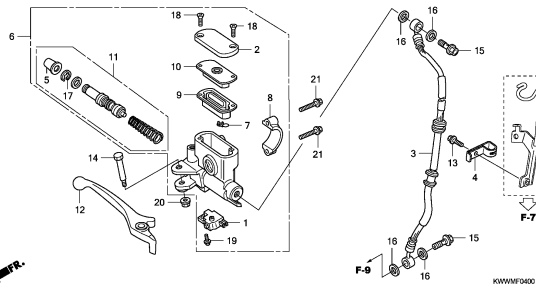


KWMMF0300

F-4

FRONT BRAKE MASTER CYLINDER

F 4

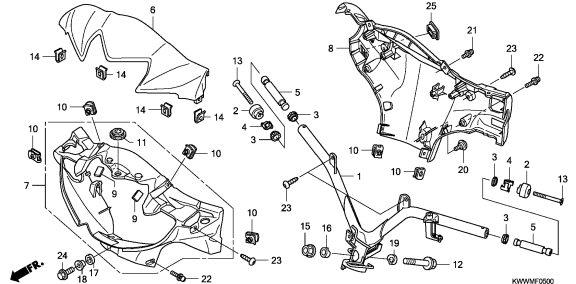


KWMMF0400

F-5

HANDLE PIPE/HANDLE COVER

F 5

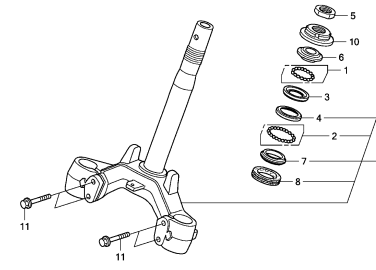


KWMMF0500

F-6

STEERING STEM

F 7

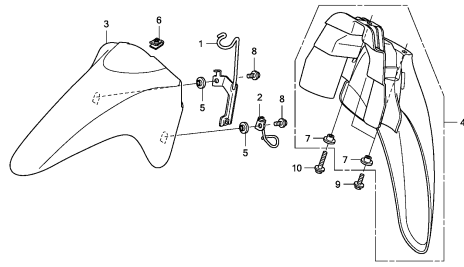


KWMMF0600

F-7

FRONT FENDER

F 8

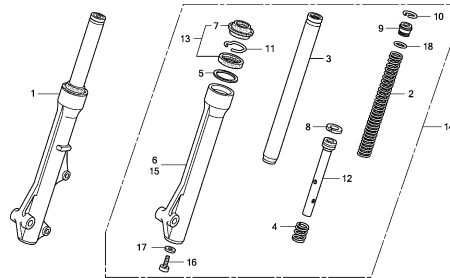


KWMMF0700

F-8

FRONT FORK

F 9

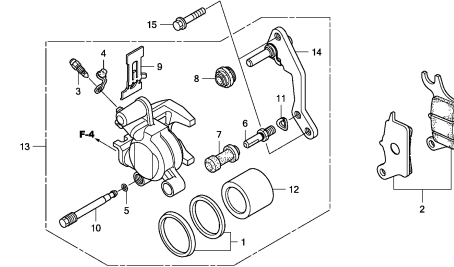


KWMMF0800

F-9

FRONT BRAKE CALIPER

F10



KWMMF0900

3

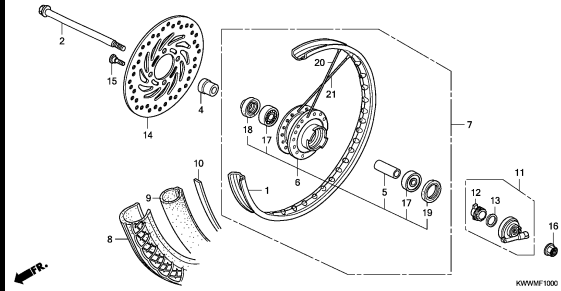
FRAME GROUP

C10

F-10

FRONT WHEEL(AFX110S)

F11

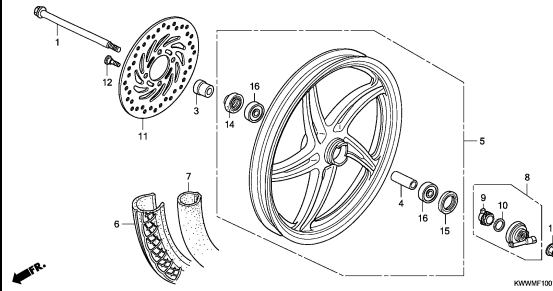


KWWMF 1000

F-10-1

FRONT WHEEL(AFX110CS/MCS)

F13

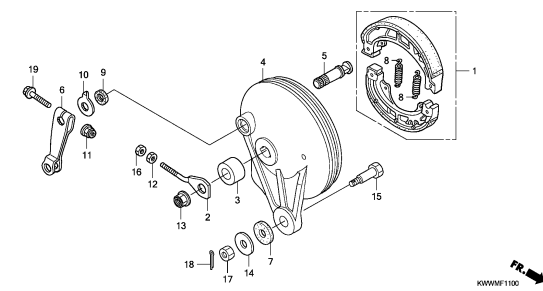


KWWMF 1001

F-11

REAR BRAKE PANEL

F14

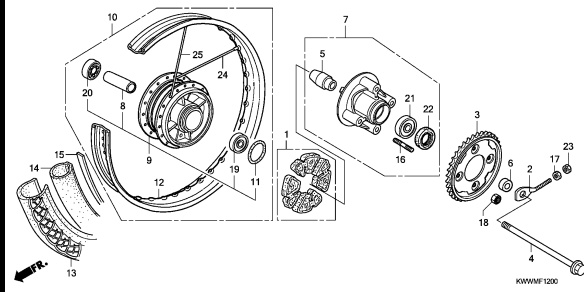


KWWMF 1100

F-12

REAR WHEEL(AFX110S)

F15

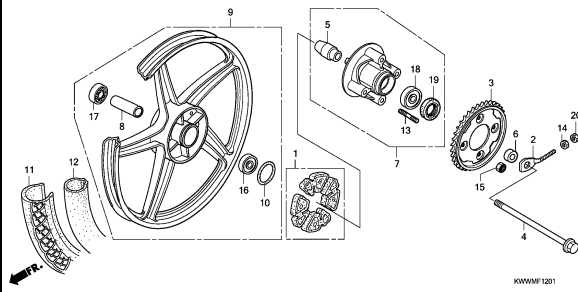


KWWMF 1200

F-12-1

REAR WHEEL(AFX110CS/MCS)

G 1

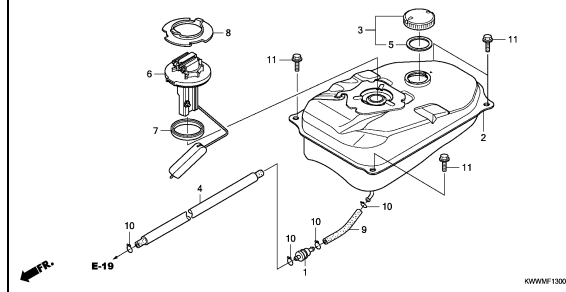


KWWMF 1201

F-13

FUEL TANK

G 3

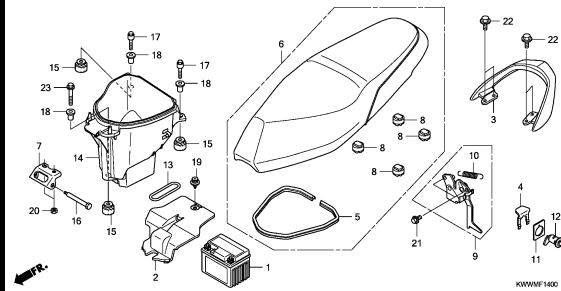


KWWMF 1300

F-14

SEAT/BATTERY

G 4

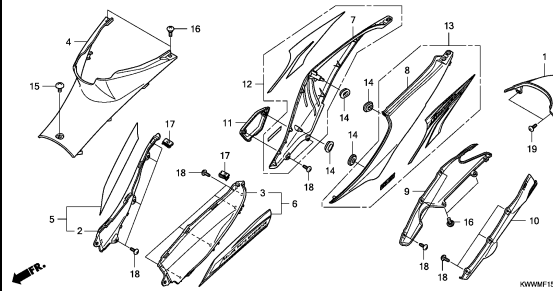


KWWMF 1400

F-15

BODY COVER

G 5

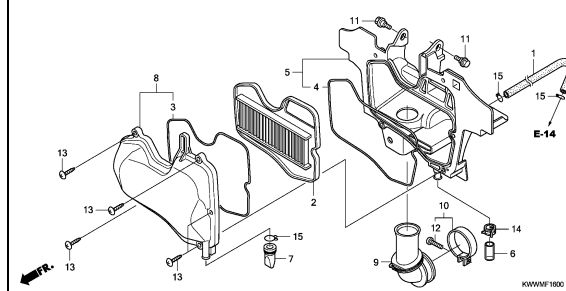


KWWMF 1500

F-16

AIR CLEANER

G 7



KWWMF 1600

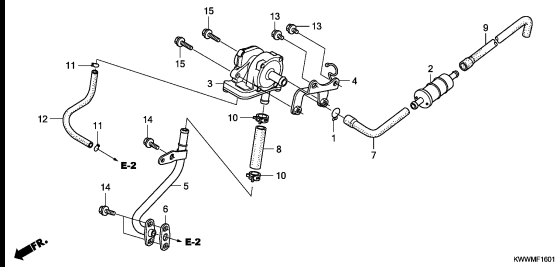
FRAME GROUP

C11

F-16-1

AIR SUCTION VALVE

G 8

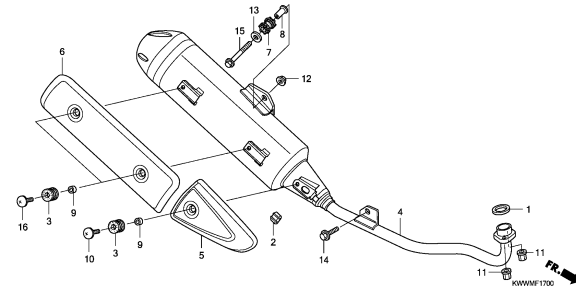


KWMWF1601

F-17

EXHAUST MUFFLER

G 9

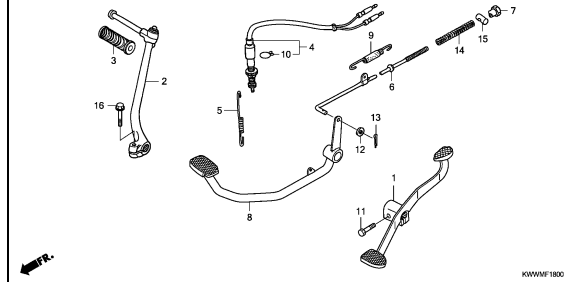


KWMWF1700

F-18

PEDAL/KICK ARM

G10

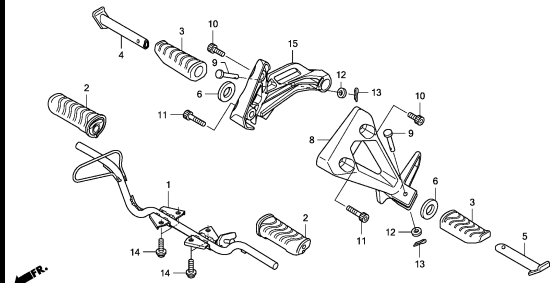


KWMWF1800

F-19

STEP

G11

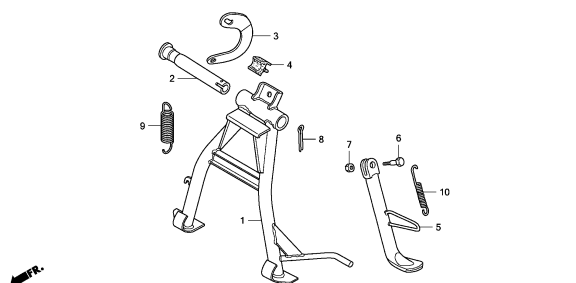


KWMWF1900

F-20

STAND

G12

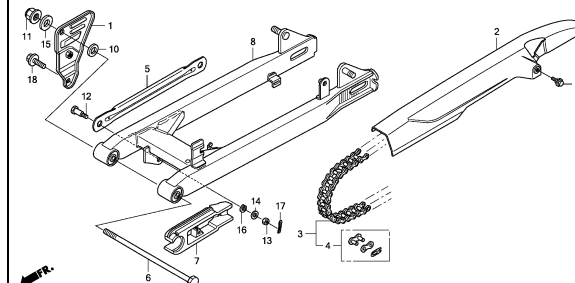


KWMWF2000

F-21

SWINGARM

G13

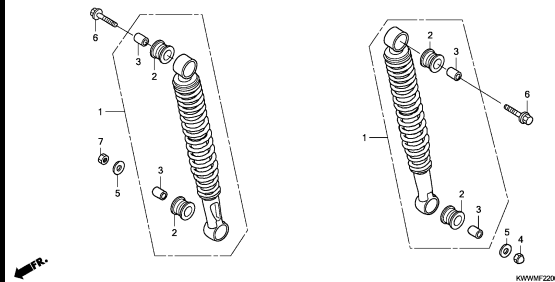


KWMWF2100

F-22

REAR CUSHION

G14

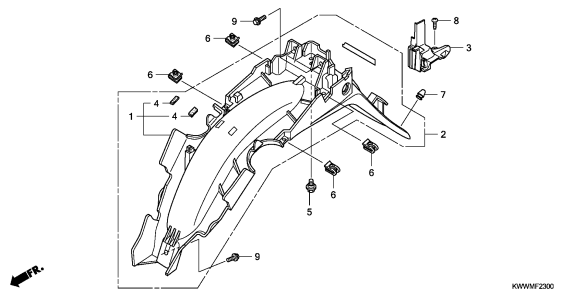


KWMWF2200

F-23

REAR FENDER

G15

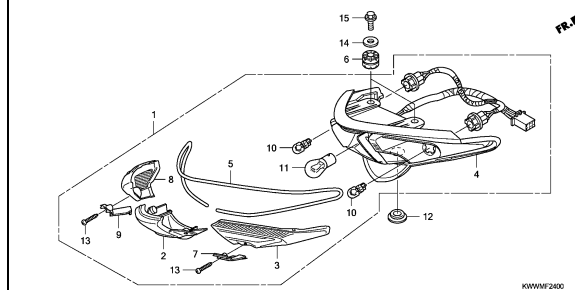


KWMWF2300

F-24

REAR COMBINATION LIGHT

G16



KWMWF2400

3

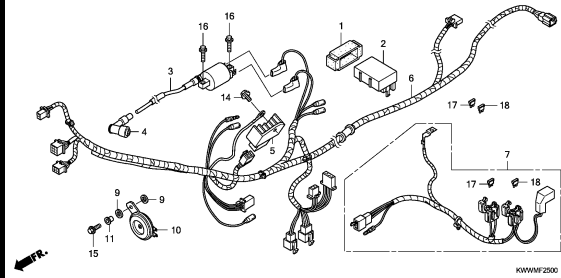
FRAME GROUP

C12

F-25

WIRE HARNESS(AFX110CS/S)

H 1

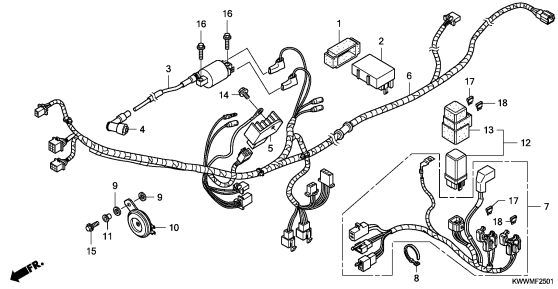


KWMMF2500

F-25-1

WIRE HARNESS(AFX110MCS)

H 2

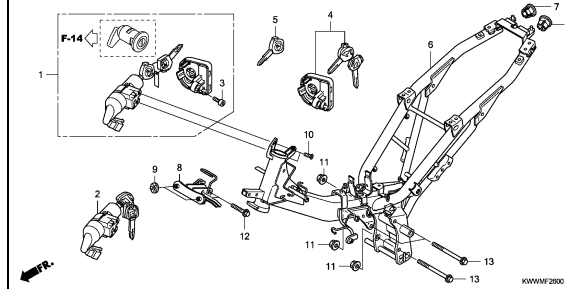


KWMMF2501

F-26

FRAME BODY

H 3

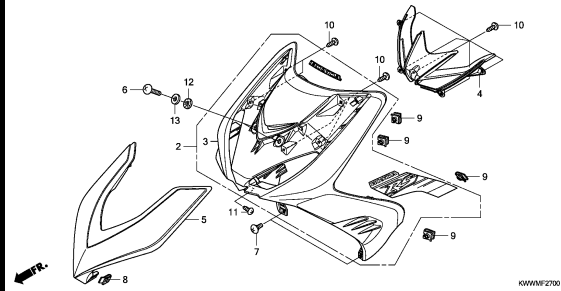


KWMMF2600

F-27

FRONT COVER

H 4

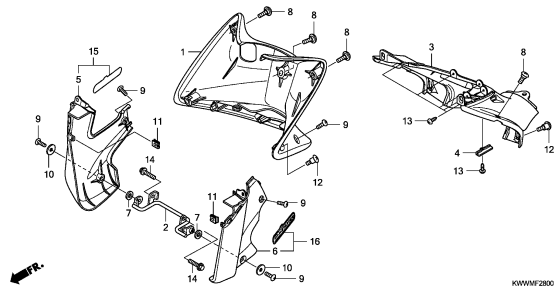


KWMMF2700

F-28

MAIN PIPE COVER

H 6

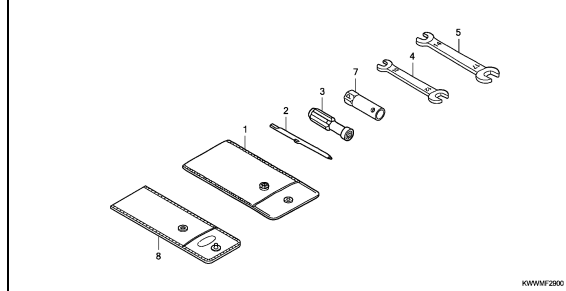


KWMMF2800

F-29

TOOLS

H 7

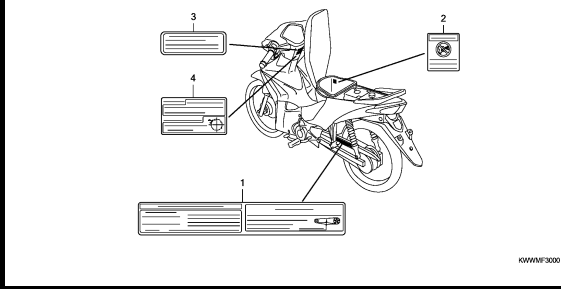


KWMMF2900

F-30

CAUTION LABEL

H 8

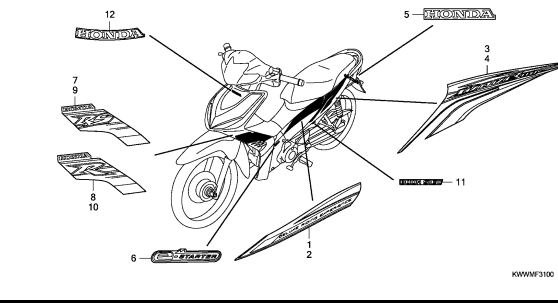


KWMMF3000

F-31

MARK/STRIPE

H 9

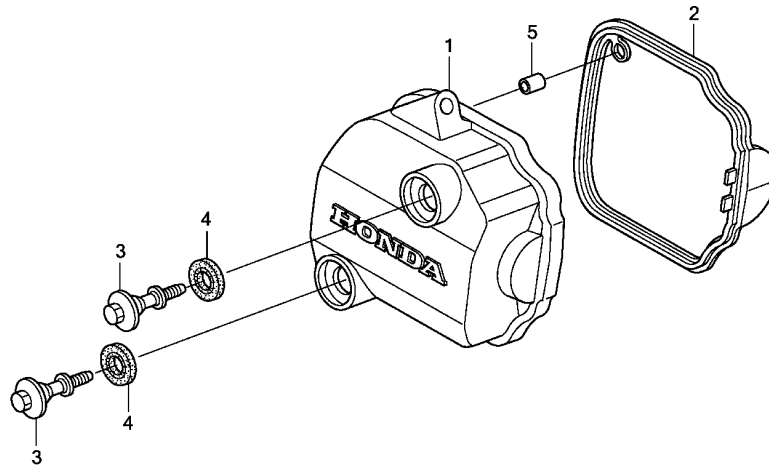


KWMMF3100

E-1

CYLINDER HEAD COVER

D 1

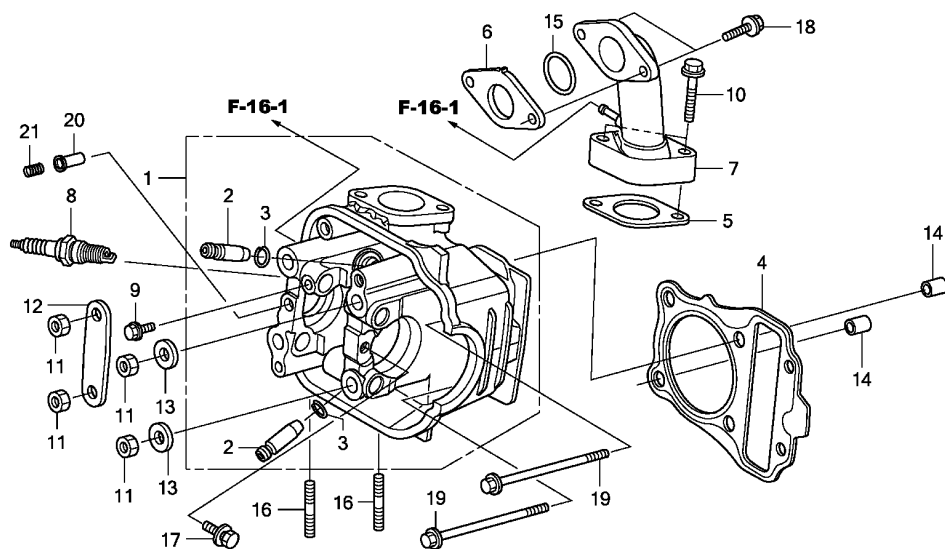


KWWWME0100

| Ref. No. | L.O.N. | (Relative ref. Number) Description | F.R.T. |
|----------|--------|------------------------------------|--------|
| 1 | 1111C4 | COVER, CYLINDER HEAD | 0.1 |
| 2 | 1111D2 | GASKET, CYLINDER HEAD COVER .. | 0.1 |

| Ref. No. | Part No. | Description | Reqd. QTY AFX110 CS/MCS/S A | Serial No. | Parts catalogue code |
|----------|---------------|--------------------------------|--------------------------------------|------------|----------------------|
| 1 | 12310-KWB-600 | COVER COMP., CYLINDER HEAD .. | 1 | | |
| 2 | 12391-KWW-600 | GASKET, HEAD COVER | 1 | | |
| 3 | 90017-KWW-620 | BOLT, HEAD COVER | 2 | | |
| 4 | 90543-MV9-670 | RUBBER, MOUNTING | 2 | | |
| 5 | 90701-KFM-900 | DOWEL PIN, SPECIAL, 8X14 | 1 | | |

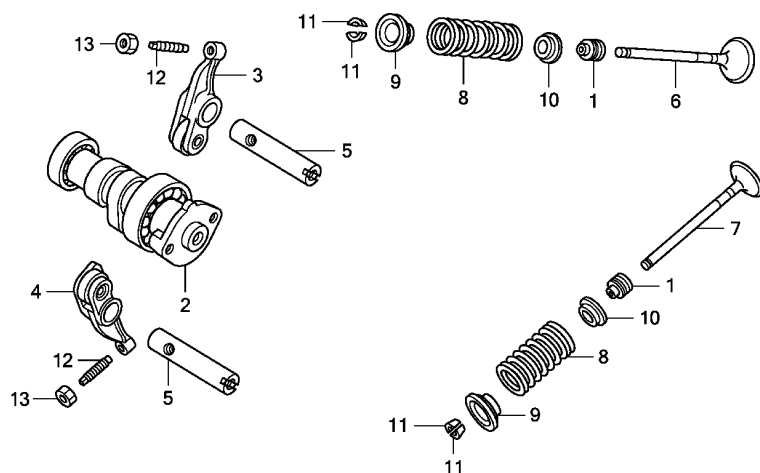
2



| Ref. No. | L.O.N. | (Relative ref. Number) Description | F.R.T. |
|----------|--------|--|--------|
| 1 | 111106 | HEAD, CYLINDERINCLUDES: Valve adjust and reface | 1.7 |
| 2 | 1111L9 | GUIDE, INTAKE VALVE(ONE)INCLUDES: Reaming .INCLUDES: Valve adjust and reface | 1.7 |
| | 1111M0 | GUIDE, EXHAUST VALVE(ONE)INCLUDES: Reaming .INCLUDES: Valve adjust and reface | 1.7 |
| | 1111M9 | GUIDE, VALVE :FOR 1 VEHICLE .. .INCLUDES: Reaming .INCLUDES: Valve adjust and reface | 2.0 |
| 4 | 111115 | GASKET, CYLINDER HEAD | 0.8 |
| 6 | 311131 | INSULATOR, THROTTLE BODY/ CARBURETOR | 0.2 |
| 7 | 111107 | MANIFOLD, INTAKE | 0.3 |
| 8 | 614130 | PLUG, SPARK | 0.1 |

KVWME0200

| Ref. No. | Part No. | Description | Reqd. QTY AFX110 CS/MCS/S A | Serial No. | Parts catalogue code |
|----------|----------------|-------------------------------|--------------------------------------|------------|----------------------|
| 1 | 12200-KWW-B10 | HEAD COMP., CYLINDER | 1 | | |
| 2 | 12204-KVY-305 | GUIDE, VALVE (O.S.) | 2 | | |
| 3 | 12206-KPL-900 | CLIP, VALVE GUIDE | 2 | | |
| 4 | 12251-KWB-601 | GASKET, CYLINDER HEAD | 1 | | |
| 5 | 16201-KWB-920 | GASKET, CARBURETOR INSULATOR | 1 | | |
| 6 | 16211-KPH-900 | INSULATOR, CARBURETOR | 1 | | |
| 7 | 17110-KWB-920 | PIPE COMP., INLET | 1 | | |
| 8 | 31916-KWB-601 | PLUG, SPARK (CPR6EA-9S)(NGK) | 1 | | |
| | 31917-KWB-601 | PLUG, SPARK (CPR7EA-9S)(NGK) | (1) | | |
| | 31926-KWB-601 | PLUG, SPARK (U20EPR9S)(DENSO) | 1 | | |
| | 31927-KWB-601 | PLUG, SPARK (U22EPR9S)(DENSO) | (1) | | |
| 9 | 90002-KWB-600 | BOLT, FLANGE, 5X12 | 1 | | |
| 10 | 90004-GHB-690 | BOLT, FLANGE, 6X32(NSHF) | 2 | | |
| 11 | 90201-GCC-000 | NUT, HEX., 7MM | 4 | | |
| 12 | 90401-KVY-900 | PLATE, PLUNGER | 1 | | |
| 13 | 90402-KWB-600 | WASHER, 7.2X16X2.5 | 2 | | |
| 14 | 90701-KFM-900 | DOWEL PIN, SPECIAL, 8X14 | 2 | | |
| 15 | 91304-GB1-900 | O-RING, 25X2.4 | 1 | | |
| 16 | 92900-08032-0E | BOLT, STUD, 8X32 | 2 | | |
| 17 | 93404-06012-00 | BOLT-WASHER, 6X12 | 1 | | |
| 18 | 96001-06022-00 | BOLT, FLANGE, 6X22 | 2 | | |
| 19 | 96001-06100-00 | BOLT, FLANGE, 6X100 | 2 | | |
| 20 | 14125-KVY-900 | PLUNGER, CAM SETTING | 1 | | |
| 21 | 14126-KPG-T00 | SPRING, PLUNGER | 1 | | |

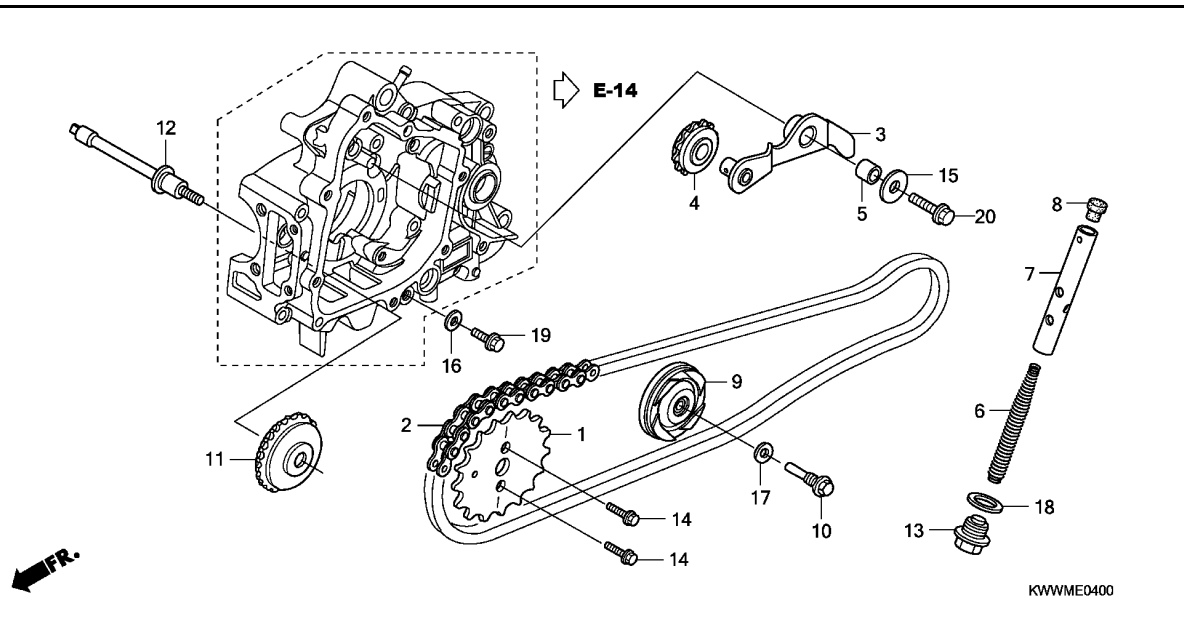


KWWME0300

| Ref. No. | L.O.N. | (Relative ref. Number) Description | F.R.T. |
|----------|--------|---|--------|
| 2 | 111118 | CAMSHAFTINCLUDES: Valve adjustment (5) | 1.0 |
| 3 | 1111K8 | ARM, INTAKE VALVE ROCKER(ONE) .INCLUDES: Valve adjustment (5) | 1.0 |
| 4 | 1111K9 | ARM, EXHAUST VALVE ROCKER(ONE) .INCLUDES: Valve adjustment (5) | 1.0 |
| | 1111L8 | ARM, VALVE ROCKER :FOR 1 VEHICLE | 1.0 |
| 6 | 1111N0 | VALVE, INTAKE(ONE)INCLUDES: Refacing | 1.3 |
| 7 | 1111N1 | VALVE, EXHAUST(ONE)INCLUDES: Refacing | 1.3 |
| | 1111P0 | VALVE :FOR 1 VEHICLEINCLUDES: Refacing (1,9,10,11) | 1.5 |
| 8 | 1111P2 | SPRING AND/OR STEM SEAL, INTAKE VALVE(ONE) | 1.1 |
| | 1111P3 | SPRING AND/OR STEM SEAL, EXHAUST VALVE(ONE) | 1.1 |
| | 1111Q2 | SPRING AND/OR STEM SEAL, VALVE :FOR 1 VEHICLE | 1.2 |

| Ref. No. | Part No. | Description | Reqd. QTY AFX110 CS/MCS/S A | Serial No. | Parts catalogue code |
|----------|---------------|---------------------------------|--------------------------------------|------------|----------------------|
| 1 | 12209-GB4-682 | SEAL, VALVE STEM (ARAI) | 2 | | |
| 2 | 14100-KWB-601 | CAMSHAFT COMP. | 1 | ----- | CSMA,SMA |
| | 14100-KWW-710 | | 1 | ----- | MCSMA |
| 3 | 14430-KVY-901 | ARM COMP., IN. VALVE ROCKER .. | 1 | | |
| 4 | 14440-KVY-901 | ARM COMP., EX. VALVE ROCKER .. | 1 | | |
| 5 | 14451-KWB-600 | SHAFT, ROCKER ARM | 2 | | |
| 6 | 14711-KWB-600 | VALVE, IN. | 1 | | |
| 7 | 14721-KVY-900 | VALVE, EX. | 1 | | |
| 8 | 14751-KWB-921 | SPRING, VALVE (CHUO HATSUJO) .. | 2 | | |
| | 14751-KWW-B10 | SPRING, VALVE | 2 | | |
| 9 | 14771-GB4-680 | RETAINER, VALVE SPRING | 2 | | |
| 10 | 14775-KVY-900 | SEAT, VALVE SPRING | 2 | | |
| 11 | 14781-MA6-000 | COTTER, VALVE | 4 | | |
| 12 | 90012-KWB-600 | SCREW, TAPPET ADJUSTING | 2 | | |
| 13 | 90206-001-000 | NUT, TAPPET ADJUSTING | 2 | | |





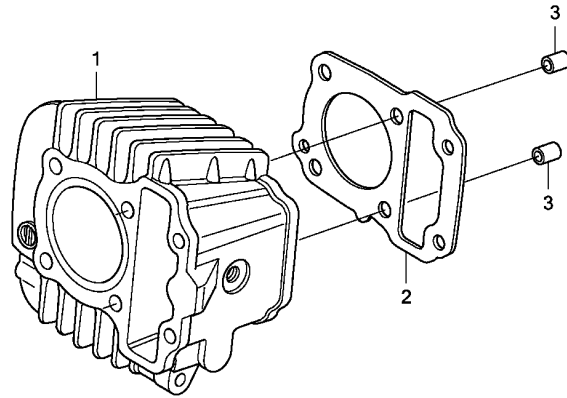
| Ref. No. | L.O.N. | (Relative ref. Number) Description | F.R.T. |
|----------|--------|--|--------|
| 1 | 1111Q4 | SPROCKET, CAM | 0.4 |
| 2 | 110140 | CHAIN, CAM | 1.6 |
| 3 | 111151 | ARM, CAM CHAIN TENSIONER | 0.6 |
| 4 | 111148 | ROLLER(S), CAM CHAIN TENSIONER (6,8) | 0.6 |
| 7 | 1111Q3 | ROD, CAM CHAIN TENSIONER PUSH | 0.3 |
| 9 | 1111G4 | ROLLER, CAM CHAIN GUIDE | 0.9 |
| 11 | 1111J0 | SPROCKET, CAM CHAIN GUIDE | 2.8 |
| | | .INCLUDES: Engine removal and installation | |
| 12 | 1111V3 | BOLT, CAM CHAIN GUIDE ROLLER . | 2.8 |
| | | .INCLUDES: Engine removal and installation | |

| Ref. No. | Part No. | Description | Reqd. QTY AFX110 CS/MCS/S A | Serial No. | Parts catalogue code |
|----------|----------------|---|--------------------------------------|------------|----------------------|
| 1 | 14321-KWB-600 | SPROCKET, CAM (32T) | 1 | | |
| 2 | 14401-KWB-601 | CHAIN, CAM (90L)(DAIDO) | 1 | | |
| | 14401-KWB-921 | CHAIN, CAM (90L)(FSCM) | 1 | | |
| 3 | 14500-KWB-600 | ARM COMP., CAM CHAIN TENSIONER | 1 | | |
| 4 | 14502-086-000 | ROLLER, CAM CHAIN TENSIONER . | 1 | | |
| 5 | 14531-KWB-600 | COLLAR, CAM CHAIN TENSIONER . | 1 | | |
| 6 | 14541-GB4-681 | SPRING, CAM CHAIN TENSIONER . | 1 | | |
| 7 | 14550-KRS-691 | ROD COMP., TENSIONER PUSH (CENTRALIZE POWER) | 1 | | |
| 8 | 14566-086-030 | HEAD, CAM CHAIN TENSIONER PUSH ROD | 1 | | |
| 9 | 14610-KWB-600 | ROLLER COMP., CAM CHAIN GUIDE | 1 | | |
| 10 | 14615-KFL-850 | PIN, GUIDE ROLLER | 1 | | |
| 11 | 14670-KWB-600 | SPROCKET COMP., CAM CHAIN GUIDE (23T) | 1 | | |
| 12 | 14675-KWB-600 | SPINDLE, CAM CHAIN GUIDE SPROCKET | 1 | | |
| 13 | 90081-035-000 | BOLT, SEALING, 14MM | 1 | | |
| 14 | 90083-GB6-911 | BOLT, KNOCK, 5MM | 2 | | |
| 15 | 90404-KWB-600 | WASHER, 8.5X26X2.3 | 1 | | |
| 16 | 90463-ML7-000 | WASHER, SEALING, 6.5MM | 1 | | |
| 17 | 90475-KWB-600 | WASHER, 8MM | 1 | | |
| 18 | 90544-KFO-000 | WASHER, SEALING, 14MM | 1 | | |
| 19 | 95701-06018-00 | BOLT, FLANGE, 6X18 | 1 | | |
| 20 | 95701-08025-00 | BOLT, FLANGE, 8X25 | 1 | | |

E-5

CYLINDER

D 5



←FR.

KWWWME0500

| Ref. No. | L.O.N. | (Relative ref. Number) Description | F.R.T. |
|----------|--------|------------------------------------|--------|
| 1 | 1111A5 | CYLINDER | 1.1 |
| 2 | 111102 | GASKET, CYLINDER | 1.0 |

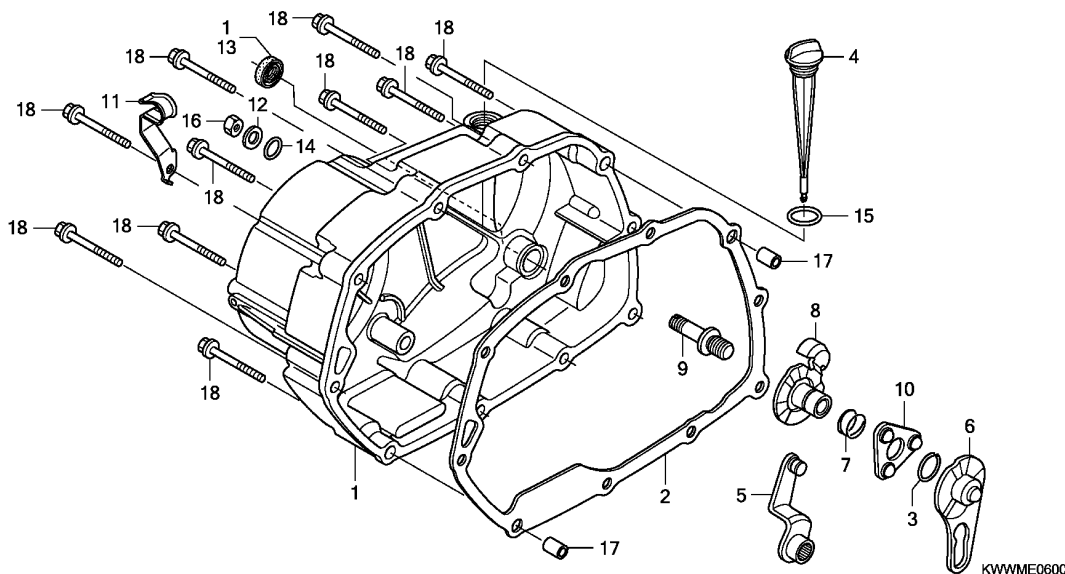
| Ref. No. | Part No. | Description | Reqd. QTY AFX110 CS/MCS/S A | Serial No. | Parts catalogue code |
|----------|---------------|-------------------------------|--------------------------------------|------------|----------------------|
| 1 | 12100-KWB-920 | CYLINDER COMP. | 1 | | |
| 2 | 12191-KWB-920 | GASKET, CYLINDER | 1 | | |
| 3 | 90701-KFM-900 | DOWEL PIN, SPECIAL, 8X14 | 2 | | |

2

E-6

RIGHT CRANKCASE COVER

D 6



| Ref. No. | L.O.N. | (Relative ref. Number) Description | F.R.T. |
|----------|--------|---------------------------------------|--------|
| 1 | 110159 | COVER, CRANKCASE :RIGHT | 0.8 |
| 2 | 110158 | GASKET, CRANKCASE COVER :RIGHT | 0.6 |
| 5 | 2121A7 | LEVER, CLUTCH | 0.7 |
| 6 | | (7,10) | |
| | 2121A9 | PLATE, CLUTCH CAM | 0.6 |
| 8 | 2121C5 | PLATE, CLUTCH CAM LIFTER | 0.7 |
| 9 | 2121E3 | SCREW, CLUTCH ADJUSTING | 0.7 |
| 13 | 112105 | OIL SEAL, KICK STARTER SPINDLE | 0.7 |

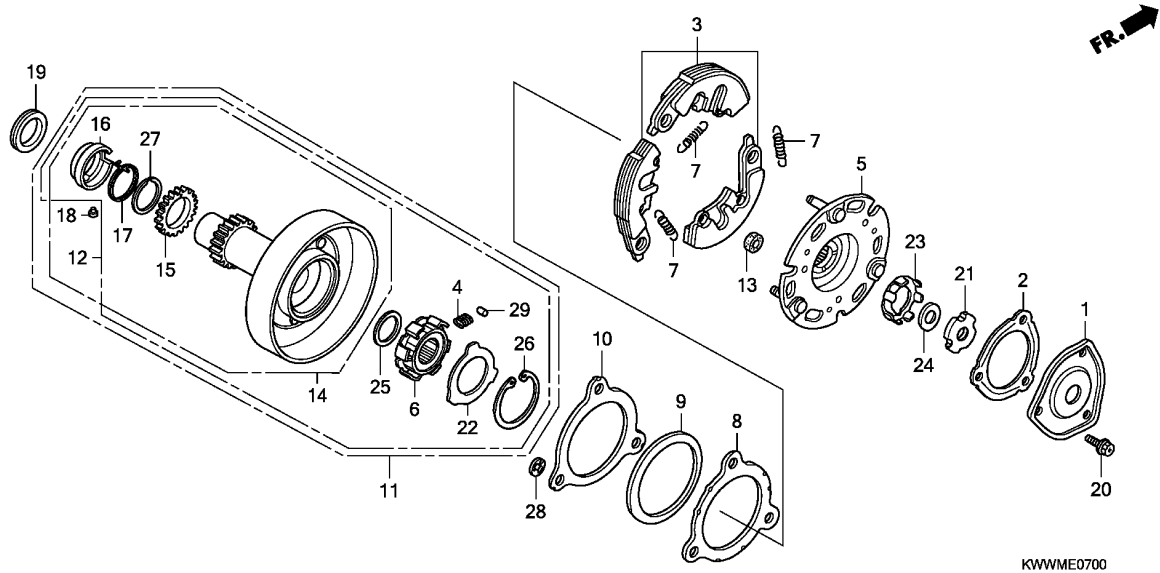
| Ref. No. | Part No. | Description | Reqd. QTY AFX110 CS/MCS/S A | Serial No. | Parts catalogue code |
|----------|----------------|--|--------------------------------------|------------|----------------------|
| 1 | 11330-KWB-600 | COVER COMP., R. CRANKCASE | 1 | | |
| 2 | 11394-KWB-920 | GASKET, R. CRANKCASE COVER | 1 | | |
| 3 | 13115-GN5-910 | CLIP, PISTON PIN, 13MM | 1 | | |
| 4 | 15651-KPH-900 | GAUGE, OIL LEVEL | 1 | | |
| 5 | 22810-KTL-740 | LEVER COMP., CLUTCH | 1 | | |
| 6 | 22823-KWB-600 | PLATE, CLUTCH LIFTER CAM | 1 | | |
| 7 | 22825-KWB-600 | SPRING, CAM PLATE SIDE | 1 | | |
| 8 | 22830-KWB-600 | PLATE COMP., CLUTCH LIFTER | 1 | | |
| 9 | 22846-KPH-901 | BOLT, CLUTCH ADJUSTING | 1 | | |
| 10 | 22860-KWB-601 | RETAINER COMP., BALL | 1 | | |
| 11 | 32906-KWW-A00 | CLIP, HIGH TENSION CORD & SENSOR CORD | 1 | | |
| 12 | 90485-040-000 | WASHER, 8MM | 1 | | |
| 13 | 91202-KRS-971 | OIL SEAL, 13.8X24X5 | 1 | | |
| 14 | 91303-001-000 | O-RING, 8MM | 1 | | |
| 15 | 91307-035-000 | O-RING, 18X3 | 1 | | |
| 16 | 94030-08000 | NUT, HEX., 8MM | 1 | | |
| 17 | 94301-08140 | DOWEL PIN, 8X14 | 2 | | |
| 18 | 96001-06040-00 | BOLT, FLANGE, 6X40 | 10 | | |

2

E-7

ONE WAY CLUTCH

D 7

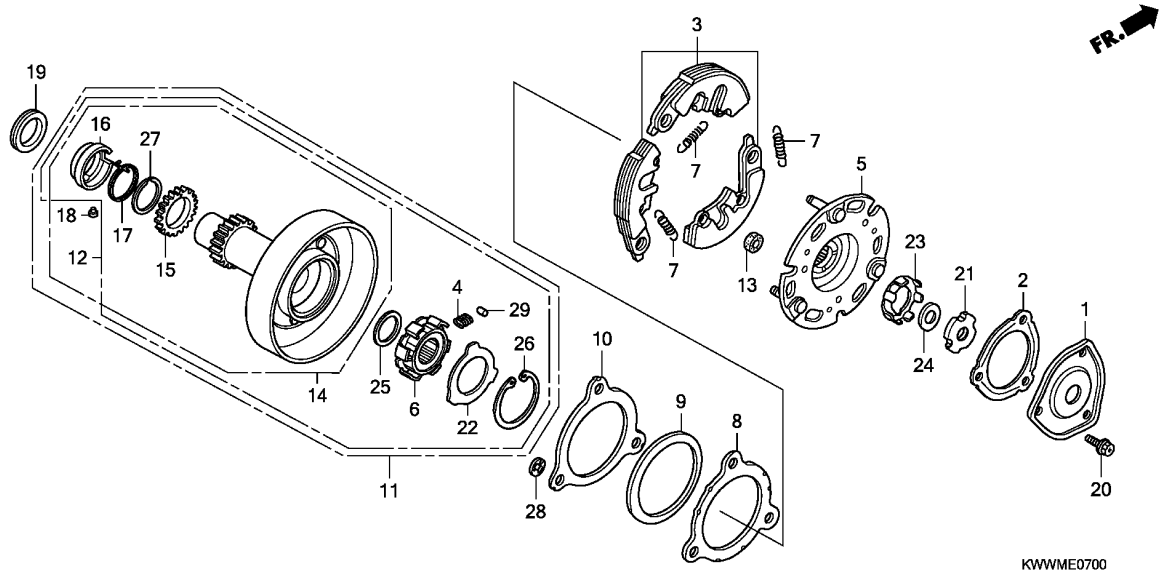


| Ref. No. | L.O.N. | (Relative ref. Number) Description | F.R.T. |
|----------|--------|------------------------------------|--------|
| 1 | | (2) | |
| 2121D8 | | COVER, OIL FILTER | 0.6 |
| 3 | | (7,13,28) | |
| 2121A6 | | WEIGHT SET, CLUTCH | 0.9 |
| 5 | | 2121A2 PLATE, CLUTCH DRIVE | 0.9 |
| 6 | | (4,29) | |
| 2121D7 | | INNER, ONE-WAY CLUTCH | 0.9 |
| 11 | | 2121D9 OUTER, PRIMARY CLUTCH | 0.9 |
| 14 | | 211105 GEAR, PRIMARY DRIVE | 1.0 |

KWWM0700

| Ref. No. | Part No. | Description | Reqd. QTY AFX110 CS/MCS/S A | Serial No. | Parts catalogue code |
|----------|---------------|---|--------------------------------------|------------|----------------------|
| 1 | 15431-HF7-010 | COVER, OIL FILTER | 1 | | |
| 2 | 15439-KWB-920 | GASKET, OIL FILTER | 1 | | |
| 3 | 22535-KWB-305 | WEIGHT SET, PRIMARY CLUTCH (F.C.C.) | 1 | | |
| 4 | 22606-GN5-910 | SPRING, ONE WAY RETAINER | 6 | | |
| | 22606-KWW-A01 | SPRING, ONE-WAY CLUTCH (EXEDY) | 6 | | |
| 5 | 22610-KWB-601 | PLATE COMP., PRIMARY DRIVE (F.C.C.) | 1 | | |
| | 22610-KWW-A01 | PLATE COMP., PRIMARY DRIVE (EXEDY) | 1 | | |
| 6 | 22630-KWB-601 | INNER COMP., ONE-WAY CLUTCH (F.C.C.) | 1 | | |
| | 22630-KWW-A01 | INNER COMP., ONE-WAY CLUTCH (EXEDY) | 1 | | |
| 7 | 22641-KWB-601 | SPRING, PRIMARY CLUTCH (F.C.C.) | 3 | | |
| | 22641-KWW-A01 | SPRING, PRIMARY CLUTCH (EXEDY) | 3 | | |
| 8 | 22642-KFL-850 | WASHER, CLUTCH SIDE | 1 | | |
| | 22642-KWW-A01 | WASHER, CLUTCH SIDE (EXEDY) - | 1 | | |
| 9 | 22643-KFL-D00 | SPRING, SIDE FRICTION | 1 | | |
| | 22643-KWW-A01 | SPRING, SIDE FRICTION (EXEDY) | 1 | | |
| 10 | 22644-KFL-851 | PLATE, CLUTCH SIDE | 1 | | |
| | 22644-KWW-A01 | PLATE, CLUTCH SIDE (EXEDY) .. | 1 | | |
| 11 | 22660-KWB-601 | OUTER ASSY., PRIMARY CLUTCH (F.C.C.) | 1 | | |
| 12 | 22660-KWW-A01 | OUTER ASSY., PRIMARY CLUTCH (EXEDY) | 1 | | |

2

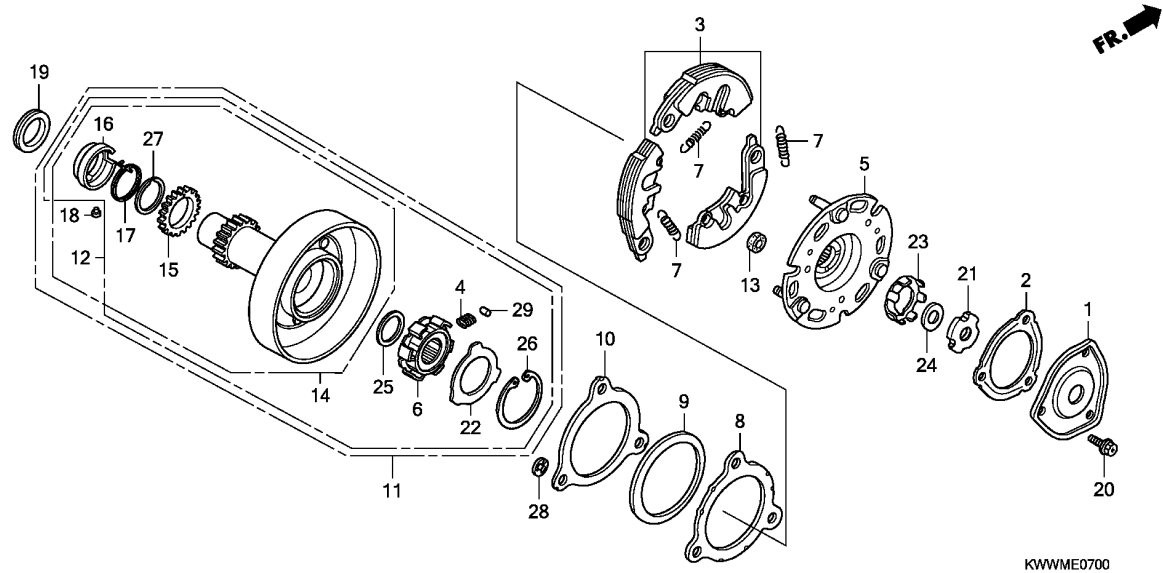


| Ref. No. | Part No. | Description | Reqd. QTY AFX110 CS/MCS/S A | Serial No. | Parts catalogue code |
|----------|---------------|---|--------------------------------------|------------|----------------------|
| 13 | 22804-GB2-000 | RUBBER, CLUTCH DAMPER | 3 | | |
| | 22804-KWW-A01 | RUBBER, CLUTCH DAMPER (EXEDY) | 3 | | |
| 14 | 23120-KTL-740 | GEAR COMP., PRIMARY DRIVE (F.C.C.) | 1 | | |
| 15 | 23122-KTL-740 | SUB GEAR (17T) | 1 | | |
| | 23122-KWW-A01 | SUB GEAR (17T) (EXEDY) | 1 | | |
| 16 | 23123-KFL-850 | RETAINER, SPRING | 1 | | |
| | 23123-KWW-A01 | RETAINER, SPRING (EXEDY) | 1 | | |
| 17 | 23124-GCE-900 | SPRING, SUB GEAR | 1 | | |
| | 23124-KWW-A01 | SPRING, SUB GEAR (EXEDY) | 1 | | |
| 18 | 23125-GN5-910 | PIN | 1 | | |
| 19 | 23126-KWB-600 | COLLAR, 19X28X4 | 1 | | |
| 20 | 90083-KFL-850 | BOLT, SPECIAL FLANGE, 5X8 | 3 | | |
| 21 | 90231-087-010 | NUT, LOCK, 14MM | 1 | | |
| 22 | 90401-GB2-000 | WASHER, 30X45X0.8 | 1 | | |
| | 90401-KWW-A01 | WASHER (EXEDY) | 1 | | |
| 23 | 90431-GN5-910 | WASHER, LOCK | 1 | | |
| 24 | 90432-086-000 | WASHER B, LOCK | 1 | | |
| 25 | 90433-KWB-601 | WASHER, 17X23X1.5 (F.C.C.) | 1 | | |
| | 90433-KWW-A01 | WASHER, 17X23X1.5 (EXEDY) | 1 | | |
| 26 | 90455-GB2-000 | CIRCLIP, INTERNAL, 45MM | 1 | | |
| | 90455-KWW-A01 | CIRCLIP, INTERNAL, 45MM (EXEDY) | 1 | | |
| 27 | 90603-KWW-A01 | SET RING, 23MM (EXEDY) | 1 | | |
| | 90603-POX-000 | SET RING, 23MM | 1 | | |
| 28 | 90605-KWW-A01 | CIRCLIP, 7MM (EXEDY) | 3 | | |
| | 90605-166-720 | CIRCLIP, 7MM | 3 | | |

E-7

ONE WAY CLUTCH

D 9

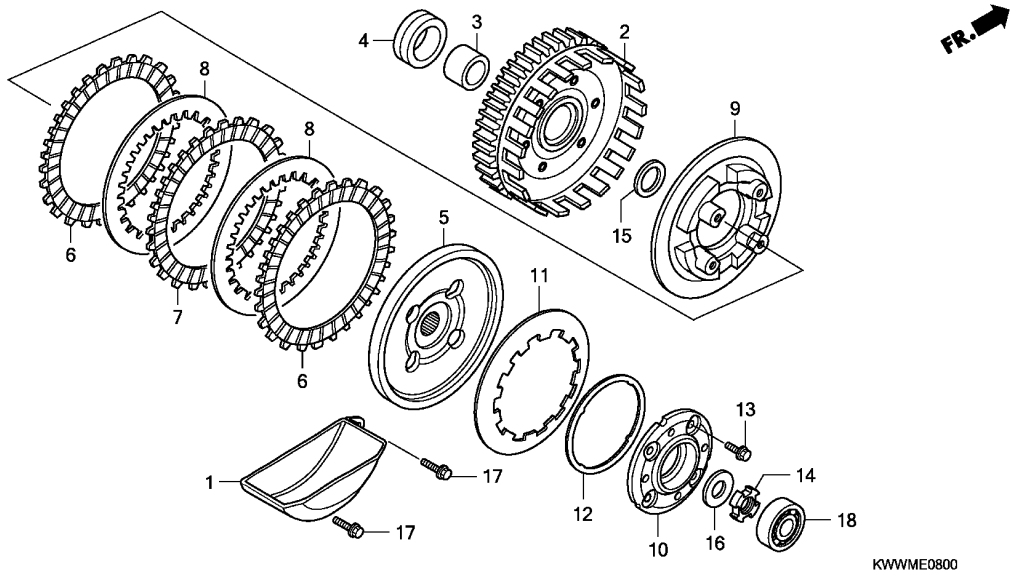


KWWWME0700

| Ref. No. | Part No. | Description | Reqd. QTY | Serial No. | Parts catalogue code |
|----------|----------|-------------|-----------|------------|----------------------|
| | | | AFX110 | | |
| | | | CS/MCS/S | | |
| | | | A | | |

| | | | | | |
|----|---------------|--------------------------|---|--|--|
| 29 | 91101-GB2-000 | ROLLER, 5X8 | 6 | | |
| | 91101-KWW-A01 | ROLLER, 5X8(EXEDY) | 6 | | |

2



| Ref. No. | L.O.N. | (Relative ref. Number) Description | F.R.T. |
|----------|--------|--|--------|
| 1 | 1131B9 | SEPARATOR, OIL | 0.9 |
| 2 | 2121A0 | OUTER, CLUTCH | 0.9 |
| 5 | 212112 | CENTER, CLUTCH | 1.1 |
| 6 | | (7,8) | |
| | 2121A1 | DISC, CLUTCH FRICTION | 1.1 |
| | | .NOTE: Same time for two units or more | |
| 9 | 2121A3 | PLATE, CLUTCH PRESSURE | 1.1 |
| 10 | 2121A4 | PLATE, CLUTCH LIFTER | 0.9 |
| 11 | 212107 | SPRING, CLUTCH | 0.9 |
| 18 | 2121B4 | BEARING, CLUTCH LIFTER | 0.7 |

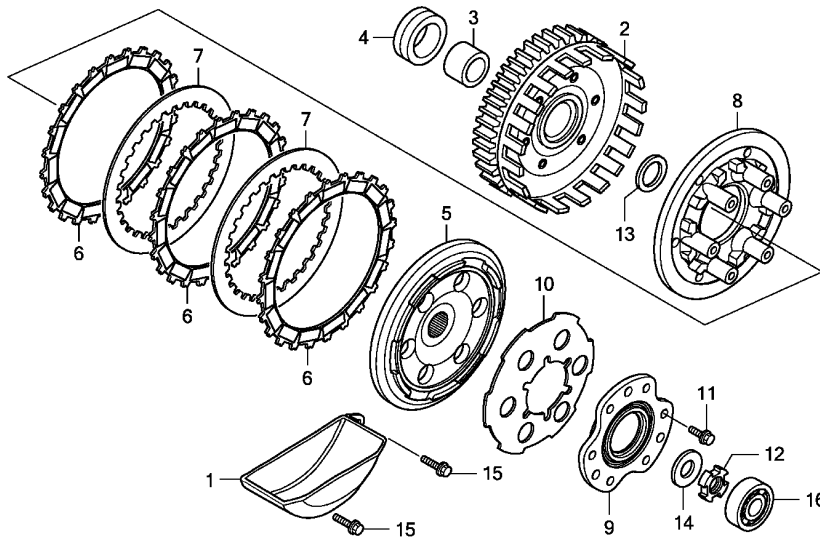
KVWME0800

| Ref. No. | Part No. | Description | Reqd. QTY AFX110 CS/MCS/S A | Serial No. | Parts catalogue code |
|----------|----------------|-------------------------------|--------------------------------------|------------|----------------------|
| 1 | 15661-GN5-910 | PLATE, OIL SEPARATOR | 1 | | |
| 2 | 22110-KWB-601 | OUTER COMP., CLUTCH | 1 | | |
| 3 | 22115-KPH-900 | GUIDE, CLUTCH OUTER | 1 | | |
| 4 | 22116-KWB-600 | COLLAR, CLUTCH OUTER | 1 | | |
| 5 | 22121-KWB-601 | CENTER, CLUTCH | 1 | | |
| 6 | 22201-KWB-601 | DISK, CLUTCH FRICTION | 2 | | |
| 7 | 22204-KWB-601 | DISK B, CLUTCH FRICTION | 1 | | |
| 8 | 22321-KWB-601 | PLATE, CLUTCH | 2 | | |
| 9 | 22351-KWB-601 | PLATE, CLUTCH PRESSURE | 1 | | |
| 10 | 22361-KWB-601 | PLATE, CLUTCH LIFTER | 1 | | |
| 11 | 22401-KWB-601 | SPRING, CLUTCH | 1 | | |
| 12 | 22402-KWB-601 | SEAT, CLUTCH SPRING | 1 | | |
| 13 | 90050-KWB-601 | BOLT, SPECIAL FLANGE, 6X16 .. | 4 | | |
| 14 | 90231-198-010 | NUT B, LOCK, 14MM | 1 | | |
| 15 | 90403-KPH-900 | WASHER, THRUST, 17MM | 1 | | |
| 16 | 90501-GBL-730 | WASHER, 14MM | 1 | | |
| 17 | 95701-06020-00 | BOLT, FLANGE, 6X20 | 2 | | |
| 18 | 96100-62000-00 | BEARING, RADIAL BALL, 6200 .. | 1 | | |

E-8-1

CLUTCH(EXEDY)

D11

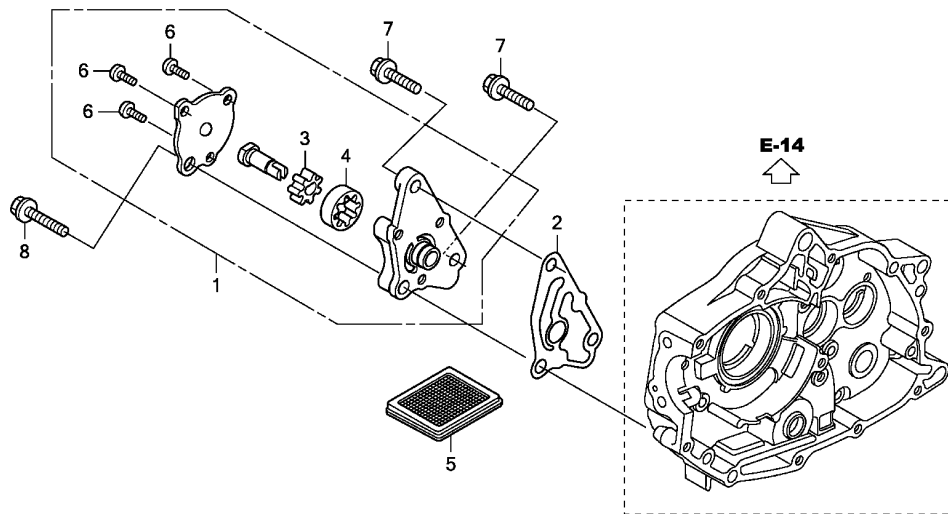


KWWWME0801

| Ref. No. | L.O.N. | (Relative ref. Number) Description | F.R.T. |
|----------|--------|--|--------|
| 1 | 1131B9 | SEPARATOR, OIL | 0.9 |
| 2 | 2121A0 | OUTER, CLUTCH | 0.9 |
| 5 | 212112 | CENTER, CLUTCH | 1.1 |
| 6 | | (7) | |
| | 2121A1 | DISC, CLUTCH FRICTION | 1.1 |
| | | .NOTE: Same time for two units or more | |
| 8 | 2121A3 | PLATE, CLUTCH PRESSURE | 1.1 |
| 9 | 2121A4 | PLATE, CLUTCH LIFTER | 0.9 |
| 10 | 212107 | SPRING, CLUTCH | 0.9 |
| 16 | 2121B4 | BEARING, CLUTCH LIFTER | 0.7 |

| Ref. No. | Part No. | Description | Reqd. QTY AFX110 CS/MCS/S A | Serial No. | Parts catalogue code |
|----------|----------------|-------------------------------|--------------------------------------|------------|----------------------|
| 1 | 15661-GN5-910 | PLATE, OIL SEPARATOR | 1 | | |
| 2 | 22110-KWW-A01 | OUTER COMP., CLUTCH | 1 | | |
| 3 | 22115-KPH-900 | GUIDE, CLUTCH OUTER | 1 | | |
| 4 | 22116-KWB-600 | COLLAR, CLUTCH OUTER | 1 | | |
| 5 | 22121-KWW-A01 | CENTER, CLUTCH | 1 | | |
| 6 | 22201-KWW-A01 | DISK, CLUTCH FRICTION | 3 | | |
| 7 | 22321-KWW-A01 | PLATE, CLUTCH | 2 | | |
| 8 | 22351-KWW-A01 | PLATE, CLUTCH PRESSURE | 1 | | |
| 9 | 22361-KWW-A01 | PLATE, CLUTCH LIFTER | 1 | | |
| 10 | 22401-KWW-A01 | SPRING, CLUTCH | 1 | | |
| 11 | 90050-KWW-A01 | BOLT, SPECIAL FLANGE, 5X16 .. | 6 | | |
| 12 | 90231-198-010 | NUT B, LOCK, 14MM | 1 | | |
| 13 | 90403-KWW-A01 | WASHER, THRUST, 17MM | 1 | | |
| 14 | 90501-GBL-730 | WASHER, 14MM | 1 | | |
| 15 | 95701-06020-00 | BOLT, FLANGE, 6X20 | 2 | | |
| 16 | 96100-62000-00 | BEARING, RADIAL BALL, 6200 .. | 1 | | |

2



KWWWME0900

| Ref. No. | L.O.N. | (Relative ref. Number) Description | F.R.T. |
|----------|--------|------------------------------------|--------|
| 1 | | (2) | |
| 113105 | | PUMP ASSY., OIL | 0.7 |
| 1131B5 | | SCREEN, OIL FILTER | 0.6 |

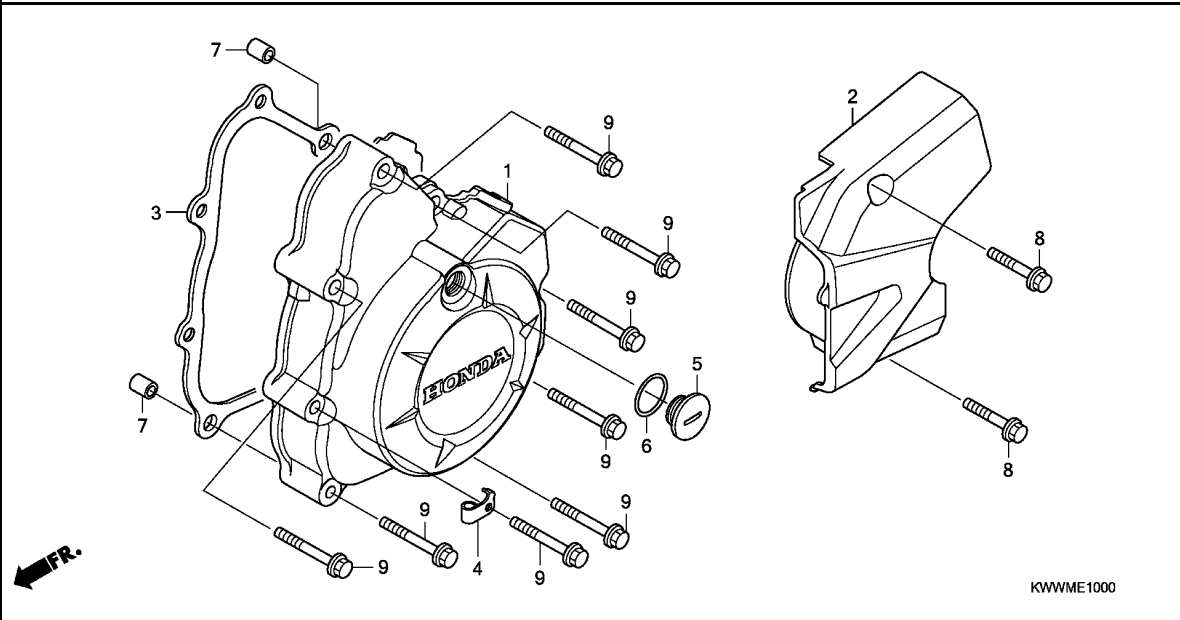
FR.

| Ref. No. | Part No. | Description | Reqd. QTY AFX110 CS/MCS/S A | Serial No. | Parts catalogue code |
|----------|----------------|-----------------------------|--------------------------------------|------------|----------------------|
| 1 | 15100-KWB-920 | PUMP ASSY., OIL | 1 | | |
| 2 | 15119-KWB-600 | GASKET, OIL PUMP BODY | 1 | | |
| 3 | 15331-GF6-000 | ROTOR, OIL PUMP INNER | 1 | | |
| 4 | 15332-GF6-000 | ROTOR, OIL PUMP OUTER | 1 | | |
| 5 | 15421-035-010 | SCREEN, OIL FILTER | 1 | | |
| 6 | 93500-05010-0A | SCREW, PAN, 5X10 | 3 | | |
| 7 | 96001-06016-00 | BOLT, FLANGE, 6X16 | 2 | | |
| 8 | 96001-06022-00 | BOLT, FLANGE, 6X22 | 1 | | |

E-10

LEFT CRANKCASE COVER

D13

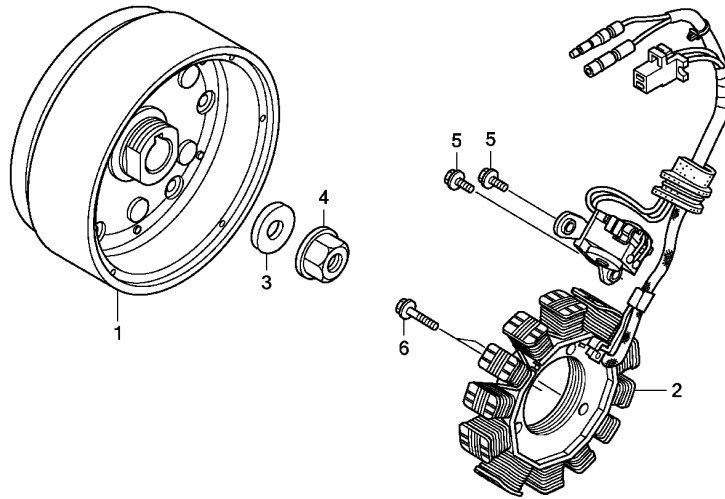


| Ref. No. | L.O.N. | (Relative ref. Number) Description | F.R.T. |
|----------|--------|------------------------------------|--------|
| 1 | 1101A6 | COVER, CRANKCASE :LEFT | 0.4 |
| 2 | 1101B0 | COVER, CRANKCASE :LEFT REAR .. | 0.1 |
| 3 | 1101A3 | GASKET, CRANKCASE COVER :LEFT | 0.3 |

KWWWME1000

| Ref. No. | Part No. | Description | Reqd. QTY AFX110 CS/MCS/S A | Serial No. | Parts catalogue code |
|----------|----------------|-------------------------------|--------------------------------------|------------|----------------------|
| 1 | 11341-KWB-600 | COVER, L. CRANKCASE | 1 | | |
| 2 | 11360-KWB-920 | COVER COMP., L. RR. CRANKCASE | 1 | | |
| 3 | 11395-KWB-920 | GASKET, L. CRANKCASE COVER .. | 1 | | |
| 4 | 16236-KWW-A00 | CLAMPER, OVER FLOW | 1 | | |
| 5 | 90084-GN5-640 | CAP, A.C. GENERATOR | 1 | | |
| 6 | 91303-377-000 | O-RING, 13.8X2.5 | 1 | | |
| 7 | 94301-08140 | DOWEL PIN, 8X14 | 2 | | |
| 8 | 96001-06025-00 | BOLT, FLANGE, 6X25 | 2 | | |
| 9 | 96001-06035-00 | BOLT, FLANGE, 6X35 | 8 | | |

2

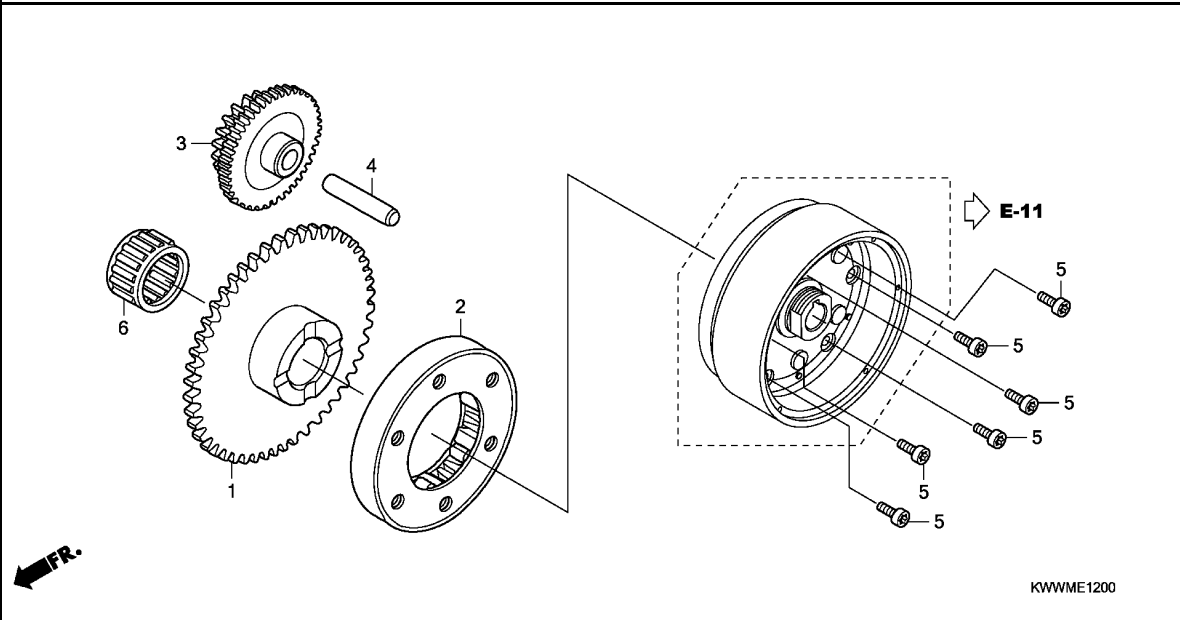


| Ref. No. | L.O.N. | (Relative ref. Number) Description | F.R.T. |
|----------|--------|------------------------------------|--------|
| 1 | 613105 | ROTOR OR FLYWHEEL | 0.6 |
| 2 | 6131A3 | STATOR | 0.6 |

KWWWME1100

FR.

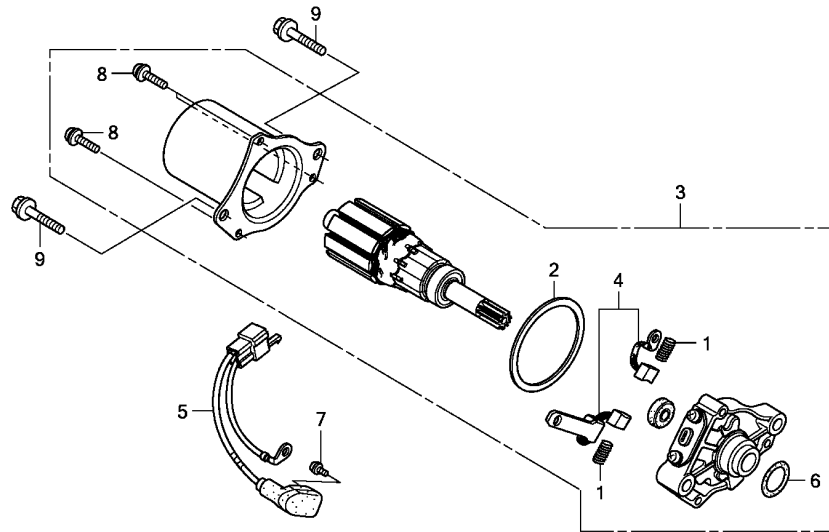
| Ref. No. | Part No. | Description | Reqd. QTY | Serial No. | Parts catalogue code |
|----------|----------------|--------------------------------|-------------------------|----------------|----------------------|
| | | | AFX110 CS/MCS/S A | | |
| 1 | 31110-KWB-921 | FLYWHEEL COMP. (MITSUBA) | 1 | ----- MCSMA | |
| | 31110-KWW-D21 | | 1 | ----- CSMA,SMA | |
| 2 | 31120-KWB-921 | STATOR COMP. | 1 | | |
| 3 | 90403-KM9-000 | WASHER, 10X24 | 1 | | |
| 4 | 94050-10000 | NUT, FLANGE, 10MM | 1 | | |
| 5 | 96001-06016-00 | BOLT, FLANGE, 6X16 | 2 | | |
| 6 | 96001-06020-00 | BOLT, FLANGE, 6X20 | 2 | | |



| Ref. No. | L.O.N. | (Relative ref. Number) Description | F.R.T. |
|----------|--------|------------------------------------|--------|
| 1 | 612120 | (6) GEAR, STARTER DRIVEN | 0.5 |
| 2 | 6121A2 | CLUTCH, STARTING ONE WAY | 0.6 |
| 3 | 612125 | (4) GEAR, STARTER REDUCTION | 0.3 |

| Ref. No. | Part No. | Description | Reqd. QTY | Serial No. | Parts catalogue code |
|----------|---------------|--|-------------------------|------------|----------------------|
| | | | AFX110 CS/MCS/S A | | |
| 1 | 28111-KWB-922 | GEAR, STARTER DRIVEN (55T) .. | 1 | ----- | MCSMA |
| 2 | 28120-KPH-701 | CLUTCH ASSY., ONE WAY (EXEDY) | 1 | ----- | MCSMA |
| | 28120-KWB-921 | CLUTCH ASSY., ONE WAY (KYUSHU MUSASHI SEIMITSU) | 1 | ----- | MCSMA |
| 3 | 28130-KWB-920 | GEAR COMP., STARTER REDUCTION (55T/14T) | 1 | ----- | MCSMA |
| 4 | 28132-KPH-900 | SHAFT, REDUCTION GEAR | 1 | ----- | MCSMA |
| 5 | 90085-KTC-920 | BOLT, SOCKET, 6X14 | 6 | ----- | MCSMA |
| 6 | 91005-KWB-922 | BEARING, NEEDLE, 20X26X18.2 . | 1 | ----- | MCSMA |



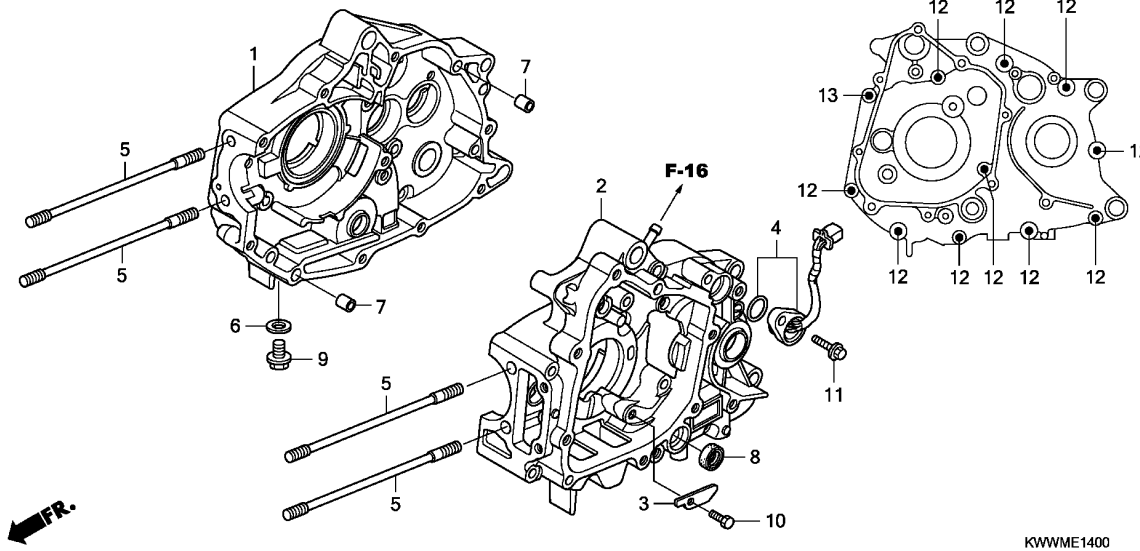


KWWME1300

| Ref. No. | L.O.N. | (Relative ref. Number) Description | F.R.T. |
|----------|--------|------------------------------------|--------|
| 3 | 612105 | MOTOR, STARTING | 0.5 |
| 4 | 6121A4 | TERMINAL, BRUSH(STARTER) | 0.7 |
| 5 | 6111A5 | SUB HARNESS, STARTER | 0.3 |

| Ref. No. | Part No. | Description | Reqd. QTY AFX110 CS/MCS/S A | Serial No. | Parts catalogue code |
|----------|----------------|-------------------------------|--------------------------------------|------------|----------------------|
| 1 | 31204-KG8-004 | SPRING, CARBON BRUSH | 2 | ----- | MCSMA |
| 2 | 31206-GW3-004 | PACKING | 1 | ----- | MCSMA |
| 3 | 31210-KWB-921 | MOTOR UNIT, STARTER | 1 | ----- | MCSMA |
| 4 | 32101-GW3-780 | BRUSH SET | 1 | ----- | MCSMA |
| 5 | 32105-KWB-921 | SUB CORD, STARTER MOTOR | 1 | ----- | MCSMA |
| 6 | 91309-KEE-630 | O-RING | 1 | ----- | MCSMA |
| 7 | 93892-04006-08 | SCREW-WASHER, 4X6 | 1 | ----- | MCSMA |
| 8 | 93892-05016-08 | SCREW-WASHER, 5X16 | 3 | ----- | MCSMA |
| 9 | 96001-06032-00 | BOLT, FLANGE, 6X32 | 2 | ----- | MCSMA |

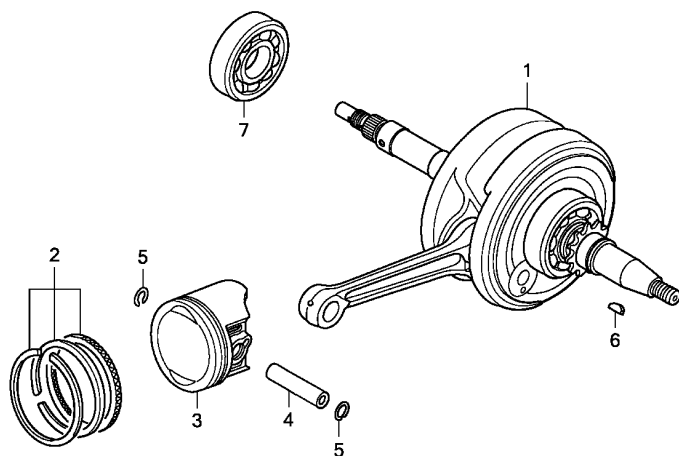
2



| Ref. No. | L.O.N. | (Relative ref. Number) Description | F.R.T. |
|----------|--------|--|--------|
| 1 | 110120 | CRANKCASE :RIGHTINCLUDES: Engine removal and installation | 3.8 |
| 2 | 110115 | CRANKCASE :LEFTINCLUDES: Engine removal and installation | 3.1 |
| | 1101A2 | CRANKCASE :BOTHINCLUDES: Engine removal and installation | 4.1 |
| 4 | 615125 | SWITCH, GEAR CHANGE | 0.2 |
| 8 | 1101F9 | OIL SEAL, GEARSHIFT SPINDLE .. | 1.2 |

| Ref. No. | Part No. | Description | Reqd. QTY | Serial No. | Parts catalogue code |
|----------|----------------|--|-------------------------|------------|----------------------|
| | | | AFX110 CS/MCS/S A | | |
| 1 | 11100-KWB-600 | CRANKCASE COMP., R. | 1 | | |
| 2 | 11200-KWB-602 | CRANKCASE COMP., L. | 1 | ----- | CSMA,SMA |
| | 11200-KWB-922 | | 1 | ----- | MCSMA |
| 3 | 11218-KWB-600 | PLATE, OIL STOPPER | 1 | | |
| 4 | 35759-KWB-921 | CONTACT ASSY., CHANGE SWITCH (TOYO DENSO) | 1 | | |
| 5 | 90031-KWB-600 | BOLT, STUD, 7X180.5 | 4 | | |
| 6 | 90407-259-000 | PACKING, DRAIN COCK, 12.5X20 | 1 | | |
| 7 | 90703-HC4-000 | DOWEL PIN, 10X14 | 2 | | |
| 8 | 91208-KWB-601 | OIL SEAL, 11.6X22X7 | 1 | | |
| 9 | 92800-12000 | BOLT, DRAIN PLUG, 12MM | 1 | | |
| 10 | 93101-06014-0A | BOLT, HEX., 6X14 | 1 | | |
| 11 | 95701-06018-00 | BOLT, FLANGE, 6X18 | 1 | | |
| 12 | 96001-06060-00 | BOLT, FLANGE, 6X60 | 10 | | |
| 13 | 96001-06075-00 | BOLT, FLANGE, 6X75 | 1 | | |

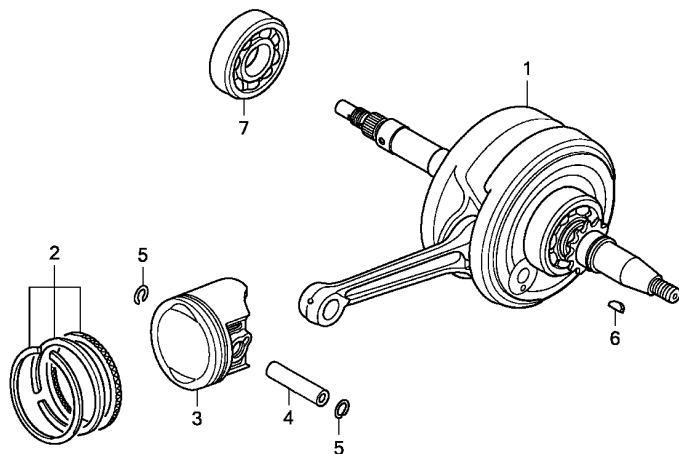




KWWWME1500

| Ref. No. | L.O.N. | (Relative ref. Number) Description | F.R.T. |
|----------|--------|--|--------|
| 1 | 1101B5 | CRANKSHAFTINCLUDES: Engine removal and installation | 3.5 |
| 3 | 111103 | RING, PISTON AND/OR PISTON (ONE) | 1.2 |
| 7 | 1101B7 | BEARING, CRANKSHAFT :RIGHTINCLUDES: Engine removal and installation | 3.4 |

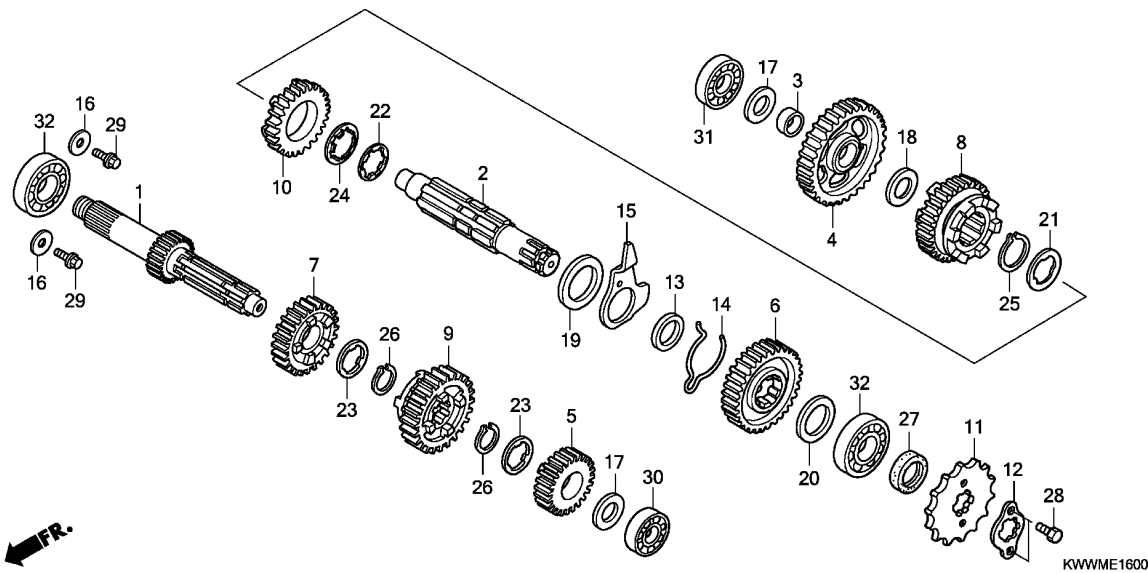
| Ref. No. | Part No. | Description | Reqd. QTY AFX110 CS/MCS/S A | Serial No. | Parts catalogue code |
|----------|---------------|--------------------------------------|--------------------------------------|------------|----------------------|
| 1 | 13000-KWB-601 | CRANKSHAFT COMP. | 1 | | |
| 2 | 13011-KFL-851 | RING SET, PISTON (STD.) (RIKEN) | 1 | | |
| | 13011-KWB-305 | RING SET, PISTON (STD.) (TEIKOKU) | 1 | | |
| | 13012-KFL-851 | RING SET, PISTON (0.25) (RIKEN) | (1) | | |
| | 13013-KFL-851 | RING SET, PISTON (0.50) (RIKEN) | (1) | | |
| | 13014-KFL-851 | RING SET, PISTON (0.75) (RIKEN) | (1) | | |
| | 13015-KFL-851 | RING SET, PISTON (1.00) (RIKEN) | (1) | | |
| | 13021-KWB-305 | RING SET, PISTON (0.25) (TEIKOKU) | (1) | | |
| | 13031-KWB-305 | RING SET, PISTON (0.50) (TEIKOKU) | (1) | | |
| | 13041-KWB-305 | RING SET, PISTON (0.75) (TEIKOKU) | (1) | | |
| | 13051-KWB-305 | RING SET, PISTON (1.00) (TEIKOKU) | (1) | | |
| 3 | 13101-KWB-600 | PISTON (STD.) | 1 | | |
| | 13101-KWW-B10 | | 1 | | |
| | 13102-KWB-305 | PISTON (0.25) | (1) | | |
| | 13102-KWW-306 | | (1) | | |
| | 13103-KWB-305 | PISTON (0.50) | (1) | | |
| | 13103-KWW-306 | | (1) | | |
| | 13104-KWB-305 | PISTON (0.75) | (1) | | |
| | 13104-KWW-306 | | (1) | | |
| | 13105-KWB-305 | PISTON (1.00) | (1) | | |
| | 13105-KWW-306 | | (1) | | |
| 4 | 13111-087-000 | PIN, PISTON | 1 | | |
| 5 | 13115-GN5-910 | CLIP, PISTON PIN, 13MM | 2 | | |



KWWWME1500

2

| Ref. No. | Part No. | Description | Reqd. QTY AFX110 CS/MCS/S A | Serial No. | Parts catalogue code |
|----------|---------------|--|--------------------------------------|------------|----------------------|
| 6 | 90741-003-010 | KEY, WOODRUFF, 4MM | 1 | | |
| 7 | 91001-KPH-901 | BEARING, RADIAL BALL, 63/22 (FUJIKOSHI) | 1 | | |
| | 91001-KWB-601 | BEARING, RADIAL BALL, 63/22 (NTN) | 1 | | |
| | 91001-KWW-A01 | BEARING, RADIAL BALL, 63/22 (SKF) | 1 | | |



| Ref. No. | L.O.N. | (Relative ref. Number) Description | F.R.T. |
|----------|--------|--|--------|
| 1 | | (5,7,9) | |
| 210141 | | MAINSHAFT, TRANSMISSIONINCLUDES: Engine removal and installation | 2.9 |
| 210141A | | .Replace countershaft add (4,6,8,10) | 0.2 |
| 2 | | 210142 COUNTERSHAFT, TRANSMISSIONINCLUDES: Engine removal and installation | 2.9 |
| 210142A | | .Replace mainshaft add | 0.2 |
| 11 | | 213135 SPROCKET, DRIVE | 0.2 |
| 30 | | 2101C2 BEARING, MAINSHAFT :LEFTINCLUDES: Engine removal and installation | 2.9 |
| 31 | | 2101C8 BEARING, COUNTERSHAFT :RIGHT .. .INCLUDES: Engine removal and installation | 3.6 |
| 32 | | 2101C5 BEARING, MAINSHAFT :RIGHTINCLUDES: Engine removal and installation | 3.6 |
| | | 2101C6 BEARING, MAINSHAFT :BOTHINCLUDES: Engine removal and installation | 3.8 |
| + | | 2101C7 BEARING, COUNTERSHAFT :LEFT .. | 2.9 |

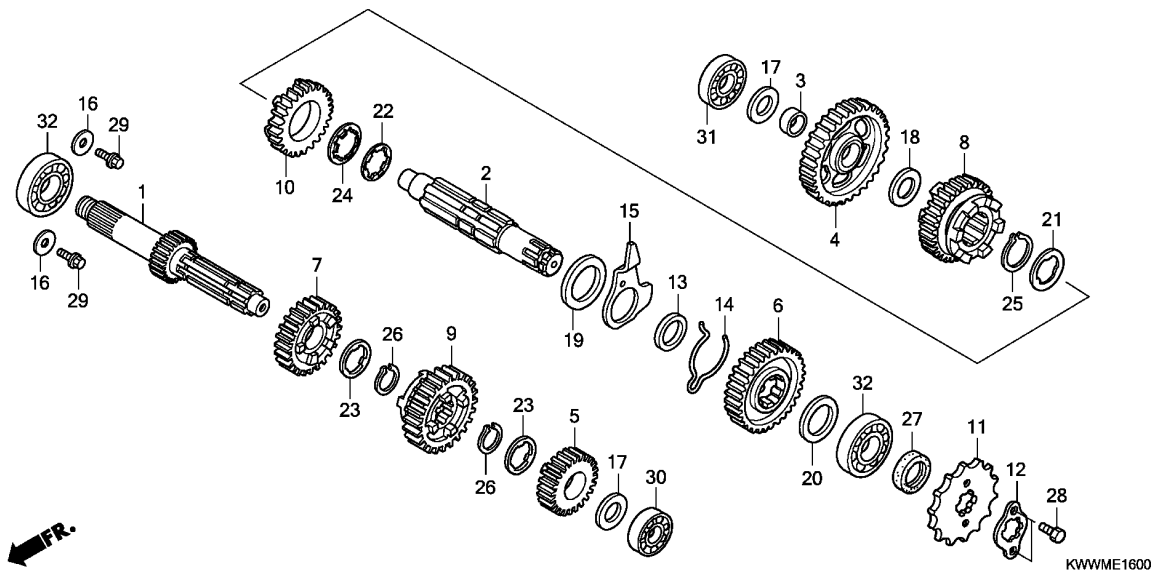
| Ref. No. | Part No. | Description | Reqd. QTY AFX110 CS/MCS/S A | Serial No. | Parts catalogue code |
|----------|---------------|------------------------------------|--------------------------------------|------------|----------------------|
| 1 | 23211-KWW-B10 | MAINSHAFT (13T) | 1 | | |
| 2 | 23221-KWW-B10 | COUNTERSHAFT | 1 | | |
| 3 | 23415-KWW-B10 | BUSH, 15MM | 1 | | |
| 4 | 23421-KWW-B10 | GEAR, COUNTERSHAFT FIRST (34T) | 1 | | |
| 5 | 23431-KWW-B10 | GEAR, MAINSHAFT SECOND (18T) | 1 | | |
| 6 | 23441-KWW-B10 | GEAR, COUNTERSHAFT SECOND (28T) | 1 | | |
| 7 | 23451-KWW-B10 | GEAR, MAINSHAFT THIRD (22T) .. | 1 | | |
| 8 | 23461-KWW-B10 | GEAR, COUNTERSHAFT THIRD (25T) | 1 | | |
| 9 | 23471-KWW-B10 | GEAR, MAINSHAFT FOURTH (24T) | 1 | | |
| 10 | 23481-KWW-B10 | GEAR, COUNTERSHAFT FOURTH (22T) | 1 | | |
| 11 | 23801-KTM-900 | SPROCKET, DRIVE (14T) | 1 | | |
| 12 | 23802-GN5-910 | PLATE, FIXING | 1 | | |
| 13 | 23911-KWW-B10 | COLLAR, LOCK PLATE | 1 | | |
| 14 | 24305-KWW-B10 | SPRING, GEARSHIFT FRICTION .. | 1 | | |
| 15 | 24306-KWW-B10 | PLATE, DRUM LOCK | 1 | | |
| 16 | 90403-KWB-600 | WASHER, 6X19X2.3 | 2 | | |
| 17 | 90412-KWW-B10 | WASHER, SPLINE, 12X23 | 2 | | |
| 18 | 90413-KWW-B10 | WASHER, THRUST, 15MM | 1 | | |
| 19 | 90452-KWW-B10 | WASHER, THRUST, 20MM | 1 | | |
| 20 | 90453-KWW-B10 | WASHER, THRUST, 17MM | 1 | | |
| 21 | 90461-KWW-B10 | WASHER, SPLINE, 20MM | 1 | | |
| 22 | 90462-KWW-B10 | WASHER, SPLINE, 20MM | 1 | | |
| 23 | 90463-KWW-B10 | WASHER, SPLINE, 17MM | 2 | | |

2

E-16

TRANSMISSION

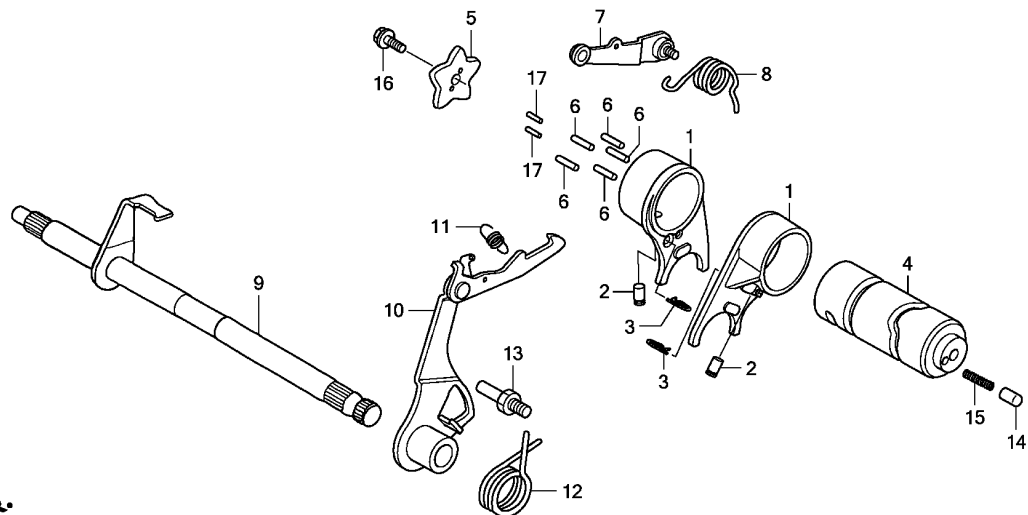
E 5



| Ref. No. | L.O.N. | (Relative ref. Number) Description | F.R.T. |
|----------|--------|--|--------|
| +32 | | .INCLUDES: Engine removal and installation | |
| 2101C9 | | BEARING, COUNTERSHAFT :BOTH .. | 3.8 |
| 2101D4 | | BEARING, MAINSHAFT AND COUNTERSHAFT :ALL | 4.0 |
| | | .INCLUDES: Engine removal and installation | |

| Ref. No. | Part No. | Description | Reqd. QTY AFX110 CS/MCS/S A | Serial No. | Parts catalogue code |
|----------|----------------|-------------------------------|--------------------------------------|------------|----------------------|
| 24 | 90465-KWW-B10 | WASHER, LOCK, 20MM | 1 | | |
| 25 | 90601-KWW-B10 | CIRCLIP, 20MM | 1 | | |
| 26 | 90602-KWW-B10 | CIRCLIP, 17MM | 2 | | |
| 27 | 91204-KWB-601 | OIL SEAL, 17X29X5 | 1 | | |
| 28 | 92101-06010-0A | BOLT, HEX., 6X10 | 2 | | |
| 29 | 95701-06012-00 | BOLT, FLANGE, 6X12 | 2 | | |
| 30 | 96100-60010-00 | BEARING, RADIAL BALL, 6001 .. | 1 | | |
| 31 | 96100-62010-00 | BEARING, RADIAL BALL, 6201 .. | 1 | | |
| 32 | 96100-62030-00 | BEARING, RADIAL BALL, 6203 .. | 2 | | |



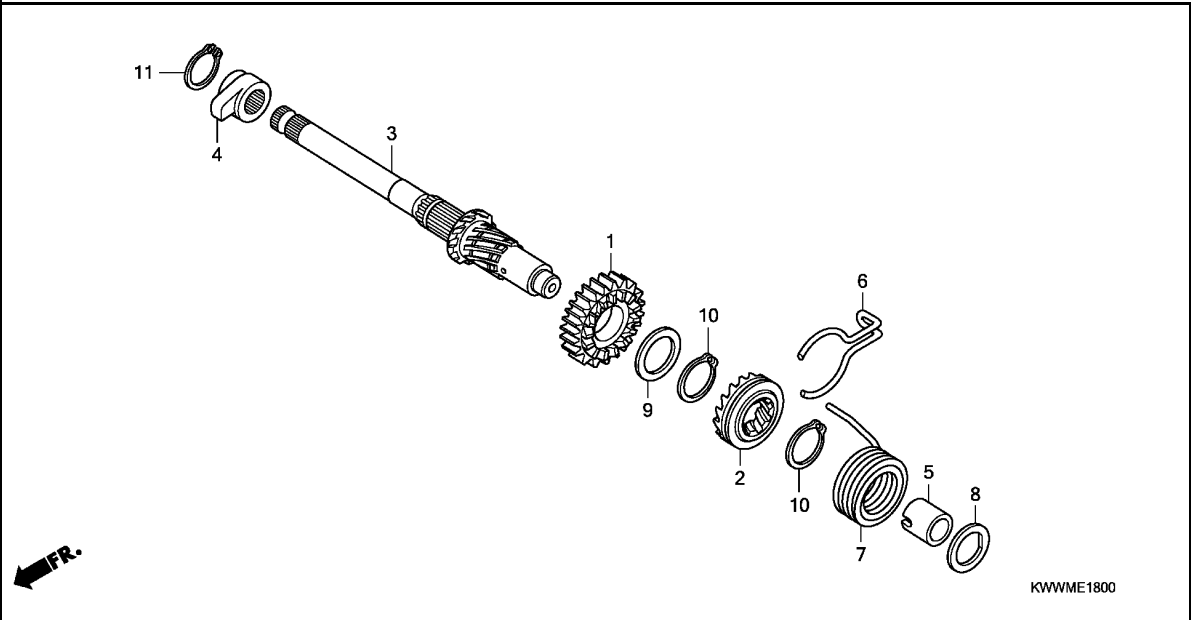


FR.

KWVME1700

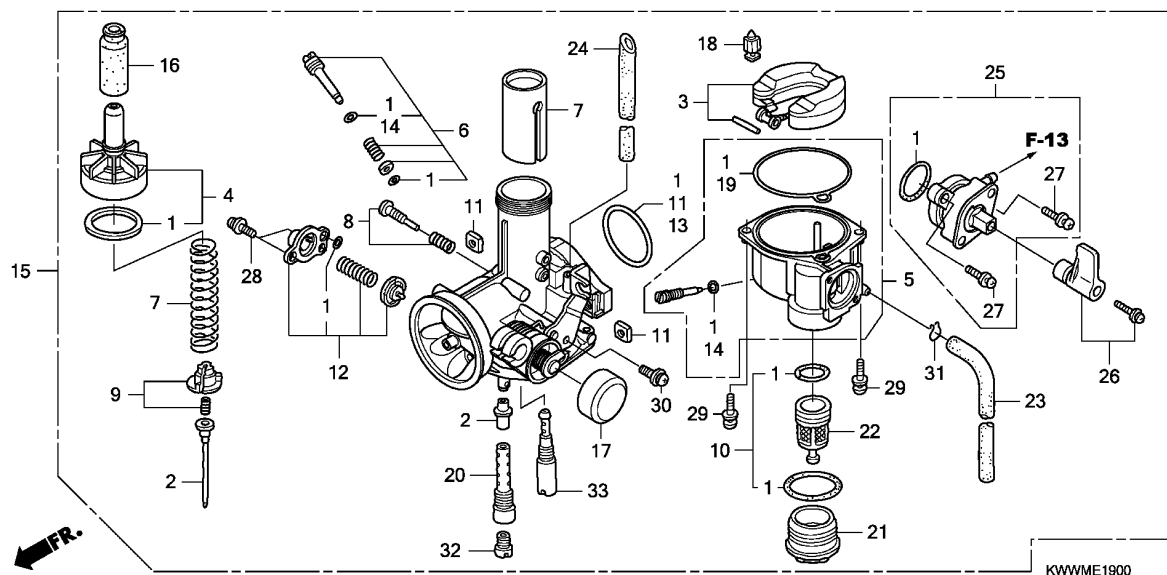
| Ref. No. | L.O.N. | (Relative ref. Number) Description | F.R.T. |
|----------|--------|---|--------|
| 1 | | (2,3) | |
| 210112 | | FORK, GEARSHIFTINCLUDES: Engine removal and installation .NOTE: Same time for two units | 2.9 |
| 4 | 2101A9 | DRUM, GEARSHIFTINCLUDES: Engine removal and installation | 2.9 |
| 5 | 2101D6 | PLATE, GEARSHIFT DRUM STOPPER (8) | 1.0 |
| 7 | 210125 | STOPPER OR SPRING, SHIFT DRUM | 1.0 |
| 9 | 210122 | SPINDLE, GEARSHIFT (12) | 1.1 |
| 10 | 210127 | ARM, GEARSHIFT | 1.1 |

| Ref. No. | Part No. | Description | Reqd. QTY AFX110 CS/MCS/S A | Serial No. | Parts catalogue code |
|----------|---------------|--------------------------------|--------------------------------------|------------|----------------------|
| 1 | 24211-KWB-600 | FORK, GEARSHIFT | 2 | | |
| 2 | 24261-KWB-600 | PIN, GEARSHIFT FORK GUIDE ... | 2 | | |
| 3 | 24263-028-000 | CLIP, GEARSHIFT FORK GUIDE PIN | 2 | | |
| 4 | 24301-KWB-600 | DRUM, GEARSHIFT | 1 | | |
| 5 | 24411-KWB-600 | PLATE, GEARSHIFT DRUM STOPPER | 1 | | |
| 6 | 24421-200-000 | PIN, GEARSHIFT DRUM | 5 | | |
| 7 | 24430-GB4-772 | ARM COMP., SHIFT DRUM STOPPER | 1 | | |
| 8 | 24435-GB4-772 | SPRING, GEARSHIFT DRUM STOPPER | 1 | | |
| 9 | 24610-KWB-600 | SPINDLE COMP., GEARSHIFT | 1 | | |
| 10 | 24630-KWB-600 | ARM COMP., GEARSHIFT | 1 | | |
| 11 | 24641-041-000 | SPRING, GEARSHIFT ARM | 1 | | |
| 12 | 24651-041-000 | SPRING, GEARSHIFT RETURN | 1 | | |
| 13 | 24652-KPH-900 | PIN, SHIFT RETURN SPRING | 1 | | |
| 14 | 35751-KPH-900 | CAP, CHANGE SWITCH CONTACT .. | 1 | | |
| 15 | 35752-KPH-900 | SPRING, CHANGE SWITCH CONTACT | 1 | | |
| 16 | 90071-171-010 | BOLT, KNOCK, 6MM | 1 | | |
| 17 | 96220-30100 | ROLLER, 3X10 | 2 | | |



| Ref. No. | L.O.N. | (Relative ref. Number) Description | F.R.T. |
|----------|--------|--|--------|
| 1 | | (2,6) | |
| 1 | 1121A0 | PINION, KICK STARTERINCLUDES: Engine removal and installation | 2.8 |
| 3 | 1121A2 | SPINDLE, KICK STARTERINCLUDES: Engine removal and installation | 2.8 |
| 7 | 112103 | SPRING, KICK STARTER RETURN .. .INCLUDES: Engine removal and installation | 2.8 |

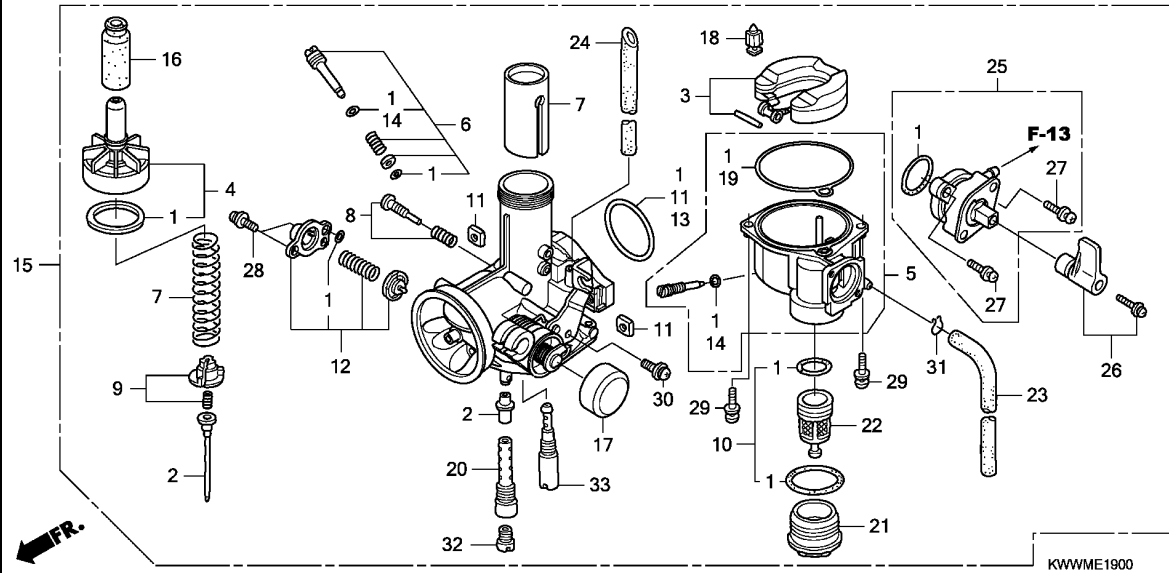
| Ref. No. | Part No. | Description | Reqd. QTY AFX110 CS/MCS/S A | Serial No. | Parts catalogue code |
|----------|---------------|------------------------------------|--------------------------------------|------------|----------------------|
| 1 | 28211-KWW-B10 | PINION, KICK STARTER (23T) .. | 1 | | |
| 2 | 28221-KWW-B10 | RATCHET, STARTER DRIVE | 1 | | |
| 3 | 28251-KWW-B10 | SPINDLE, KICK STARTER | 1 | | |
| 4 | 28262-KWB-600 | RETAINER, KICK SPINDLE | 1 | | |
| 5 | 28265-KWW-B10 | COLLAR, KICK SPRING | 1 | | |
| 6 | 28271-KWW-B10 | SPRING, STARTER PINION FRICTION | 1 | | |
| 7 | 28281-KWW-B10 | SPRING, KICK RETURN | 1 | | |
| 8 | 90451-KWW-B10 | WASHER, SPLINE, 14MM | 1 | | |
| 9 | 90454-KWW-B10 | WASHER B, THRUST, 20MM | 1 | | |
| 10 | 90605-KWW-B10 | SET RING, 20MM | 2 | | |
| 11 | 94510-16000 | CIRCLIP, EXTERNAL, 16MM | 1 | | |



| Ref. No. | L.O.N. | (Relative ref. Number) Description | F.R.T. |
|----------|--------|------------------------------------|--------|
| 2 | 3111A3 | NEEDLE, JET | 0.7 |
| 3 | | (18) | |
| | 311120 | FLOAT OR FLOAT VALVE | 0.6 |
| 4 | 3111A5 | TOP SET, CARBURETOR | 0.2 |
| 5 | 3111A6 | CHAMBER, FLOAT | 0.5 |
| 7 | 3111A8 | VALVE, THROTTLE | 0.3 |
| 12 | 3111B8 | VALVE, AIR CUT | 0.1 |
| 15 | 3111B5 | CARBURETOR ASSEMBLY | 0.6 |
| 25 | 310110 | COCK ASSY., FUEL | 0.2 |
| 32 | | (20,33) | |
| | 3111D4 | JET, MAIN | 0.6 |

| Ref. No. | Part No. | Description | Reqd. QTY AFX110 CS/MCS/S A | Serial No. | Parts catalogue code |
|----------|---------------|-------------------------------|--------------------------------------|------------|----------------------|
| 1 | 16010-KSS-901 | GASKET SET | 1 | | |
| 2 | 16012-KWB-921 | NEEDLE SET, JET | 1 | | |
| 3 | 16013-KPG-901 | FLOAT SET | 1 | | |
| 4 | 16014-KWB-921 | TOP SET | 1 | | |
| 5 | 16015-KVV-901 | CHAMBER SET, FLOAT | 1 | | |
| 6 | 16016-KPH-901 | SCREW SET | 1 | | |
| 7 | 16022-KWB-921 | VALVE SET, THROTTLE | 1 | | |
| 8 | 16028-KTT-901 | SCREW SET | 1 | | |
| 9 | 16037-KPH-901 | PLATE SET, VALVE | 1 | | |
| 10 | 16040-KEV-900 | GASKET SET | 1 | | |
| 11 | 16041-GB5-D30 | NUT SET, SQUARE | 1 | | |
| 12 | 16048-KPH-901 | VALVE SET, AIR CUT | 1 | | |
| 13 | 16075-GHB-B40 | O-RING, 2.4X25 | 1 | | |
| 14 | 16075-GHB-640 | O-RING, 1.3X4.3 | 2 | | |
| 15 | 16100-KWW-D01 | CARBURETOR ASSY. (PB7UE A) .. | 1 | | |
| 16 | 16148-KB1-921 | CAP, CABLE SEALING | 1 | | |
| 17 | 16148-141-881 | CAP, CHOKE DUST | 1 | | |
| 18 | 16155-KRS-861 | VALVE COMP., FLOAT | 1 | | |
| 19 | 16163-GFP-901 | GASKET, FLOAT CHAMBER | 1 | | |
| 20 | 16165-KWB-921 | HOLDER, NEEDLE JET | 1 | | |
| 21 | 16175-GB0-911 | CUP, FUEL STRAINER | 1 | | |
| 22 | 16176-GB0-911 | SCREEN, FUEL STRAINER | 1 | | |
| 23 | 16198-GC7-004 | TUBE, OVERFLOW | 1 | | |
| 24 | 16199-KWW-A01 | TUBE, AIR VENT | 1 | | |
| 25 | 16951-KSS-901 | BODY SET, COCK | 1 | | |

KWWME1900



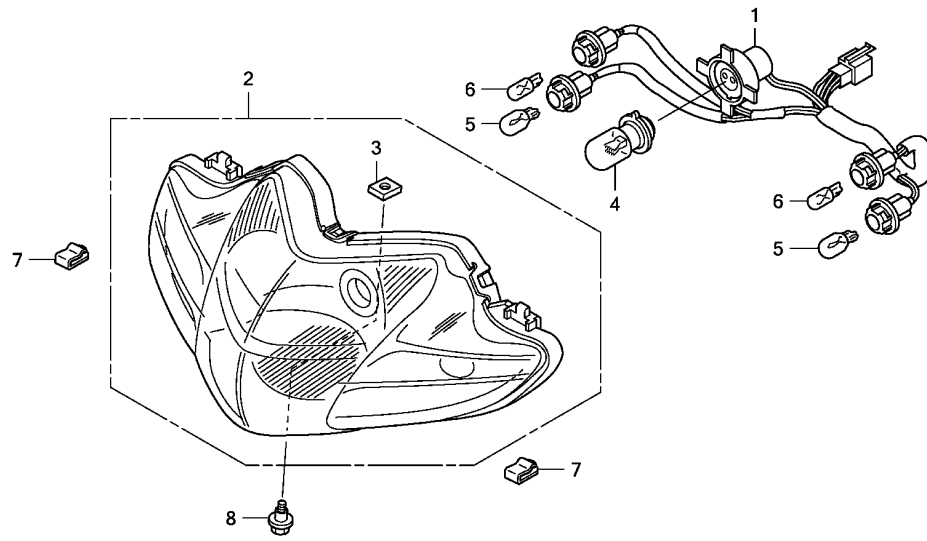
| Ref. No. | Part No. | Description | Reqd. QTY AFX110 CS/MCS/S A | Serial No. | Parts catalogue code |
|----------|----------------|--------------------|--------------------------------------|------------|----------------------|
| 26 | 16963-KSS-901 | LEVER SET, COCK | 1 | | |
| 27 | 93892-03012-18 | SCREW-WASHER, 3X12 | 2 | | |
| 28 | 93892-04010-18 | SCREW-WASHER, 4X10 | 2 | | |
| 29 | 93892-04014-08 | SCREW-WASHER, 4X14 | 2 | | |
| 30 | 93892-05010-18 | SCREW-WASHER, 5X10 | 1 | | |
| 31 | 95002-02659 | CLIP, TUBE (B6.5) | 1 | | |
| 32 | 99101-KSS-0880 | JET, MAIN, #88 | 1 | | |
| 33 | 99103-KPH-0350 | JET, SLOW, #35 | 1 | | |



F-1

HEADLIGHT

F 1

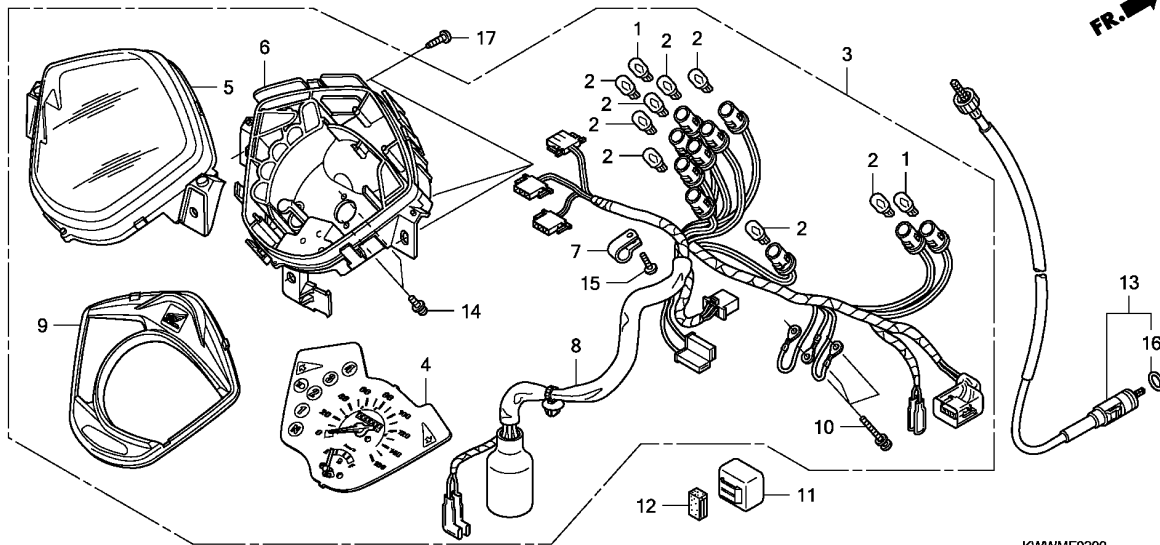


KWWMF0100

| Ref. No. | L.O.N. | (Relative ref. Number) Description | F.R.T. |
|----------|--------|------------------------------------|--------|
| 1 | 6161B1 | SOCKET, HEADLIGHT | 0.3 |
| 2 | 6161A7 | HEADLIGHT UNIT | 0.4 |
| 4 | 616118 | BULB, HEADLIGHT | 0.3 |
| 5 | 616133 | BULB, WINKER :FRONT | 0.3 |
| | | .NOTE: Same time for two units | |
| | 6161G0 | BULB, WINKER :FOR 1 VEHICLE .. | 0.4 |
| 6 | 616182 | BULB, POSITION LIGHT | 0.3 |
| | | .NOTE: Same time for two units | |

3

| Ref. No. | Part No. | Description | Reqd. QTY AFX110 CS/MCS/S A | Serial No. | Parts catalogue code |
|----------|---------------|--|--------------------------------------|------------|----------------------|
| 1 | 33105-KWW-601 | SOCKET COMP., HEADLIGHT | 1 | | |
| 2 | 33110-KWW-601 | HEADLIGHT UNIT | 1 | | |
| 3 | 33115-KBA-830 | NUT, ADJUST | 1 | | |
| 4 | 34901-KVY-901 | BULB, HEADLIGHT (STANLEY) (12V 32/32W) | 1 | | |
| 5 | 34905-KAN-W01 | BULB, WINKER (12V 10W) (STANLEY) | 2 | | |
| 6 | 34908-GA7-701 | BULB, WEDGE BASE (T10) (12V 3.4W)(NIPPON SEIKI) | 2 | | |
| 7 | 53209-GAH-000 | CLIP, HEADLIGHT | 2 | | |
| 8 | 90101-GJ6-000 | BOLT, ADJUSTING | 1 | | |

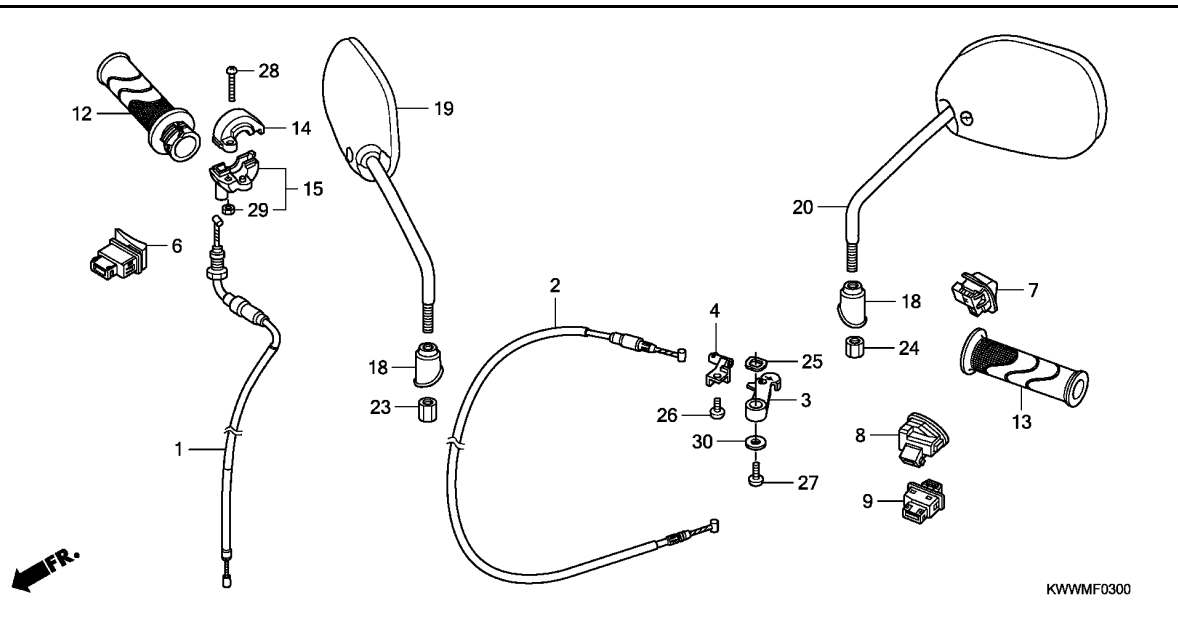


FR. →

KWWMF0200

| Ref. No. | L.O.N. | (Relative ref. Number) Description | F.R.T. |
|----------|--------|--|--------|
| 1 | | (2) 6161G3 BULB, METER | 0.3 |
| | | .NOTE: Same time for two units or more | |
| 3 | | 8121A1 METER ASSY., COMBINATION | 0.8 |
| 4 | | 8121A2 METER, COMBINATION | 1.0 |
| 5 | | (9) 8121B7 LENS, METER | 0.8 |
| 6 | | 8121B3 CASE, METER | 0.9 |
| 8 | | 6161G4 SOCKET ASSY., METER BULB | 0.8 |
| 11 | | 6111C3 RELAY, WINKER | 0.4 |
| 13 | | 811160 CABLE, SPEEDOMETER | 0.4 |

| Ref. No. | Part No. | Description | Reqd. QTY | Serial No. | Parts catalogue code |
|----------|---------------|--|-------------------------|----------------|----------------------|
| | | | AFX110 CS/MCS/S A | | |
| 1 | 34908-GA7-701 | BULB, WEDGE BASE (T10) (12V 3.4W)(NIPPON SEIKI) | 2 | | |
| 2 | 34908-MB9-871 | BULB, WEDGE BASE (T10) (12V 1.7W)(STANLEY) | 8 | | |
| 3 | 37200-KWW-D11 | SPEEDOMETER ASSY. (KPH) | 1 | ----- MCSMA | |
| | 37200-KWW-D21 | | 1 | ----- CSMA,SMA | |
| 4 | 37210-KWW-D11 | METER COMP., SPEED & FUEL ... | 1 | | |
| 5 | 37211-KWW-D11 | GLASS | 1 | | |
| 6 | 37212-KWW-D11 | CASE COMP., UNDER | 1 | | |
| 7 | 37215-KWW-D11 | CLAMP | 1 | | |
| 8 | 37224-KWW-D11 | SOCKET COMP. | 1 | ----- MCSMA | |
| | 37224-KWW-D21 | | 1 | ----- CSMA,SMA | |
| 9 | 37230-KWW-D11 | PLATE ASSY., REFLECTING | 1 | | |
| 10 | 37305-KE5-008 | SCREW-WASHER, 3X22 | 3 | | |
| 11 | 38301-GBG-911 | RELAY COMP., WINKER (PT.MITSUBA) | 1 | | |
| 12 | 38306-KK4-000 | SUSPENSION, WINKER RELAY (MITSUBA) | 1 | | |
| 13 | 44830-KWW-A00 | CABLE COMP., SPEEDOMETER | 1 | | |
| 14 | 90035-166-008 | SCREW-WASHER, SPECIAL, 4X10 .. | 2 | | |
| 15 | 90109-MZ5-008 | SCREW, TAPPING, 4X14 | 1 | | |
| 16 | 91256-KK3-840 | O-RING, 10X1.5 | 1 | | |
| 17 | 93903-25310 | SCREW, TAPPING, 5X16 | 3 | | |



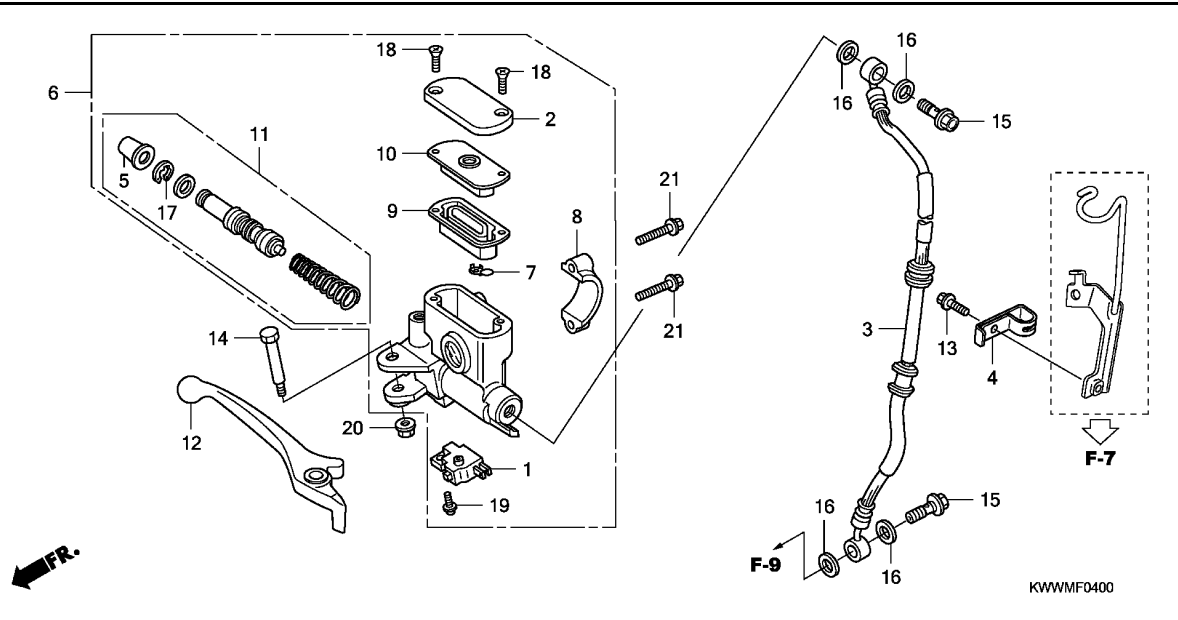
| Ref. No. | L.O.N. | (Relative ref. Number) Description | F.R.T. |
|----------|--------|------------------------------------|--------|
| 1 | 811100 | CABLE, THROTTLE | 0.7 |
| 2 | 811120 | CABLE, CHOKE | 0.5 |
| 3 | 810140 | LEVER, CHOKE :HANDLE SIDE | 0.1 |
| 6 | 615116 | SWITCH, STARTER | 0.4 |
| 7 | 615117 | SWITCH, DIMMER | 0.4 |
| 8 | 6151A3 | SWITCH, HORN | 0.4 |
| 9 | 615118 | SWITCH, WINKER | 0.4 |
| 12 | 810150 | GRIP, THROTTLE | 0.4 |
| 13 | 8101C0 | GRIP, HANDLE :LEFT | 0.1 |
| 15 | 810155 | HOUSING, THROTTLE | 0.4 |

KWWMF0300

| Ref. No. | Part No. | Description | Reqd. QTY | Serial No. | Parts catalogue code |
|----------|----------------|-------------------------------|-------------------------|-------------|----------------------|
| | | | AFX110 CS/MCS/S A | | |
| 1 | 17910-KWW-D30 | CABLE COMP., THROTTLE | 1 | | |
| 2 | 17950-KWW-A00 | CABLE COMP., CHOKE | 1 | | |
| 3 | 17961-KFM-900 | LEVER, CHOKE | 1 | | |
| 4 | 17962-KFM-900 | STOPPER, CABLE | 1 | | |
| 6 | 35160-KWW-B21 | SWITCH UNIT, STARTER | 1 | ----- MCSMA | |
| 7 | 35170-KWW-B21 | SWITCH UNIT, DIMMER | 1 | | |
| 8 | 35180-KWW-B21 | SWITCH UNIT, HORN | 1 | | |
| 9 | 35200-KWW-B21 | SWITCH UNIT, WINKER | 1 | | |
| 12 | 53140-KWW-620 | GRIP COMP., THROTTLE | 1 | | |
| 13 | 53166-KWB-600 | GRIP, L. HANDLE | 1 | | |
| 14 | 53167-KFM-900 | HOUSING, UPPER THROTTLE | 1 | | |
| 15 | 53168-KFM-900 | HOUSING, UNDER THROTTLE | 1 | | |
| 18 | 88113-KWW-A00 | CAP, LOCK NUT | 2 | | |
| 19 | 88210-KRS-940 | MIRROR COMP., R. | 1 | | |
| 20 | 88220-KRS-940 | MIRROR COMP., L. | 1 | | |
| 23 | 90314-KFM-900 | NUT, LOCK | 1 | | |
| 24 | 90314-KRS-690 | NUT, LOCK | 1 | | |
| 25 | 90442-147-000 | WASHER, WAVE | 1 | | |
| 26 | 93500-05010-0G | SCREW, PAN, 5X10 | 1 | | |
| 27 | 93500-05012-0G | SCREW, PAN, 5X12 | 1 | | |
| 28 | 93500-05025-0G | SCREW, PAN, 5X25 | 1 | | |
| 29 | 94001-05070-0S | NUT, HEX., 5MM | 1 | | |
| 30 | 94103-05700 | WASHER, PLAIN, 5MM | 1 | | |

F-4

FRONT BRAKE MASTER CYLINDER



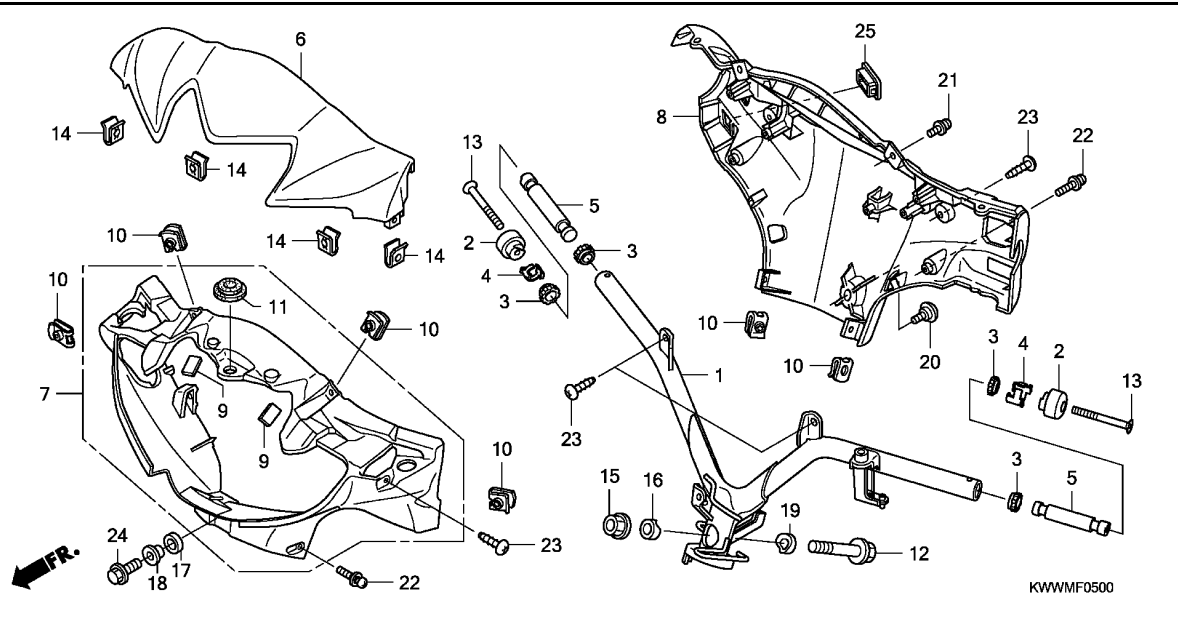
| Ref. No. | L.O.N. | (Relative ref. Number) Description | F.R.T. |
|----------|--------|---|--------|
| 1 | 6151B2 | SWITCH, FRONT STOP | 0.2 |
| 3 | 7121A0 | HOSE, FRONT BRAKE | 0.8 |
| 6 | 712105 | CYLINDER, FRONT BRAKE MASTER . .INCLUDES: Bleed brakes | 0.6 |
| 9 | 7121G6 | DIAPHRAGM, FRONT BRAKE MASTER CYLINDER | 0.1 |
| 11 | 7121G9 | PISTON SET, FRONT BRAKE MASTER .INCLUDES: Bleed brakes | 0.6 |
| 12 | 8101C7 | LEVER, HANDLE :RIGHT | 0.3 |

| Ref. No. | Part No. | Description | Reqd. QTY AFX110 CS/MCS/S A | Serial No. | Parts catalogue code |
|----------|----------------|--|--------------------------------------|------------|----------------------|
| 1 | 35340-KWB-601 | SWITCH ASSY., FR. STOP | 1 | | |
| 2 | 43513-KBP-881 | CAP, MASTER CYLINDER | 1 | | |
| 3 | 45126-KWW-A01 | HOSE COMP., FR. BRAKE | 1 | | |
| 4 | 45157-KWW-A00 | CLAMPER B, BRAKE HOSE | 1 | | |
| 5 | 45504-410-003 | BOOT COMP. | 1 | | |
| 6 | 45510-KWB-601 | CYLINDER SUB ASSY., FR. BRAKE MASTER (NISSIN) | 1 | | |
| 7 | 45512-MA6-006 | PROTECTOR | 1 | | |
| 8 | 45517-GW0-751 | HOLDER, MASTER CYLINDER | 1 | | |
| 9 | 45520-GW0-911 | DIAPHRAGM | 1 | | |
| 10 | 45521-GW0-911 | PLATE, DIAPHRAGM | 1 | | |
| 11 | 45530-KVY-911 | CYLINDER SET, MASTER | 1 | | |
| 12 | 53175-KRS-T80 | LEVER, R. STEERING HANDLE ... | 1 | | |
| 13 | 90102-KGH-900 | BOLT, FLANGE, 6X10 | 1 | | |
| 14 | 90114-KGH-900 | BOLT, HANDLE LEVER PIVOT | 1 | | |
| 15 | 90145-KM3-751 | BOLT, OIL, 10X22(SAGA) | 2 | | |
| | 90145-KPH-B30 | BOLT, OIL, 10X22(NISSIN) | 2 | | |
| 16 | 90545-300-000 | WASHER, OIL BOLT | 4 | | |
| 17 | 90651-MA5-671 | CIRCLIP | 1 | | |
| 18 | 93600-04012-1G | SCREW, FLAT, 4X12 | 2 | | |
| 19 | 93893-04012-17 | SCREW-WASHER, 4X12 | 1 | | |
| 20 | 94050-06000 | NUT, FLANGE, 6MM | 1 | | |
| 21 | 96001-06022-00 | BOLT, FLANGE, 6X22 | 2 | | |



F-5

HANDLE PIPE/HANDLE COVER

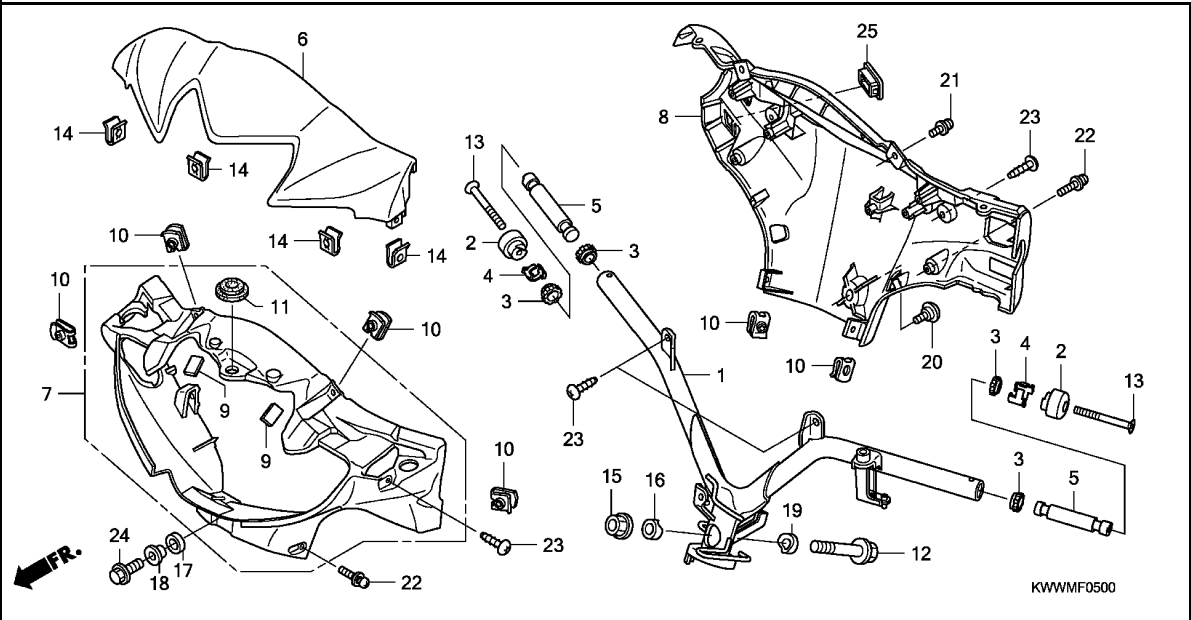


| Ref. No. | L.O.N. | (Relative ref. Number) Description | F.R.T. |
|----------|--------|------------------------------------|--------|
| 1 | 810100 | PIPE, STEERING HANDLE | 1.1 |
| 5 | 8101D6 | WEIGHT B, HANDLE :LEFT | 0.2 |
| | 8101D7 | WEIGHT B, HANDLE :RIGHT | 0.2 |
| | 8101D8 | WEIGHT B, HANDLE :BOTH | 0.4 |
| 6 | 4131X1 | COVER, HANDLE :UPPER | 0.1 |
| 7 | 4131B5 | COVER, HANDLE :FRONT | 0.3 |
| 8 | 4131B6 | COVER, HANDLE :REAR | 0.7 |
| | 4131U1 | COVER, HANDLE :BOTH | 0.7 |

KWWWMF0500

| Ref. No. | Part No. | Description | Reqd. QTY AFX110 CS/MCS/S A | Serial No. | Parts catalogue code |
|----------|--------------------------------|------------------------------------|--------------------------------------|------------|----------------------|
| 1 | 53100-KWW-B30 | PIPE COMP., STEERING HANDLE (DISK) | 1 | | |
| 2 | 53105-KWB-600 | WEIGHT A, STEERING HANDLE ... | 2 | | |
| 3 | 53106-KR3-000 | RUBBER A, HANDLE WEIGHT | 4 | | |
| 4 | 53108-KR3-770 | RING, HANDLE WEIGHT SNAP | 2 | | |
| 5 | 53125-KWB-600 | WEIGHT B, STEERING HANDLE ... | 2 | | |
| 6 | 53203-KWW-A00YA | COVER, HANDLE TOP | 1 | | |
| | *R331* |VIVACITY RED | 1 | ----- | SMA |
| | 53203-KWW-A00ZQ | *NHA69P* | 1 | ----- | SMA |
| | | PEARL MAGELLANIC BLACK | 1 | ----- | SMA |
| | 53203-KWW-A00ZV | *NH341P*..PEARL FADELESS WHITE | 1 | ----- | SMA |
| | 53203-KWW-A00ZW | *PB383M* | 1 | ----- | SMA |
| | | MARIANA PURPLE METALLIC | 1 | ----- | CSMA,MCSMA |
| | 53203-KWW-A00ZX | *R339M*..EUPHORIA RED METALLIC | 1 | ----- | CSMA,MCSMA |
| | 53203-KWW-A00ZY | *B206M*...VITAL BLUE METALLIC | 1 | ----- | SMA |
| 7 | 53205-KWW-D30ZA | COVER, FR. HANDLE | 1 | | |
| | *NH341P*..PEARL FADELESS WHITE | | 1 | ----- | SMA |
| | 53205-KWW-D30ZB | *PB383M* | 1 | ----- | SMA |
| | | MARIANA PURPLE METALLIC | 1 | ----- | CSMA,MCSMA |
| | 53205-KWW-D30ZC | *R339M*..EUPHORIA RED METALLIC | 1 | ----- | CSMA,MCSMA |
| | 53205-KWW-D30ZD | *B206M*...VITAL BLUE METALLIC | 1 | ----- | SMA |
| | 53205-KWW-D30ZE | *NHA69P* | 1 | ----- | SMA |
| | | PEARL MAGELLANIC BLACK | 1 | ----- | SMA |
| | 53205-KWW-D30ZF | *R331*..VIVACITY RED | 1 | ----- | SMA |
| 8 | 53206-KWW-D30ZA | COVER, RR. HANDLE | 1 | | |
| | *NH411M*FORCE SILVER METALLIC | | 1 | ----- | CSMA,MCSMA |
| | 53206-KWW-D30ZB | *NHA69P* | 1 | ----- | SMA |
| | | PEARL MAGELLANIC BLACK | 1 | ----- | SMA |

3

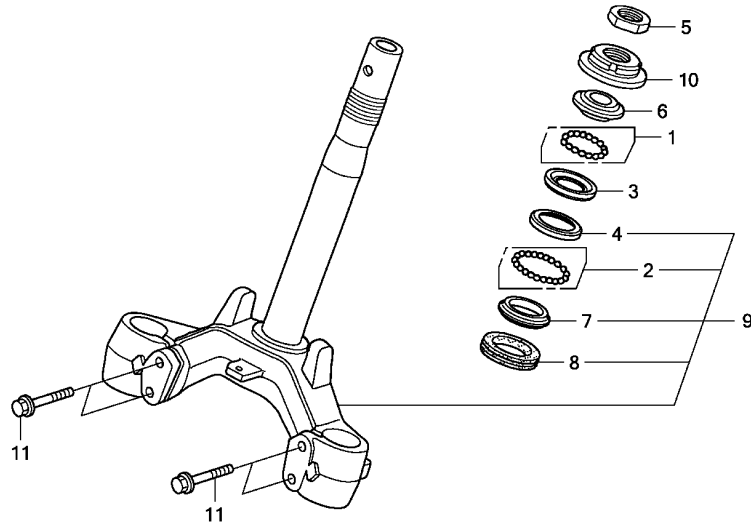


| Ref. No. | Part No. | Description | Reqd. QTY AFX110 CS/MCS/S A | Serial No. | Parts catalogue code |
|----------|----------------|-------------------------------|--------------------------------------|----------------|----------------------|
| 9 | 64341-KWW-A00 | RUBBER, CUSHION | 2 | | |
| 10 | 64521-MN5-000 | NUT, CLIP, 4MM | 6 | | |
| 11 | 83601-MN5-000 | GROMMET, SIDE COVER | 1 | | |
| 12 | 90106-GN5-900 | BOLT, FLANGE, 10X50 | 1 | | |
| 13 | 90191-KWB-600 | SCREW, OVAL, 6X45 | 2 | | |
| 14 | 90302-KWW-A00 | NUT, SPRING, 4MM | 4 | | |
| 15 | 90304-KGH-901 | NUT, U, 10MM | 1 | | |
| 16 | 90501-KPH-880 | COLLAR A, HANDLE SETTING | 1 | | |
| 17 | 90501-KWW-A00 | RUBBER, HANDLE MOUNTING | 1 | | |
| 18 | 90503-KBP-900 | COLLAR, MAIN SIDE COVER | 1 | | |
| 19 | 90505-KPH-880 | COLLAR B, HANDLE SETTING | 1 | | |
| 20 | 91509-GE2-760 | SCREW, PAN, 5X11.5 | 1 | | |
| 21 | 93891-04012-07 | SCREW-WASHER, 4X12 | 2 | | |
| 22 | 93891-04016-07 | SCREW-WASHER, 4X16 | 4 | | |
| 23 | 93903-24480 | SCREW, TAPPING, 4X16 | 6 | | |
| 24 | 96001-06016-00 | BOLT, FLANGE, 6X16 | 1 | | |
| 25 | 53207-KWW-600 | CAP, HANDLE COVER | 1 | ----- CSMA,SMA | |

F-6

STEERING STEM

F 7

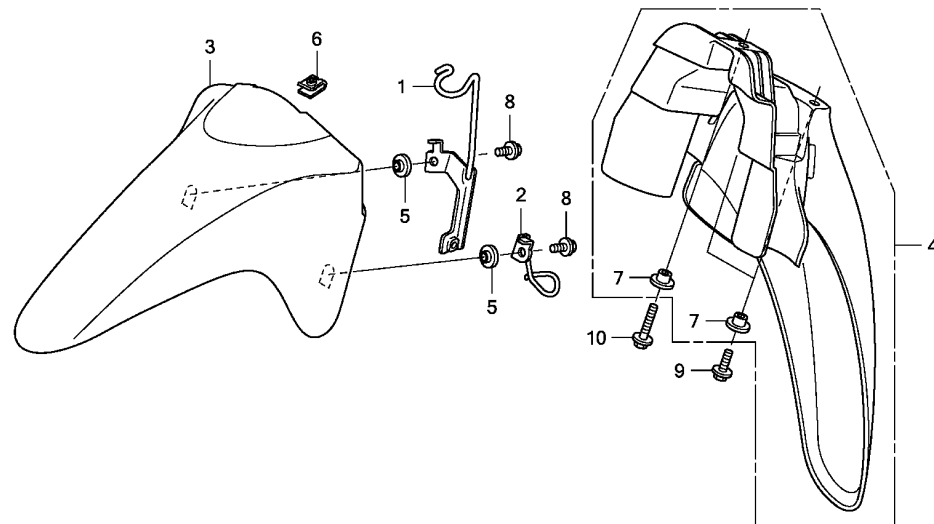


KWWMF0600

| Ref. No. | L.O.N. | (Relative ref. Number) Description | F.R.T. |
|----------|--------|------------------------------------|--------|
| 3 | 5101A0 | RACE, STEERING BALL :UPPER ... | 1.4 |
| 4 | 5101A1 | RACE, STEERING BALL :LOWER ... | 1.4 |
| | 5101C9 | RACE, STEERING BALL :BOTH | 1.4 |
| 6 | 5101A9 | RACE, STEERING TOP CONE | 0.8 |
| 7 | | (8) | |
| | 5101B0 | RACE, STEERING BOTTOM CONE ... | 1.5 |
| 9 | 510100 | STEM OR SHAFT ASSY., STEERING | 1.4 |
| 10 | 5101B2 | THREAD, STEERING HEAD TOP | 0.8 |

3

| Ref. No. | Part No. | Description | Reqd. QTY AFX110 CS/MCS/S A | Serial No. | Parts catalogue code |
|----------|----------------|--------------------------------|--------------------------------------|------------|----------------------|
| 1 | 06530-GBG-B20 | BALL SET, STEEL, #6X23 | 1 | | |
| 2 | 06531-GBG-B20 | BALL SET, STEEL, #6X29 | 1 | | |
| 3 | 50301-GN5-901 | RACE, STEERING TOP BALL | 1 | | |
| 4 | 50302-GN5-900 | RACE, STEERING BOTTOM BALL .. | 1 | | |
| 5 | 50306-GN5-900 | NUT, STEERING STEM LOCK | 1 | | |
| 6 | 53211-GN5-900 | RACE, STEERING TOP CONE | 1 | | |
| 7 | 53212-GN5-900 | RACE, STEERING BOTTOM CONE .. | 1 | | |
| 8 | 53214-GN5-900 | DUST SEAL, STEERING HEAD | 1 | | |
| 9 | 53219-KWW-B20 | STEM SUB ASSY., STEERING | 1 | | |
| 10 | 53220-GN5-850 | THREAD COMP., STEERING HEAD | 1 | | |
| | | TOP | 1 | | |
| 11 | 95801-10045-00 | BOLT, FLANGE, 10X45 | 4 | | |



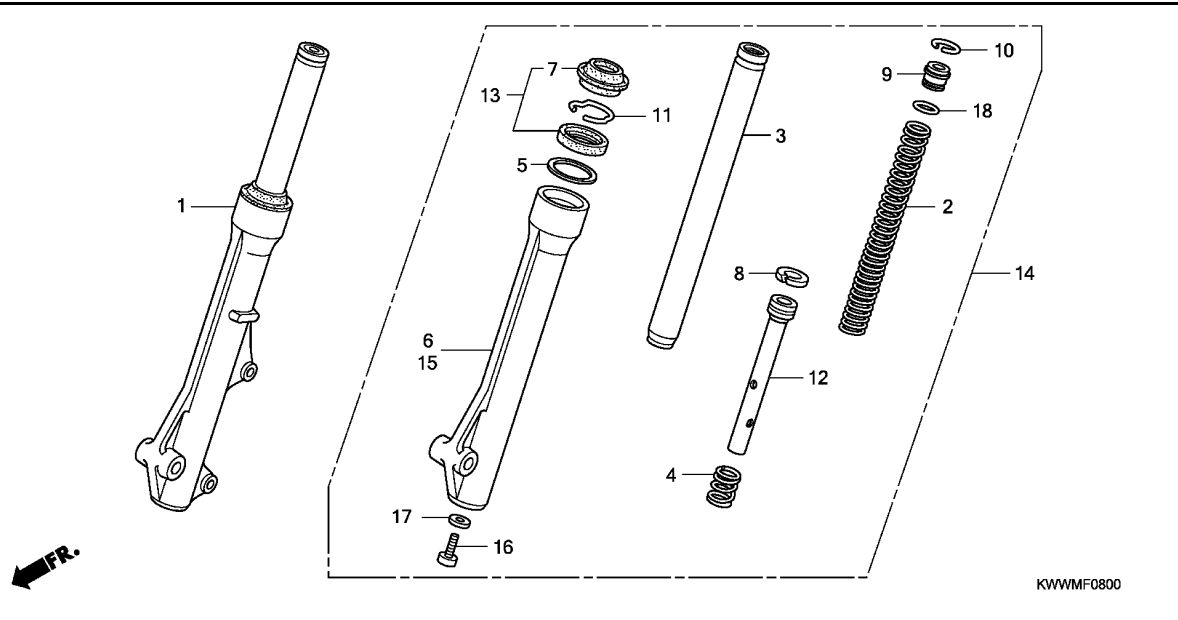
KWWMF0700

| Ref. No. | L.O.N. | (Relative ref. Number) Description | F.R.T. |
|----------|--------|------------------------------------|--------|
| 3 | 413103 | FENDER A, FRONT | 0.5 |
| 4 | 413104 | FENDER B, FRONT | 0.6 |

FR.

| Ref. No. | Part No. | Description | Reqd. QTY AFX110 CS/MCS/S A | Serial No. | Parts catalogue code |
|----------|-----------------|--|--------------------------------------|-------------------|----------------------|
| 1 | 45156-KWW-A00 | CLAMPER, BRAKE HOSE | 1 | | |
| 2 | 45465-KTL-740 | GUIDE, FR. BRAKE CABLE | 1 | | |
| 3 | 61100-KWW-A00ZL | FENDER A, FR. *B206M*...VITAL BLUE METALLIC | 1 | ----- SMA | |
| | 61100-KWW-A00ZP | *NHA69P* PEARL MAGELLANIC BLACK | 1 | ----- SMA | |
| | 61100-KWW-A00ZU | *NH341P*...PEARL FADELESS WHITE | 1 | | |
| | 61100-KWW-A00ZV | *PB383M* MARIANA PURPLE METALLIC | 1 | ----- CSMA, MCSMA | |
| | 61100-KWW-A00ZW | *R339M*...EUPHORIA RED METALLIC | 1 | ----- CSMA, MCSMA | |
| | 61100-KWW-A00ZX | *R331*...VIVACITY RED | 1 | ----- SMA | |
| 4 | 61200-KWW-A00 | FENDER B, FR. | 1 | | |
| 5 | 81312-KPH-900 | COLLAR, FR. FENDER | 2 | | |
| 6 | 90305-KWW-A00 | NUT, CLIP, 6MM | 1 | | |
| 7 | 90503-KBP-900 | COLLAR, MAIN SIDE COVER | 3 | | |
| 8 | 96001-06012-00 | BOLT, FLANGE, 6X12 | 2 | | |
| 9 | 96001-06014-00 | BOLT, FLANGE, 6X14 | 2 | | |
| 10 | 96001-06025-00 | BOLT, FLANGE, 6X25 | 1 | | |

3



| Ref. No. | L.O.N. | (Relative ref. Number) Description | F.R.T. |
|----------|--------|------------------------------------|--------|
| 1 | 5111C3 | FORK ASSY., FRONT :RIGHT | 0.7 |
| 2 | 5111C5 | SPRING, FRONT FORK :LEFT | 0.9 |
| | 5111C6 | SPRING, FRONT FORK :RIGHT | 0.9 |
| | 5111C7 | SPRING, FRONT FORK :BOTH | 1.2 |
| 3 | 5111G2 | PIPE, FRONT FORK :LEFT | 1.0 |
| | 5111G3 | PIPE, FRONT FORK :RIGHT | 1.0 |
| | 5111G4 | PIPE, FRONT FORK :BOTH | 1.5 |
| 6 | 5111D2 | CASE, BOTTOM :RIGHT | 1.1 |
| 13 | 5111E7 | SEAL SET, FRONT FORK :LEFT ... | 1.1 |
| | 5111E8 | SEAL SET, FRONT FORK :RIGHT .. | 1.1 |
| | 5111E9 | SEAL SET, FRONT FORK :BOTH ... | 1.7 |
| 14 | 5111C2 | FORK ASSY., FRONT :LEFT | 0.7 |
| | 5111C4 | FORK ASSY., FRONT :BOTH | 0.9 |
| 15 | 5111D1 | CASE, BOTTOM :LEFT | 1.1 |
| | 5111D3 | CASE, BOTTOM :BOTH | 1.7 |

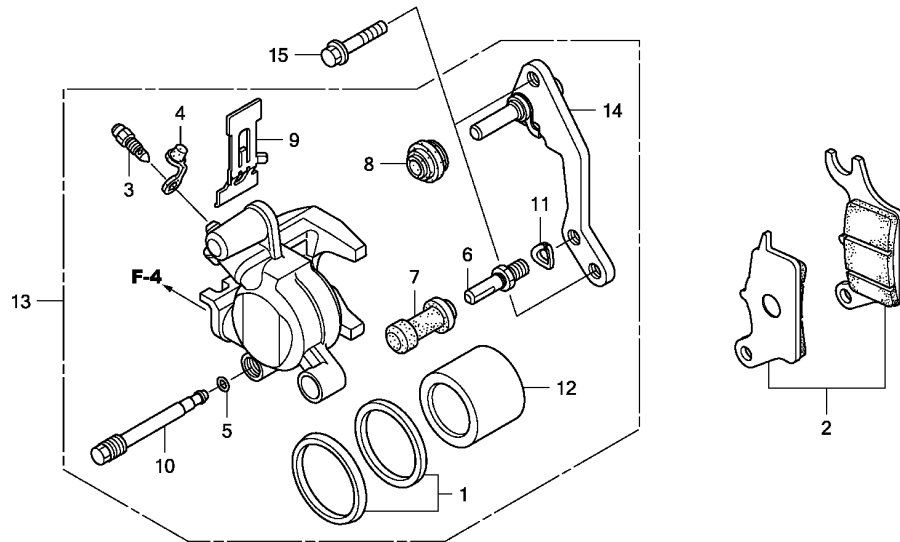
KWWMF0800

| Ref. No. | Part No. | Description | Reqd. QTY AFX110 CS/MCS/S A | Serial No. | Parts catalogue code |
|----------|---------------|-------------------------------|--------------------------------------|------------------|----------------------|
| 1 | 51400-KWW-B11 | FORK ASSY., R. FR. (SHOWA) .. | 1 | ----- SMA | |
| | 51400-KWW-V01 | | 1 | ----- CSMA,MCSMA | |
| 2 | 51401-KWW-A01 | SPRING, FR. FORK | 2 | | |
| 3 | 51410-KWB-921 | PIPE COMP., FR. FORK | 2 | | |
| 4 | 51412-GN5-901 | SPRING, REBOUND | 2 | | |
| 5 | 51412-KWB-601 | RING, BACK UP | 2 | | |
| 6 | 51420-KWW-V01 | CASE COMP., R. FR. BOTTOM ... | 1 | ----- CSMA,MCSMA | |
| | 51420-KWW-611 | | 1 | ----- SMA | |
| 7 | 51425-GN5-901 | SEAL, DUST | 2 | | |
| 8 | 51437-KWB-601 | RING, PISTON | 2 | | |
| 9 | 51454-KEV-881 | SEAT B, SPRING | 2 | | |
| 10 | 51456-KPH-901 | RING, STOPPER | 2 | | |
| 11 | 51466-065-901 | RING, OIL SEAL STOPPER | 2 | | |
| 12 | 51470-KWW-A01 | PIPE, SEAT | 2 | | |
| 13 | 51490-KGH-901 | SEAL SET, FR. FORK | 2 | | |
| 14 | 51500-KWW-B11 | FORK ASSY., L. FR. (SHOWA) .. | 1 | ----- SMA | |
| | 51500-KWW-V01 | | 1 | ----- CSMA,MCSMA | |
| 15 | 51520-KWW-V01 | CASE COMP., L. FR. BOTTOM ... | 1 | ----- CSMA,MCSMA | |
| | 51520-KWW-611 | | 1 | ----- SMA | |
| 16 | 90116-KV3-701 | BOLT, SOCKET, 8MM | 2 | | |
| 17 | 90544-283-000 | WASHER, SPECIAL, 8MM | 2 | | |
| 18 | 91356-GM0-003 | O-RING | 2 | | |

F-9

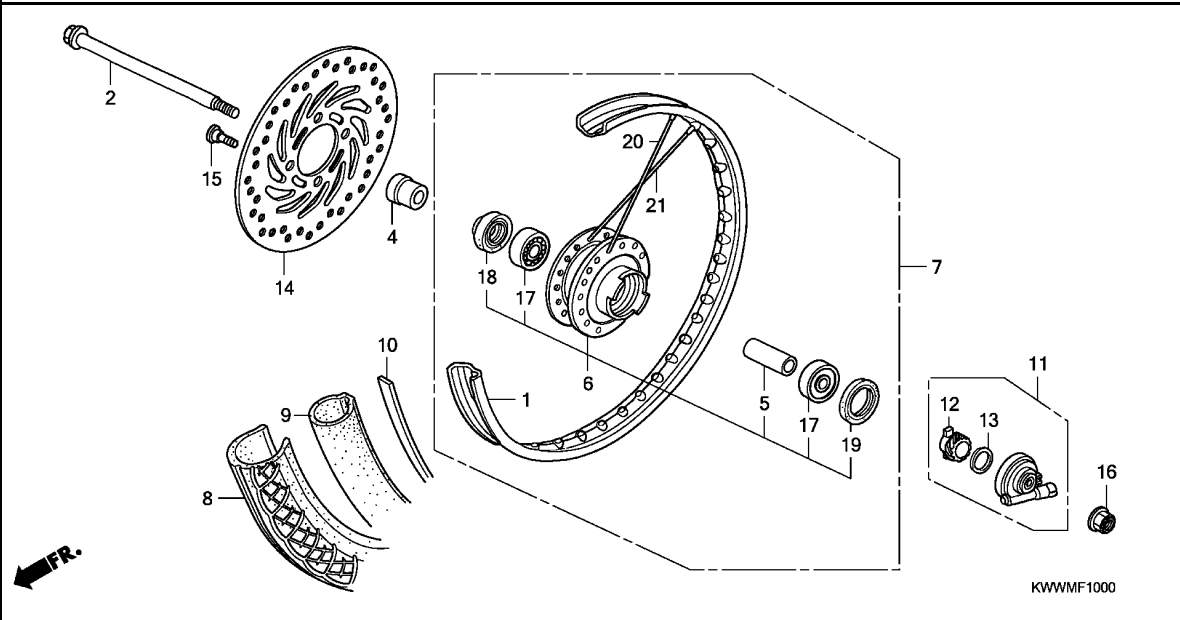
FRONT BRAKE CALIPER

F10



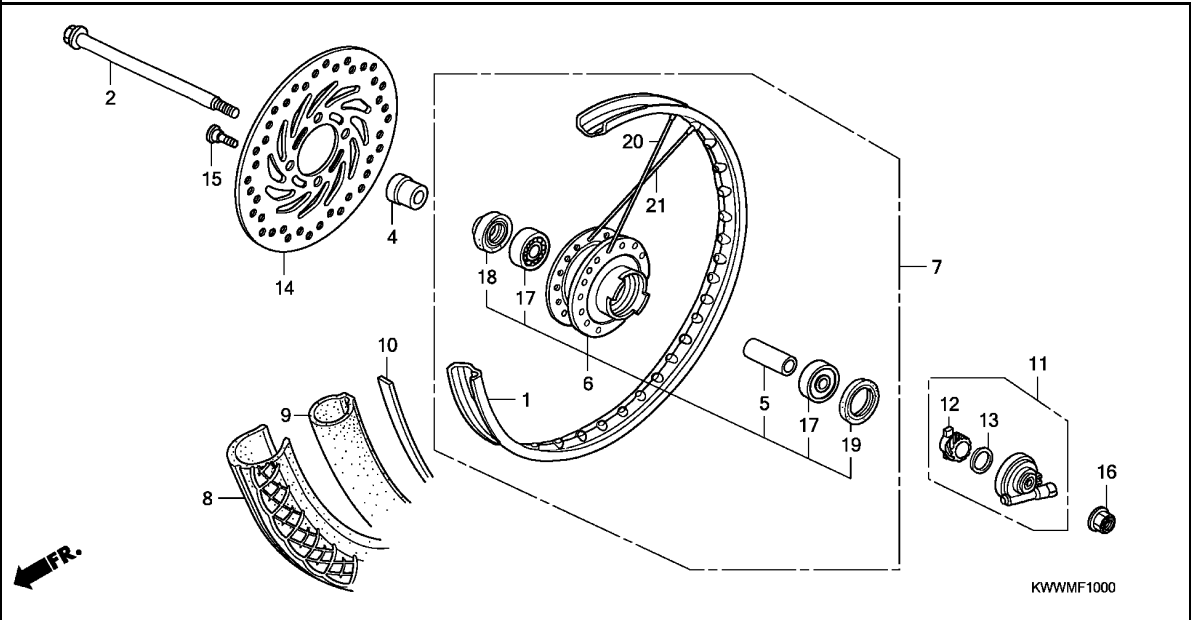
| Ref. No. | L.O.N. | (Relative ref. Number) Description | F.R.T. |
|----------|--------|--|--------|
| 2 | 711115 | SHOE(PAD) SET, BRAKE :FRONT .. (1) | 0.1 |
| 12 | 7111D1 | PISTON, FRONT BRAKE CALIPER .. .INCLUDES: Bleed brakes | 0.5 |
| 13 | 711130 | CALIPER, FRONT BRAKEINCLUDES: Bleed brakes | 0.4 |
| 14 | 7111G0 | BRACKET, FRONT CALIPER | 0.2 |

| Ref. No. | Part No. | Description | Reqd. QTY AFX110 CS/MCS/S A | Serial No. | Parts catalogue code |
|----------|---------------|--------------------------------|--------------------------------------|------------|----------------------|
| 1 | 06451-961-405 | SEAL SET, PISTON | 1 | | |
| 2 | 06455-KWB-601 | PAD SET, FR. | 1 | | |
| 3 | 43352-568-003 | SCREW, BLEEDER (NISSIN) | 1 | | |
| 4 | 43353-461-771 | CAP, BLEEDER | 1 | | |
| 5 | 45111-MAJ-G41 | RING, STOPPER | 1 | | |
| 6 | 45131-GZ0-006 | BOLT, PIN | 1 | | |
| 7 | 45132-166-016 | BOOT, PIN BUSH (NISSIN) | 1 | | |
| 8 | 45133-MA3-006 | BOOT B | 1 | | |
| 9 | 45208-KWB-601 | SPRING, PAD | 1 | | |
| 10 | 45215-KPH-951 | PIN, HANGER | 1 | | |
| 11 | 45216-166-006 | WASHER, WAVE | 1 | | |
| 12 | 45218-KWB-601 | PISTON | 1 | | |
| 13 | 45250-KWW-B10 | CALIPER SUB ASSY., R. FR. | 1 | | |
| 14 | 45290-KWB-601 | BRACKET SUB ASSY., FR. | 1 | | |
| 15 | 90131-KGH-900 | BOLT, FLANGE, 8X25 | 2 | | |



| Ref. No. | L.O.N. | (Relative ref. Number) Description | F.R.T. |
|----------|---------|------------------------------------|--------|
| 1 | 710109 | RIM, WHEEL :FRONT | 2.2 |
| 2 | 710151 | AXLE, FRONT WHEEL | 0.2 |
| 6 | 710103 | HUB, FRONT WHEEL | 2.3 |
| 7 | 710104 | FRONT WHEEL | 0.8 |
| 8 | | (10) | |
| | 710139 | FRONT TIRE(ONE) | 0.7 |
| 9 | | (10) | |
| | 710140 | TUBE, FRONT TIRE(ONE) | 0.7 |
| 11 | 710145 | GEARBOX ASSY., SPEEDOMETER ... | 0.2 |
| 14 | 711120 | DISC, FRONT BRAKE | 0.3 |
| 17 | | (5) | |
| | 710115 | BEARING, FRONT WHEEL(ONE) | 0.4 |
| | 710115G | .Replace 1 bearing add | 0.1 |

| Ref. No. | Part No. | Description | Reqd. QTY AFX110 CS/MCS/S A | Serial No. | Parts catalogue code |
|----------|-----------------|---|--------------------------------------|------------|----------------------|
| 1 | 42701-KW7-901 | RIM, WHEEL | 1 | ----- | SMA |
| 2 | 44301-KWB-600 | AXLE, FR. WHEEL | 1 | ----- | SMA |
| 4 | 44311-KPH-900 | COLLAR, FR. WHEEL SIDE | 1 | ----- | SMA |
| 5 | 44620-KPH-950 | COLLAR, FR. AXLE DISTANCE ... | 1 | ----- | SMA |
| 6 | 44635-KWW-B30ZA | HUB SUB ASSY., FR. WHEEL *NH364M*SHEEN SILVER METALLIC | 1 | ----- | SMA |
| 7 | 44650-KWW-B30ZA | WHEEL SUB ASSY., FR. *NH364M*SHEEN SILVER METALLIC | 1 | ----- | SMA |
| 8 | 44711-KWW-B21 | TIRE, FR. (IRC) (70/90-17 M/C 38P) | 1 | ----- | SMA |
| | 44711-KWW-B22 | TIRE, FR. (VEE) (70/90-17 M/C 38P) | 1 | ----- | SMA |
| 9 | 42712-041-154 | TUBE, TIRE (IRC)(2.25/2.50-17) | 1 | ----- | SMA |
| | 44712-KWW-B22 | TUBE, TIRE (VEE)(70/90-17) .. | 1 | ----- | SMA |
| 10 | 42713-001-000 | FLAP, TIRE (IRC) | 1 | ----- | SMA |
| | 44713-KWW-B22 | FLAP, TIRE (VEE)(17X1.40) ... | 1 | ----- | SMA |
| 11 | 44800-KWB-600 | BOX ASSY., SPEEDOMETER GEAR . | 1 | ----- | SMA |
| 12 | 44806-KWB-600 | GEAR, SPEEDOMETER (19T) | 1 | ----- | SMA |
| 13 | 44809-KFM-900 | WASHER, SPEEDOMETER GEAR ... | 1 | ----- | SMA |
| 14 | 45251-KWB-602 | DISK, FR. BRAKE (SUNSTAR) ... | 1 | ----- | SMA |
| | 45251-KWB-921 | DISK, FR. BRAKE (YUTAKA) | 1 | ----- | SMA |
| | 45251-KWB-B11 | DISK, FR. BRAKE (NISSIN) | 1 | ----- | SMA |
| 15 | 90105-KGH-900 | BOLT, BRAKE DISK, 8X24 | 4 | ----- | SMA |
| 16 | 90306-KGH-901 | NUT, U, 12MM | 1 | ----- | SMA |
| 17 | 91052-KWB-601 | BEARING, RADIAL BALL, 6201U (NTN) | 2 | ----- | SMA |

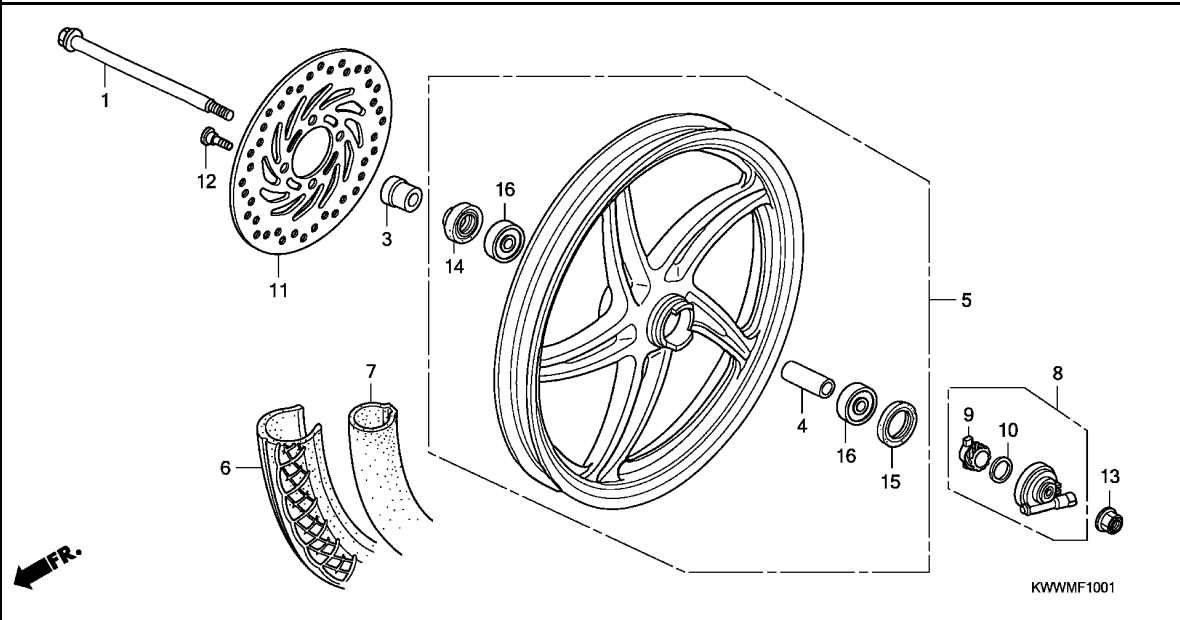


| Ref. No. | Part No. | Description | Reqd. QTY AFX110 CS/MCS/S A | Serial No. | Parts catalogue code |
|----------|----------------|------------------------------------|--------------------------------------|------------|----------------------|
| 17) | 96140-62010-10 | BEARING, RADIAL BALL, 6201U | 2 | ----- | SMA |
| 18 | 91251-KPH-901 | DUST SEAL, 21X37X7 | 1 | ----- | SMA |
| 19 | 91251-KWB-601 | DUST SEAL, 42X54X7 | 1 | ----- | SMA |
| 20 | 97338-31207-F0 | SPOKE SET A, 11X183.5 (OUTSIDE) | 18 | ----- | SMA |
| 21 | 97551-31207-F0 | SPOKE SET A, 11X183.5 (INSIDE) | 18 | ----- | SMA |

F-10-1

FRONT WHEEL(AFX110CS/MCS)

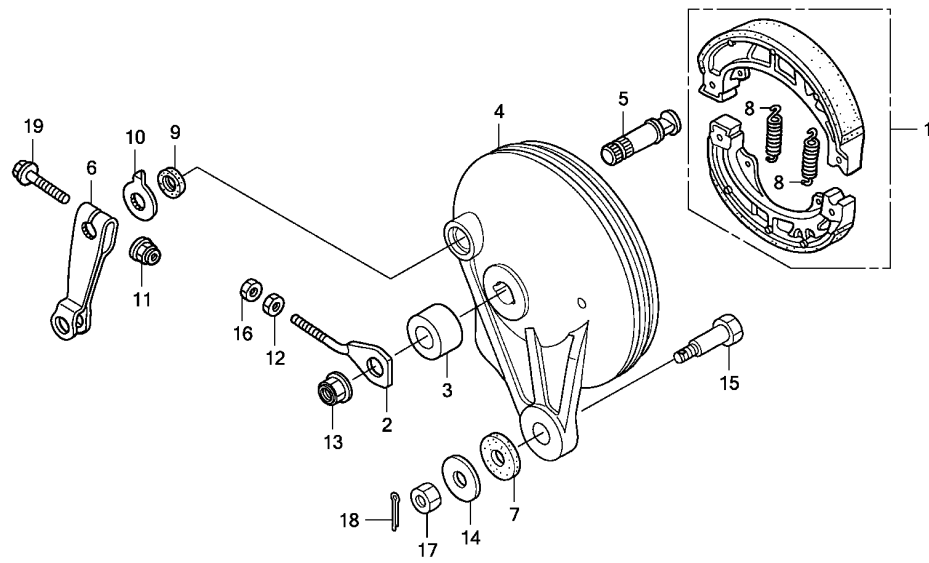
F13



| Ref. No. | L.O.N. | (Relative ref. Number) Description | F.R.T. |
|----------|---------|------------------------------------|--------|
| 1 | 710151 | AXLE, FRONT WHEEL | 0.2 |
| 5 | 7101D4 | FRONT WHEEL | 0.8 |
| 6 | 710139 | FRONT TIRE(ONE) | 0.7 |
| 7 | 710140 | TUBE, FRONT TIRE(ONE) | 0.7 |
| 8 | 710145 | GEARBOX ASSY., SPEEDOMETER ... | 0.2 |
| 11 | 711120 | DISC, FRONT BRAKE | 0.3 |
| 16 | | (4) | |
| | 710115 | BEARING, FRONT WHEEL(ONE) | 0.4 |
| | 710115G | .Replace 1 bearing add | 0.1 |

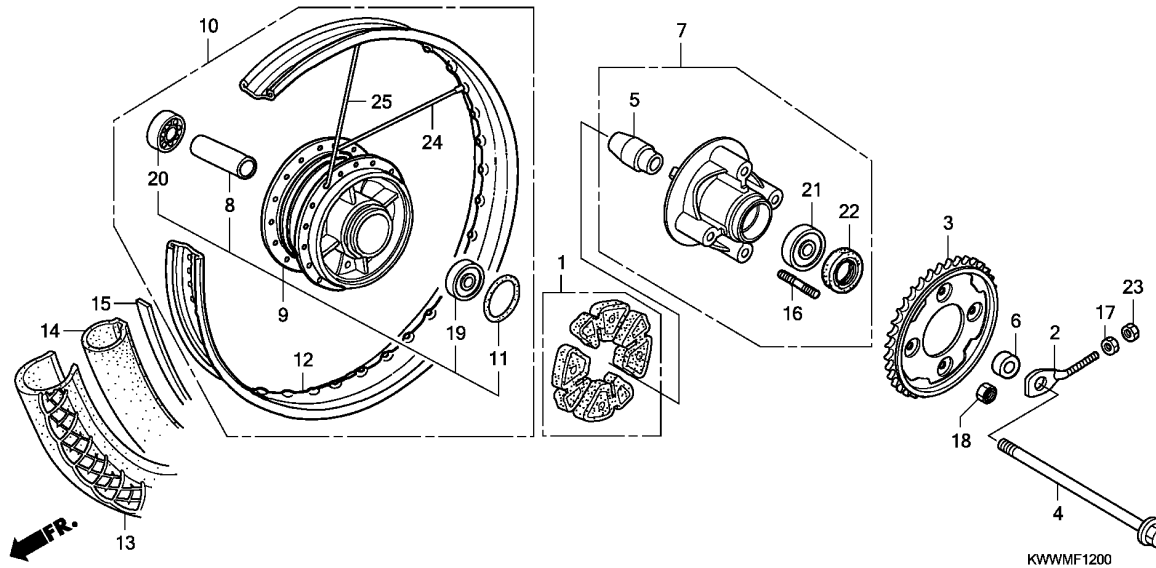
| Ref. No. | Part No. | Description | Reqd. QTY | Serial No. | Parts catalogue code |
|----------|-----------------|--|-------------------------|------------|----------------------|
| | | | AFX110 CS/MCS/S A | | |
| 1 | 44301-KWB-600 | AXLE, FR. WHEEL | 1 | ----- | CSMA,MCSMA |
| 3 | 44311-KPH-900 | COLLAR, FR. WHEEL SIDE | 1 | ----- | CSMA,MCSMA |
| 4 | 44620-KPH-950 | COLLAR, FR. AXLE DISTANCE ... | 1 | ----- | CSMA,MCSMA |
| 5 | 44650-KWW-D10ZA | WHEEL SUB ASSY., FR. *NH303M* MAT AXIS GRAY METALLIC | 1 | ----- | CSMA,MCSMA |
| 6 | 44711-KWW-B21 | TIRE, FR. (IRC) (70/90-17 M/C 38P) | 1 | ----- | CSMA,MCSMA |
| | 44711-KWW-B22 | TIRE, FR. (VEE) (70/90-17 M/C 38P) | 1 | ----- | CSMA,MCSMA |
| 7 | 42712-041-154 | TUBE, TIRE (IRC)(2.25/2.50-17) | 1 | ----- | CSMA,MCSMA |
| | 44712-KWW-B22 | TUBE, TIRE (VEE)(70/90-17) .. | 1 | ----- | CSMA,MCSMA |
| 8 | 44800-KWB-600 | BOX ASSY., SPEEDOMETER GEAR .. | 1 | ----- | CSMA,MCSMA |
| 9 | 44806-KWB-600 | GEAR, SPEEDOMETER (19T) | 1 | ----- | CSMA,MCSMA |
| 10 | 44809-KFM-900 | WASHER, SPEEDOMETER GEAR | 1 | ----- | CSMA,MCSMA |
| 11 | 45251-KWB-602 | DISK, FR. BRAKE (SUNSTAR) ... | 1 | ----- | CSMA,MCSMA |
| | 45251-KWB-921 | DISK, FR. BRAKE (YUTAKA) | 1 | ----- | CSMA,MCSMA |
| | 45251-KWW-B11 | DISK, FR. BRAKE (NISSIN) | 1 | ----- | CSMA,MCSMA |
| 12 | 90105-KGH-900 | BOLT, BRAKE DISK, 8X24 | 4 | ----- | CSMA,MCSMA |
| 13 | 90306-KGH-901 | NUT, U, 12MM | 1 | ----- | CSMA,MCSMA |
| 14 | 91251-KPH-901 | DUST SEAL, 21X37X7 | 1 | ----- | CSMA,MCSMA |
| 15 | 91251-KWB-601 | DUST SEAL, 42X54X7 | 1 | ----- | CSMA,MCSMA |
| 16 | 96150-62010-10 | BEARING, RADIAL BALL, 6201UU | 2 | ----- | CSMA,MCSMA |

3



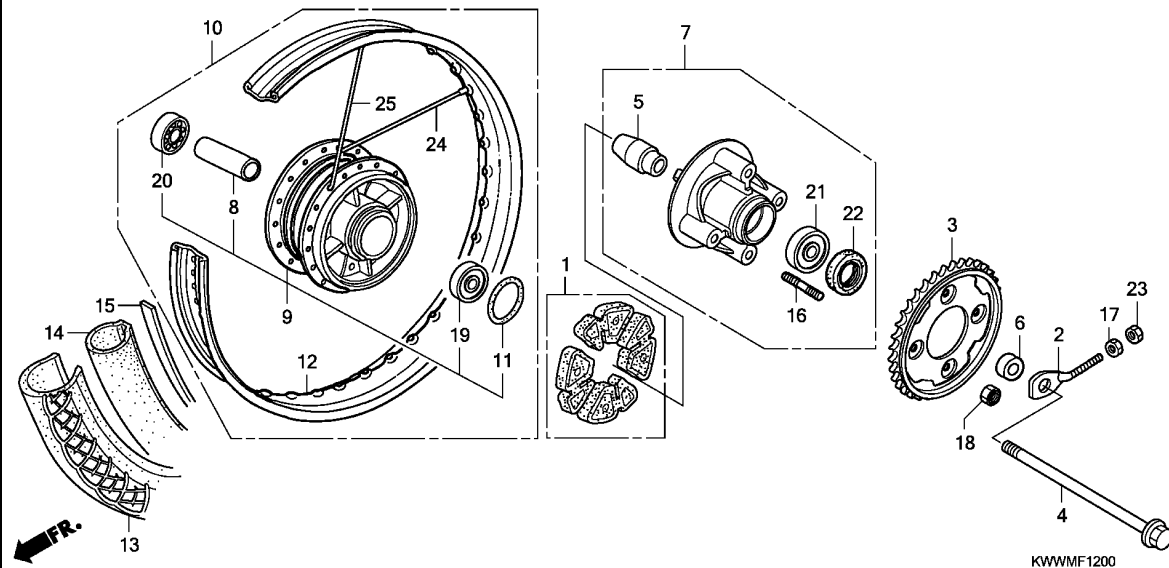
| Ref. No. | L.O.N. | (Relative ref. Number) Description | F.R.T. |
|----------|--------|------------------------------------|--------|
| 1 | 711140 | SHOE(PAD) SET, BRAKE :REAR ... (5) | 0.4 |
| 4 | 7111A9 | PANEL, REAR BRAKE | 0.5 |
| 6 | 7111C4 | ARM, BRAKE :REAR | 0.1 |

| Ref. No. | Part No. | Description | Reqd. QTY | Serial No. | Parts catalogue code |
|----------|-----------------|---|-------------------------|------------|----------------------|
| | | | AFX110 CS/MCS/S A | | |
| 1 | 06430-KPH-900 | SHOE SET, BRAKE (NISSIN) | 1 | | |
| 2 | 40543-KWW-A00 | ADJUSTER, R. CHAIN | 1 | | |
| 3 | 42313-GBG-B20 | COLLAR, RR. BRAKE PANEL SIDE | 1 | | |
| 4 | 43100-KPH-700ZA | PANEL COMP., RR. BRAKE | 1 | ----- | SMA |
| | 43100-KPH-700ZC | *NH364M*SHEEN SILVER METALLIC *NH303M* MAT AXIS GRAY METALLIC | 1 | ----- | CSMA,MCSMA |
| 5 | 43141-KTM-850 | CAM, RR. BRAKE | 1 | | |
| 6 | 43410-KWB-600 | ARM, RR. BRAKE | 1 | | |
| 7 | 43434-ME1-670 | RUBBER, STOPPER ARM | 1 | | |
| 8 | 45133-028-000 | SPRING, BRAKE SHOE | 2 | | |
| 9 | 45134-250-000 | DUST SEAL, BRAKE CAM | 1 | | |
| 10 | 45145-KFM-900 | INDICATOR, FR. BRAKE | 1 | | |
| 11 | 90301-KGH-901 | NUT, U, 6MM | 1 | | |
| 12 | 90302-KBP-900 | NUT, SPECIAL, 6MM | 1 | | |
| 13 | 90306-KGH-901 | NUT, U, 12MM | 1 | | |
| 14 | 90505-425-000 | WASHER, 8MM | 1 | | |
| 15 | 92811-10000 | BOLT A, BRAKE STOPPER | 1 | | |
| 16 | 94001-06000-0S | NUT, HEX., 6MM | 1 | | |
| 17 | 94001-08000-0S | NUT, HEX., 8MM | 1 | | |
| 18 | 94201-20150 | PIN, SPLIT, 2.0X15 | 1 | | |
| 19 | 95701-06035-00 | BOLT, FLANGE, 6X35 | 1 | | |



| Ref. No. | L.O.N. | (Relative ref. Number) Description | F.R.T. |
|----------|---------|------------------------------------|--------|
| 1 | 710157 | DAMPER, REAR WHEEL | 0.3 |
| 3 | 7101A0 | SPROCKET, FINAL DRIVEN | 0.4 |
| 4 | 710160 | AXLE, REAR WHEEL | 0.3 |
| 7 | 7101A5 | FLANGE ASSY., FINAL DRIVEN ... | 0.4 |
| 9 | 710121 | HUB, REAR WHEEL | 2.4 |
| 10 | 710118 | REAR WHEEL | 0.8 |
| 12 | 710127 | RIM, WHEEL :REAR | 2.3 |
| 13 | | (15) | |
| | 710142 | REAR TIRE(ONE) | 0.8 |
| 14 | | (15) | |
| | 7101A7 | TUBE, REAR TIRE(ONE) | 0.8 |
| 19 | | (8,20) | |
| | 710133 | BEARING, REAR WHEEL(ONE) | 0.5 |
| | 710133G | .Replace 1 bearing add | 0.1 |
| 21 | 7101D1 | BEARING, FINAL DRIVEN FLANGE .. | 0.5 |

| Ref. No. | Part No. | Description | Reqd. QTY AFX110 CS/MCS/S A | Serial No. | Parts catalogue code |
|----------|-----------------|---|--------------------------------------|------------|----------------------|
| 1 | 06410-KWB-600 | DAMPER SET, WHEEL | 1 | ----- | SMA |
| 2 | 40543-KWW-A00 | ADJUSTER, R. CHAIN | 1 | ----- | SMA |
| 3 | 41200-KWB-840 | SPROCKET COMP., FINAL DRIVEN (37T) | 1 | ----- | SMA |
| 4 | 42301-KWB-600 | AXLE, RR. WHEEL | 1 | ----- | SMA |
| 5 | 42303-KWB-600 | SLEEVE, RR. WHEEL | 1 | ----- | SMA |
| 6 | 42304-KFM-900 | COLLAR, RR. WHEEL SIDE | 1 | ----- | SMA |
| 7 | 42615-KWB-840 | FLANGE SUB ASSY., FINAL DRIVEN | 1 | ----- | SMA |
| 8 | 42620-KFL-850 | COLLAR, RR. AXLE DISTANCE ... | 1 | ----- | SMA |
| 9 | 42635-KWB-600ZA | HUB SUB ASSY., RR. *NH364M*SHEEN SILVER METALLIC | 1 | ----- | SMA |
| 10 | 42650-KWW-B20ZA | WHEEL SUB ASSY., RR. *NH364M*SHEEN SILVER METALLIC | 1 | ----- | SMA |
| 11 | 42653-001-004 | O-RING, 40.5X3 (NIPPON DUST KEEPER) | 1 | ----- | SMA |
| 12 | 42701-KFL-890 | RIM, RR. WHEEL | 1 | ----- | SMA |
| 13 | 42711-KTM-972 | TIRE, RR. (IRC) (80/90-17 M/C 50P) | 1 | ----- | SMA |
| | 42711-KWW-B22 | TIRE, RR. (VEE) (80/90-17 M/C 44P) | 1 | ----- | SMA |
| 14 | 42712-KTM-972 | TUBE, TIRE (IRC)(80/90-17M/C) | 1 | ----- | SMA |
| | 42712-KWW-B22 | TUBE, TIRE (VEE)(80/90-17) .. | 1 | ----- | SMA |
| 15 | 42713-KWW-B22 | FLAP, TIRE (VEE)(17X1.60) ... | 1 | ----- | SMA |
| | 42713-102-005 | FLAP, TIRE (IRC)(17) | 1 | ----- | SMA |
| 16 | 90128-KWB-600 | BOLT, STUD, 8X18 | 4 | ----- | SMA |
| 17 | 90302-KBP-900 | NUT, SPECIAL, 6MM | 1 | ----- | SMA |

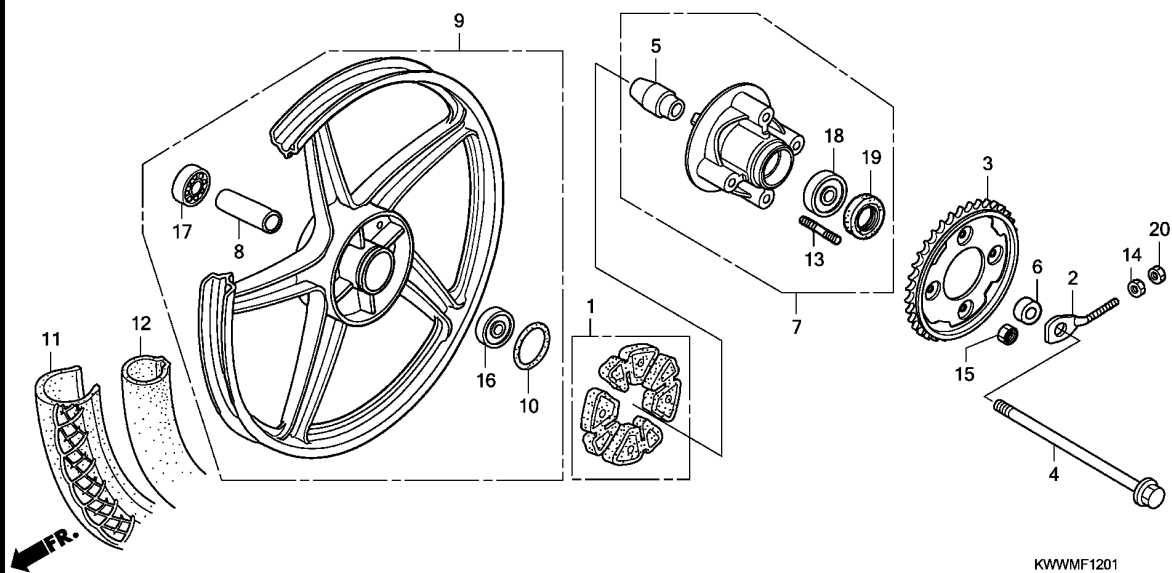


| Ref. No. | Part No. | Description | Reqd. QTY | | Serial No. | Parts catalogue code |
|----------|----------------|-----------------------------|-----------|-----------|------------|----------------------|
| | | | AFX110 | CS/MCS/S | | |
| 18 | 90309-KPH-971 | NUT, U, 8MM(FUJI SEIMITSU) | 4 | A | ----- | SMA |
| 19 | 91052-KWB-601 | BEARING, RADIAL BALL, 6201U | 1 | (NTN) | ----- | SMA |
| | 96140-62010-10 | BEARING, RADIAL BALL, 6201U | 1 | - | ----- | SMA |
| 20 | 91053-KWB-601 | BEARING, RADIAL BALL, 6301U | 1 | (NTN) | ----- | SMA |
| | 96140-63010-10 | BEARING, RADIAL BALL, 6301U | 1 | - | ----- | SMA |
| 21 | 91054-KWB-601 | BEARING, RADIAL BALL, 6203U | 1 | (NTN) | ----- | SMA |
| | 96140-62030-10 | BEARING, RADIAL BALL, 6203U | 1 | - | ----- | SMA |
| 22 | 91251-KGH-901 | DUST SEAL, 27X40X4.5(ARAI) | 1 | - | ----- | SMA |
| | 91251-KGH-902 | DUST SEAL, 27X40X4.5(NOK) | 1 | - | ----- | SMA |
| 23 | 94001-06000-OS | NUT, HEX., 6MM | 1 | - | ----- | SMA |
| 24 | 97282-41158-PO | SPOKE SET A, 10X159.0 | 18 | (INSIDE) | ----- | SMA |
| 25 | 97548-41157-PO | SPOKE SET A, 10X158.5 | 18 | (OUTSIDE) | ----- | SMA |

F-12-1

REAR WHEEL(AFX110CS/MCS)

G 1



| Ref. No. | L.O.N. | (Relative ref. Number) Description | F.R.T. |
|----------|---------|------------------------------------|--------|
| 1 | 710157 | DAMPER, REAR WHEEL | 0.3 |
| 3 | 7101A0 | SPROCKET, FINAL DRIVEN | 0.4 |
| 4 | 710160 | AXLE, REAR WHEEL | 0.3 |
| 7 | 7101A5 | FLANGE ASSY., FINAL DRIVEN ... | 0.4 |
| 9 | 710118 | REAR WHEEL | 0.8 |
| 11 | 710142 | REAR TIRE(ONE) | 0.8 |
| 12 | 7101A7 | TUBE, REAR TIRE(ONE) | 0.8 |
| 16 | 710133 | BEARING, REAR WHEEL(ONE) | 0.5 |
| | 710133G | .Replace 1 bearing add | 0.1 |
| 18 | 7101D1 | BEARING, FINAL DRIVEN FLANGE .. | 0.5 |

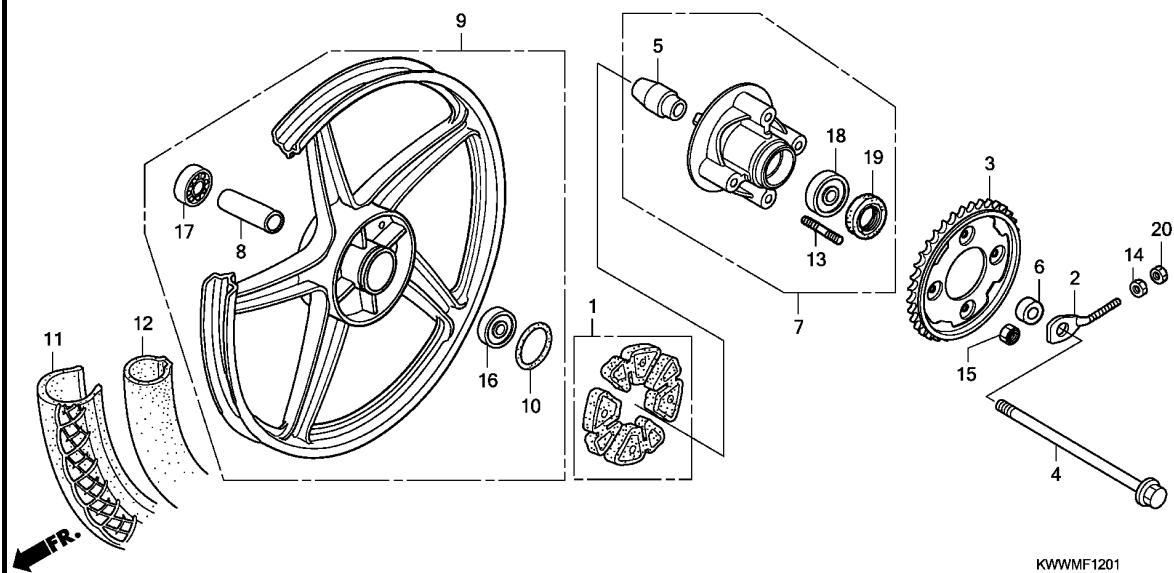
3

| Ref. No. | Part No. | Description | Reqd. QTY AFX110 CS/MCS/S A | Serial No. | Parts catalogue code |
|----------|-----------------|--|--------------------------------------|------------|----------------------|
| 1 | 06410-KWB-600 | DAMPER SET, WHEEL | 1 | ----- | CSMA,MCSMA |
| 2 | 40543-KWW-A00 | ADJUSTER, R. CHAIN | 1 | ----- | CSMA,MCSMA |
| 3 | 41200-KWB-840 | SPROCKET COMP., FINAL DRIVEN (37T) | 1 | ----- | CSMA,MCSMA |
| 4 | 42301-KWB-600 | AXLE, RR. WHEEL | 1 | ----- | CSMA,MCSMA |
| 5 | 42303-KWB-600 | SLEEVE, RR. WHEEL | 1 | ----- | CSMA,MCSMA |
| 6 | 42304-KFM-900 | COLLAR, RR. WHEEL SIDE | 1 | ----- | CSMA,MCSMA |
| 7 | 42615-KWB-840 | FLANGE SUB ASSY., FINAL DRIVEN | 1 | ----- | CSMA,MCSMA |
| 8 | 42620-KFL-850 | COLLAR, RR. AXLE DISTANCE ... | 1 | ----- | CSMA,MCSMA |
| 9 | 42650-KWW-D10ZA | WHEEL SUB ASSY., RR. *NH303M* | 1 | ----- | CSMA,MCSMA |
| | | MAT AXIS GRAY METALLIC | 1 | ----- | CSMA,MCSMA |
| 10 | 42653-001-004 | O-RING, 40.5X3 (NIPPON DUST KEEPER) | 1 | ----- | CSMA,MCSMA |
| 11 | 42711-KTM-972 | TIRE, RR. (IRC) (80/90-17 M/C 50P) | 1 | ----- | CSMA,MCSMA |
| | 42711-KWW-B22 | TIRE, RR. (VEE) (80/90-17 M/C 44P) | 1 | ----- | CSMA,MCSMA |
| 12 | 42712-KTM-972 | TUBE, TIRE (IRC)(80/90-17M/C) | 1 | ----- | CSMA,MCSMA |
| | 42712-KWW-B22 | TUBE, TIRE (VEE)(80/90-17) .. | 1 | ----- | CSMA,MCSMA |
| 13 | 90128-KWB-600 | BOLT, STUD, 8X18 | 4 | ----- | CSMA,MCSMA |
| 14 | 90302-KBP-900 | NUT, SPECIAL, 6MM | 1 | ----- | CSMA,MCSMA |
| 15 | 90309-KPH-971 | NUT, U, 8MM(FUJI SEIMITSU) .. | 4 | ----- | CSMA,MCSMA |
| 16 | 91052-KWB-601 | BEARING, RADIAL BALL, 6201U (NTN) | 1 | ----- | CSMA,MCSMA |
| | 96140-62010-10 | BEARING, RADIAL BALL, 6201U .. | 1 | ----- | CSMA,MCSMA |

F-12-1

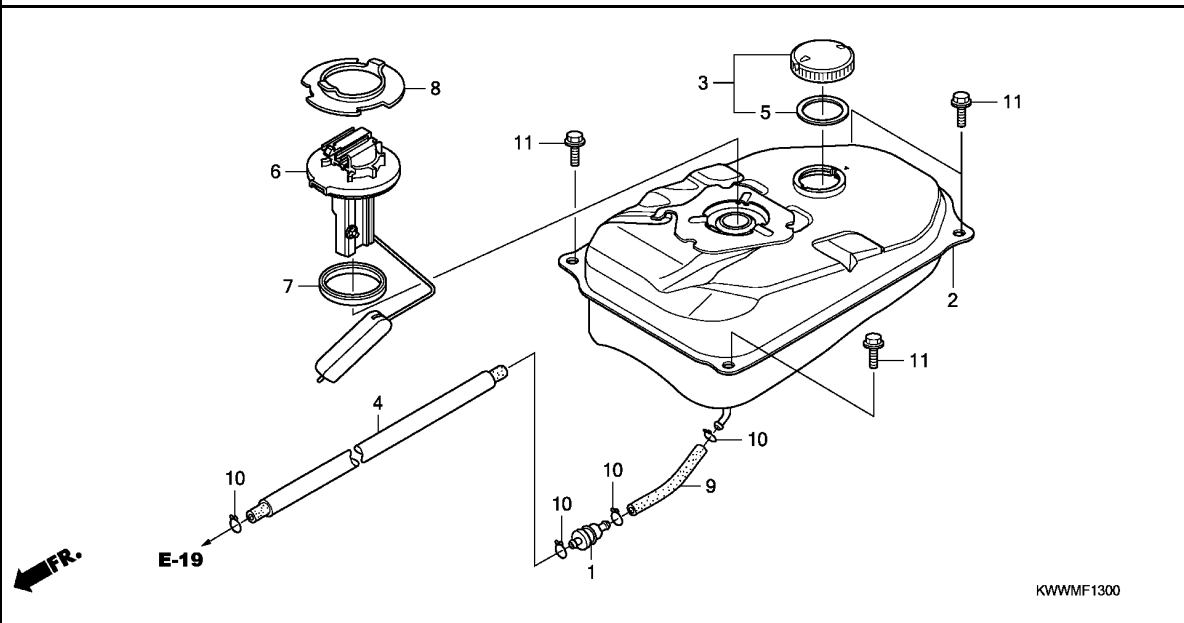
REAR WHEEL(AFX110CS/MCS)

G 2



| Ref. No. | Part No. | Description | Reqd. QTY | Serial No. | Parts catalogue code |
|----------|----------------|-----------------------------------|-----------|------------|----------------------|
| | | | AFX110 | | |
| | | | CS/MCS/S | | |
| | | | A | | |
| 17 | 91053-KWB-601 | BEARING, RADIAL BALL, 6301U (NTN) | 1 | ----- | CSMA,MCSMA |
| | 96140-63010-10 | BEARING, RADIAL BALL, 6301U - | 1 | ----- | CSMA,MCSMA |
| 18 | 91054-KWB-601 | BEARING, RADIAL BALL, 6203U (NTN) | 1 | ----- | CSMA,MCSMA |
| | 96140-62030-10 | BEARING, RADIAL BALL, 6203U - | 1 | ----- | CSMA,MCSMA |
| 19 | 91251-KGH-901 | DUST SEAL, 27X40X4.5(ARAI) | .. | ----- | CSMA,MCSMA |
| | 91251-KGH-902 | DUST SEAL, 27X40X4.5(NOK) | .. | ----- | CSMA,MCSMA |
| 20 | 94001-06000-0S | NUT, HEX., 6MM | 1 | ----- | CSMA,MCSMA |

3



| Ref. No. | L.O.N. | (Relative ref. Number) Description | F.R.T. |
|----------|--------|------------------------------------|--------|
| 1 | 310160 | STRAINER, FUEL | 0.3 |
| 2 | 310100 | TANK, FUEL | 0.5 |
| 4 | 3101B5 | TUBE, FUEL | 0.3 |
| 6 | 617105 | FUEL TANK SENDING UNIT | 0.2 |

KWWWMF1300

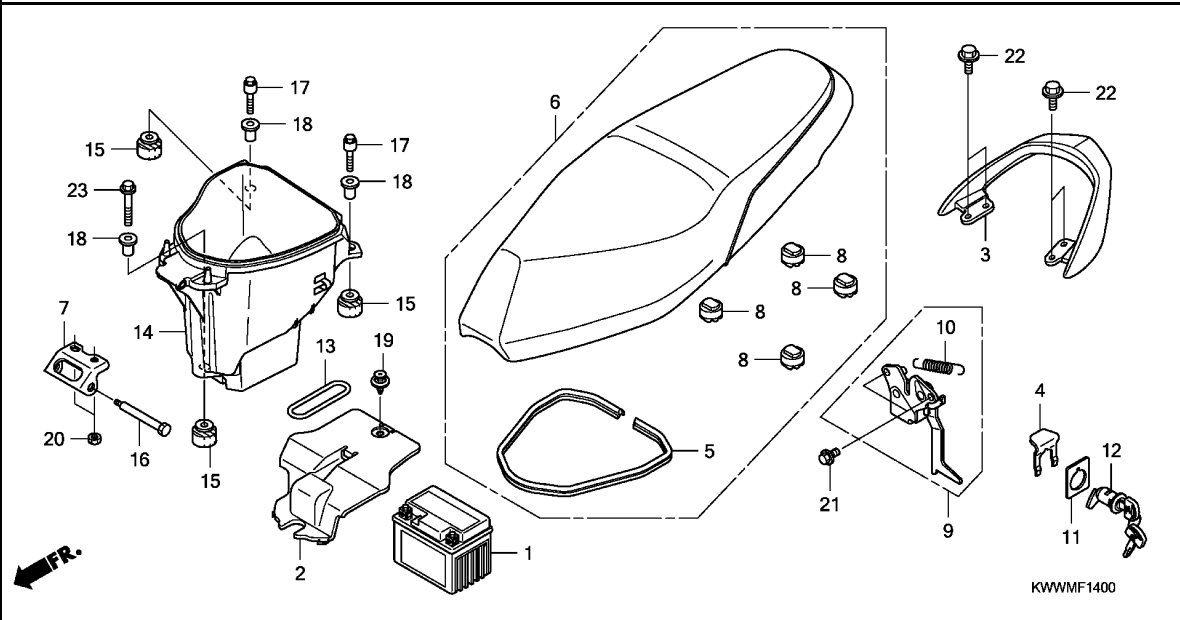


| Ref. No. | Part No. | Description | Reqd. QTY AFX110 CS/MCS/S A | Serial No. | Parts catalogue code |
|----------|----------------|---|--------------------------------------|------------|----------------------|
| 1 | 16910-KFM-902 | STRAINER COMP., FUEL | 1 | | |
| 2 | 17510-KWW-D30 | TANK COMP., FUEL | 1 | | |
| 3 | 17620-KVV-900 | CAP COMP., FUEL FILLER | 1 | | |
| 4 | 17630-KWW-A00 | TUBE, FUEL, 5.3X580 | 1 | | |
| 5 | 17631-KEV-900 | PACKING, FUEL FILLER CAP | 1 | | |
| 6 | 37800-KWB-921 | FUEL UNIT | 1 | | |
| 7 | 37801-GA7-700 | PACKING, BASE | 1 | | |
| 8 | 37802-KTL-740 | RETAINER, FUEL UNIT | 1 | | |
| 9 | 95001-55045-40 | TUBE, FUEL, 5.3X45 (95001-55001-60M) | 1 | | |
| 10 | 95002-02100 | CLIP, TUBE (B10) | 4 | | |
| 11 | 95701-06012-00 | BOLT, FLANGE, 6X12 | 4 | | |

F-14

SEAT/BATTERY

G 4



| Ref. No. | L.O.N. | (Relative ref. Number) Description | F.R.T. |
|----------|--------|------------------------------------|--------|
| 1 | 610100 | BATTERY | 0.2 |
| 3 | 4131F6 | RAIL, GRAB :REAR | 0.1 |
| 6 | 4131E4 | SEAT :DOUBLE | 0.1 |
| 7 | 4131P0 | HINGE, SEAT | 0.1 |
| 9 | 4131E8 | CATCH, SEAT :REAR SIDE | 0.4 |
| 12 | 4131F2 | KEY, SEAT LOCK | 0.2 |
| 14 | 412102 | BOX, LUGGAGE | 0.4 |

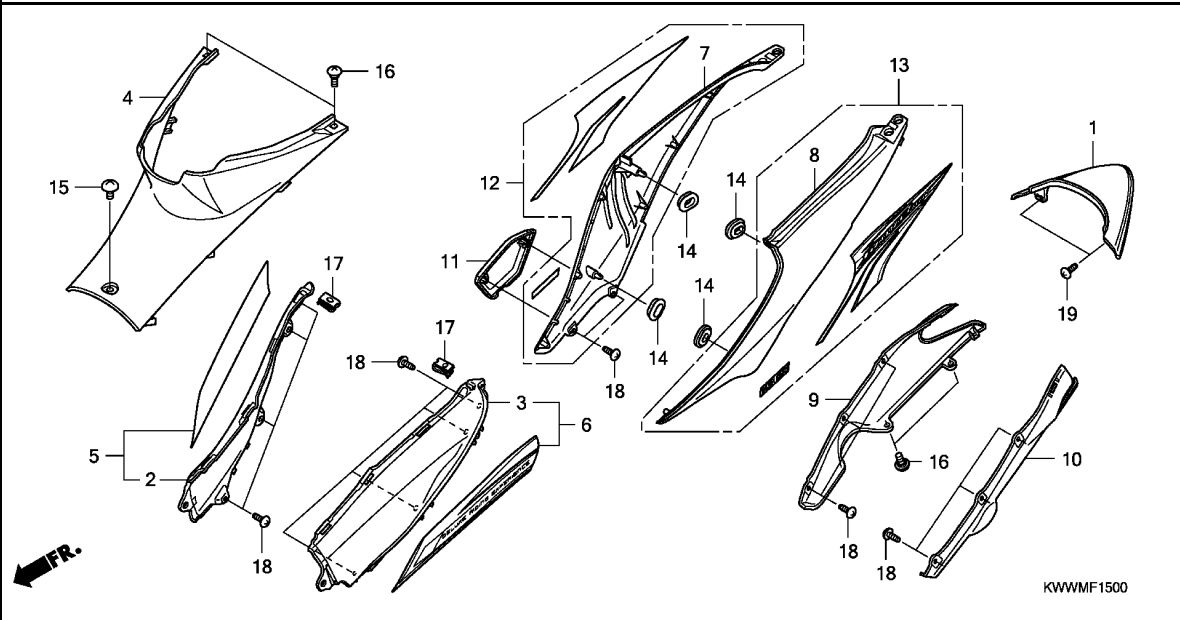
| Ref. No. | Part No. | Description | Reqd. QTY | Serial No. | Parts catalogue code |
|----------|----------------|-------------------------------|-------------------------|------------|----------------------|
| | | | AFX110 CS/MCS/S A | | |
| 1 | 31500-KRS-691 | BATTERY (YTZ3)(YUASA) | 1 | ----- | CSMA,SMA |
| | 31500-KVB-T01 | BATTERY (FTZ4V)(FURUKAWA) ... | 1 | ----- | MCSMA |
| | 31500-KVB-T02 | BATTERY (YTZ4V)(YUASA) | 1 | ----- | MCSMA |
| | 31500-KWB-601 | BATTERY (FTZ3V)(FURUKAWA) ... | 1 | ----- | CSMA,SMA |
| 2 | 50381-KWW-B20 | COVER, BATTERY | 1 | | |
| 3 | 50400-KWW-V00 | RAIL, RR. GRAB | 1 | | |
| 4 | 75581-GN8-920 | SPRING, LOCK KEY SETTING ... | 1 | | |
| 5 | 77115-KWB-600 | RUBBER, SEAL | 1 | | |
| 6 | 77200-KWW-B80 | SEAT ASSY., DOUBLE | 1 | | |
| 7 | 77201-KWW-B20 | HINGE, SEAT | 1 | | |
| 8 | 77214-KPH-900 | RUBBER B, SEAT SETTING | 4 | | |
| 9 | 77230-KWW-600 | CATCH COMP., SEAT | 1 | | |
| 10 | 77234-GN2-000 | SPRING, SEAT LOCK | 1 | | |
| 11 | 77236-GW0-000 | WASHER, SEAT LOCK | 1 | | |
| 12 | 77240-KTM-851 | LOCK ASSY., SEAT | 1 | | |
| 13 | 80124-KPH-700 | BAND (ECU) | 1 | | |
| 14 | 81250-KWW-B20 | BOX COMP., LUGGAGE | 1 | | |
| 15 | 81253-KPH-900 | RUBBER, LUGGAGE BOX MOUNTING | 3 | | |
| 16 | 90105-KPH-900 | BOLT, SEAT HINGE | 1 | | |
| 17 | 90129-KWB-600 | BOLT, SPECIAL, 6X30 | 2 | | |
| 18 | 90502-KPH-900 | COLLAR, 6.2X20 | 3 | | |
| 19 | 90634-KPG-900 | CLIP, BATTERY COVER | 1 | | |
| 20 | 94001-06070-0s | NUT, HEX., 6MM | 2 | | |
| 21 | 95701-06012-00 | BOLT, FLANGE, 6X12 | 2 | | |
| 22 | 95701-08014-07 | BOLT, FLANGE, 8X14 | 4 | | |
| 23 | 96001-06030-00 | BOLT, FLANGE, 6X30 | 1 | | |

3

F-15

BODY COVER

G 5



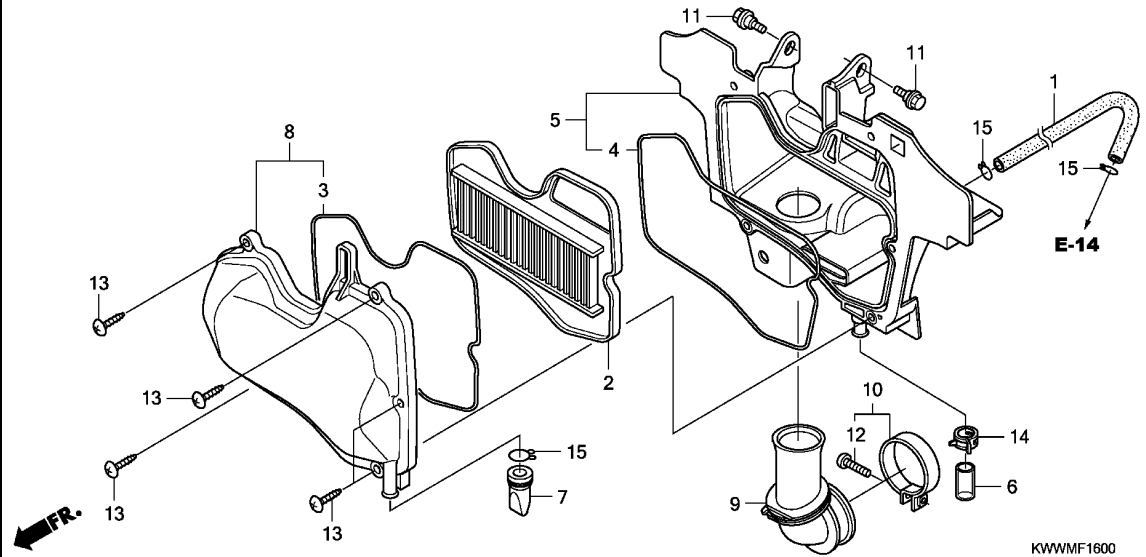
| Ref. No. | L.O.N. | (Relative ref. Number) Description | F.R.T. |
|----------|--------|------------------------------------|--------|
| 1 | 4131J2 | COVER, BODY :REAR | 0.2 |
| 4 | 4131R6 | COVER, BODY :CENTER | 0.1 |
| 5 | | (2) | |
| | 4111H9 | COVER, SIDE :RIGHT | 0.3 |
| 6 | | (3) | |
| | 4111H8 | COVER, SIDE :LEFT | 0.3 |
| | 4111J0 | COVER, SIDE :BOTH | 0.4 |
| 9 | 4131J4 | COVER, BODY SIDE :RIGHT | 0.3 |
| 10 | 4131J3 | COVER, BODY SIDE :LEFT | 0.3 |
| | 4131L6 | COVER, BODY SIDE :BOTH | 0.4 |
| 12 | | (7) | |
| | 4131J0 | COVER, BODY :RIGHT | 0.3 |
| 13 | | (8) | |
| | 4131H9 | COVER, BODY :LEFT | 0.3 |
| | 4131J1 | COVER, BODY :BOTH | 0.4 |

| Ref. No. | Part No. | Description | Reqd. QTY | Serial No. | Parts catalogue code |
|----------|-----------------|--|-------------------------|------------|----------------------|
| | | | AFX110 CS/MCS/S A | | |
| 1 | 33708-KWW-600ZG | COVER, TAIL *NHA69P* | 1 | ----- | SMA |
| | | PEARL MAGELLANIC BLACK | 1 | ----- | SMA |
| | 33708-KWW-600ZL | *NH341P*.PEARL FADELESS WHITE | 1 | ----- | SMA |
| | 33708-KWW-600ZM | *PB383M* | 1 | ----- | SMA |
| | | MARIANA PURPLE METALLIC | 1 | ----- | CSMA,MCSMA |
| | 33708-KWW-600ZN | *R339M*.EUPHORIA RED METALLIC | 1 | ----- | CSMA,MCSMA |
| | 33708-KWW-600ZP | *B206M*...VITAL BLUE METALLIC | 1 | ----- | SMA |
| | 33708-KWW-600ZQ | *R331*.....VIVACITY RED | 1 | ----- | SMA |
| 2 | 64325-KWW-A00ZF | COVER, R. CENTER SIDE *NH411M*FORCE SILVER METALLIC | 1 | ----- | SMA |
| 3 | 64330-KWW-A00ZF | COVER, L. CENTER SIDE *NH411M*FORCE SILVER METALLIC | 1 | ----- | SMA |
| 4 | 64340-KWW-A00 | COVER, CENTER | 1 | ----- | SMA |
| 5 | 64350-KWW-D10ZA | COVER SET, R. CENTER SIDE *TYPE1*(WL) | 1 | ----- | SMA |
| | 64350-KWW-D10ZB | COVER SET, R. CENTER SIDE *TYPE2*(WL) | 1 | ----- | SMA |
| 6 | 64355-KWW-D10ZA | COVER SET, L. CENTER SIDE *TYPE1*(WL) | 1 | ----- | SMA |
| | 64355-KWW-D10ZB | COVER SET, L. CENTER SIDE *TYPE2*(WL) | 1 | ----- | SMA |
| 7 | 64410-KWW-A00ZP | COVER, R. BODY *NHA69P* | 1 | ----- | SMA |
| | | PEARL MAGELLANIC BLACK | 1 | ----- | SMA |
| | 64410-KWW-A00ZT | *NH341P*.PEARL FADELESS WHITE | 1 | ----- | SMA |
| | 64410-KWW-A00ZU | *PB383M* | 1 | ----- | SMA |
| | | MARIANA PURPLE METALLIC | 1 | ----- | CSMA,MCSMA |

3

| Ref. No. | Part No. | Description | Reqd. QTY AFX110 CS/MCS/S A | Serial No. | Parts catalogue code |
|----------|-----------------|-------------------------------------|--------------------------------------|------------|----------------------|
| (7) | 64410-KWW-A00ZV | COVER, R. BODY | | | |
| | | *R339M*.EUPHORIA RED METALLIC | 1 | ----- | CSMA,MCSMA |
| | 64410-KWW-A00ZW | *B206M*...VITAL BLUE METALLIC | 1 | ----- | SMA |
| | 64410-KWW-A00ZX | *R331*.....VIVACITY RED | 1 | ----- | SMA |
| 8 | 64420-KWW-A00ZB | COVER, L. BODY | | | |
| | | *B206M*...VITAL BLUE METALLIC | 1 | ----- | SMA |
| | 64420-KWW-A00ZQ | *NHA69P* PEARL MAGELLANIC BLACK | 1 | ----- | SMA |
| | 64420-KWW-A00ZU | *NH341P*.PEARL FADELESS WHITE | 1 | | |
| | 64420-KWW-A00ZV | *PB383M* MARIANA PURPLE METALLIC | 1 | ----- | CSMA,MCSMA |
| | 64420-KWW-A00ZW | *R339M*.EUPHORIA RED METALLIC | 1 | ----- | CSMA,MCSMA |
| | 64420-KWW-A00ZX | *R331*.....VIVACITY RED | 1 | ----- | SMA |
| 9 | 64480-KWW-A00 | COVER, R. RR. BODY | 1 | | |
| 10 | 64490-KWW-A00 | COVER, L. RR. BODY | 1 | | |
| 11 | 64560-KWW-A00 | COVER, R. BODY LOWER | 1 | | |
| 12 | 64600-KWW-D10ZA | COVER SET, R. BODY *TYPE1*(WL) | 1 | ----- | CSMA,MCSMA |
| | 64600-KWW-D10ZB | COVER SET, R. BODY *TYPE2*(WL) | 1 | ----- | CSMA,MCSMA |
| | 64600-KWW-D10ZC | COVER SET, R. BODY *TYPE3*(WL) | 1 | | |
| | 64600-KWW-D10ZD | COVER SET, R. BODY *TYPE4*(WL) | 1 | ----- | SMA |
| | 64600-KWW-D10ZE | COVER SET, R. BODY *TYPE5*(WL) | 1 | ----- | SMA |
| | 64600-KWW-D10ZF | COVER SET, R. BODY *TYPE6*(WL) | 1 | ----- | SMA |
| 13 | 64650-KWW-D10ZA | COVER SET, L. BODY *TYPE1*(WL) | 1 | ----- | CSMA,MCSMA |
| | 64650-KWW-D10ZB | COVER SET, L. BODY *TYPE2*(WL) | 1 | ----- | CSMA,MCSMA |
| | 64650-KWW-D10ZC | COVER SET, L. BODY *TYPE3*(WL) | 1 | | |
| | 64650-KWW-D10ZD | COVER SET, L. BODY *TYPE4*(WL) | 1 | ----- | SMA |
| | 64650-KWW-D10ZE | COVER SET, L. BODY *TYPE5*(WL) | 1 | ----- | SMA |
| | 64650-KWW-D10ZF | COVER SET, L. BODY *TYPE6*(WL) | 1 | ----- | SMA |
| 14 | 83551-GE2-000 | GROMMET, AIR CLEANER CASE | 4 | | |
| 15 | 90107-KGH-600 | SCREW, 6X12 | 1 | | |
| 16 | 90115-KW7-900 | SCREW, VISOR SPECIAL SETTING | 6 | | |
| 17 | 90677-KAN-T00 | NUT, CLIP, 5MM | 2 | | |
| 18 | 93903-24310 | SCREW, TAPPING, 4X12 | 16 | | |
| 19 | 93903-24380 | SCREW, TAPPING, 4X12 | 2 | | |





| Ref. No. | L.O.N. | (Relative ref. Number) Description | F.R.T. |
|----------|--------|------------------------------------|--------|
| 2 | 312105 | ELEMENT, AIR CLEANER | 0.2 |
| 5 | 3121A5 | CASE, AIR CLEANER | 0.6 |
| 8 | 312102 | COVER, AIR CLEANER CASE | 0.2 |
| 9 | 3121B6 | TUBE, AIR CLEANER CONNECTING .. | 0.6 |

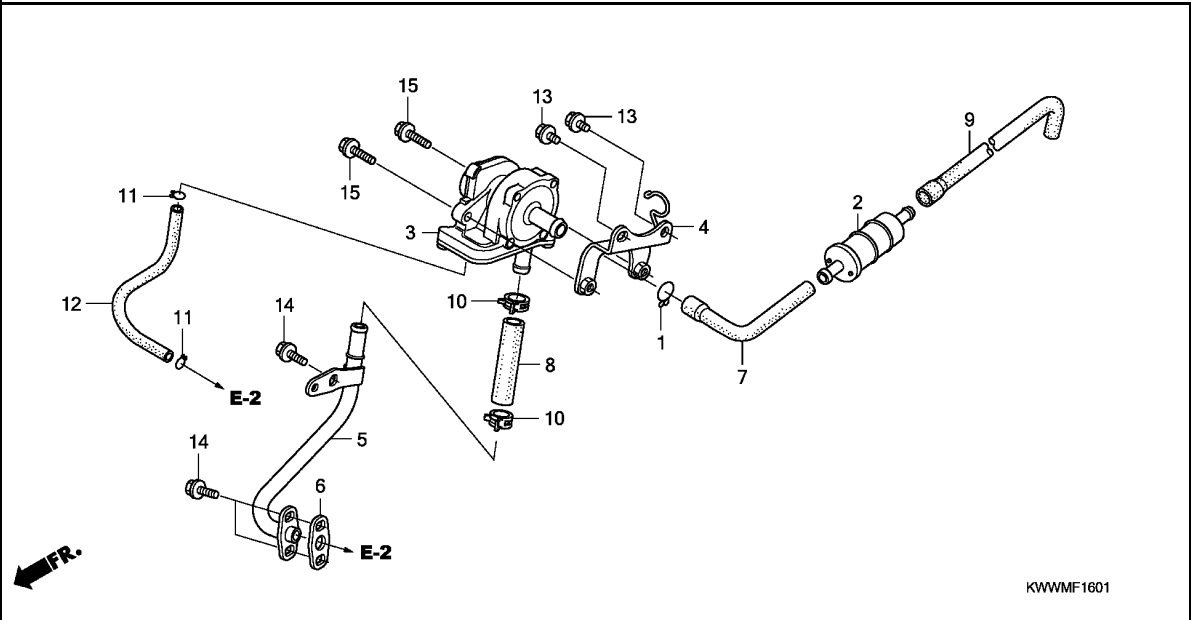
3

| Ref. No. | Part No. | Description | Reqd. QTY AFX110 CS/MCS/S A | Serial No. | Parts catalogue code |
|----------|----------------|--|--------------------------------------|------------|----------------------|
| 1 | 15761-KWB-600 | HOSE, BREATHER | 1 | | |
| 2 | 17210-KWW-B20 | ELEMENT COMP., AIR CLEANER .. | 1 | | |
| 3 | 17213-KWB-600 | SEAL, AIR CLEANER COVER | 1 | | |
| 4 | 17214-KWB-920 | SEAL, AIR CLEANER CASE | 1 | | |
| 5 | 17225-KWW-B20 | CASE SUB ASSY., AIR CLEANER .. | 1 | | |
| 6 | 17227-KPK-900 | TUBE, VINYL, 11X15X35 | 1 | | |
| 7 | 17234-KWW-B80 | TUBE, AIR CLEANER DRAIN | 1 | | |
| 8 | 17235-KWW-B20 | COVER SUB ASSY., AIR CLEANER .. | 1 | | |
| 9 | 17253-KWB-920 | TUBE, AIR CLEANER CONNECTING .. | 1 | | |
| 10 | 17255-329-000 | BAND A, AIR CLEANER CONNECTING TUBE | 1 | | |
| 11 | 90116-KVB-900 | BOLT, FLANGE, 6MM | 2 | | |
| 12 | 93500-05025-0G | SCREW, PAN, 5X25 | 1 | | |
| 13 | 93903-25510 | SCREW, TAPPING, 5X25 | 5 | | |
| 14 | 95002-41300-08 | CLAMP, TUBE (D13) | 1 | | |
| 15 | 95002-80000 | CLIP, TUBE (C12) | 3 | | |

F-16-1

AIR SUCTION VALVE

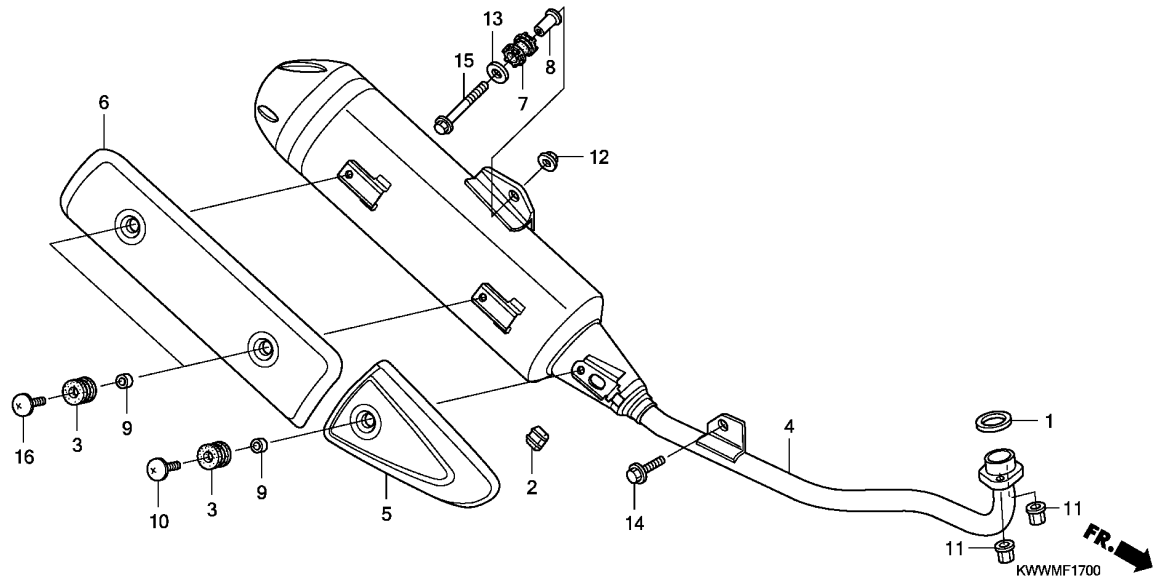
G 8



| Ref. No. | L.O.N. | (Relative ref. Number) Description | F.R.T. |
|----------|--------|------------------------------------|--------|
| 2 | 3141B4 | FILTER, SECONDARY AIR SUPPLY | 0.2 |
| 3 | 314130 | VALVE, SECONDARY AIR CONTROL | 0.3 |
| 5 | 3111D1 | PIPE, SECONDARY AIR | 0.2 |
| 9 | | (7) | |
| | 3111D2 | TUBE, SECONDARY AIR CONTROL VALVE | 0.2 |

| Ref. No. | Part No. | Description | Reqd. QTY AFX110 CS/MCS/S A | Serial No. | Parts catalogue code |
|----------|----------------|-------------------------------------|--------------------------------------|------------|----------------------|
| 1 | 15771-KV6-000 | CLIP, OIL DRAIN TUBE | 1 | | |
| 2 | 17260-KRS-T00 | FILTER COMP., AIR | 1 | | |
| 3 | 18600-KWW-B21 | VALVE ASSY., AIR SUCTION | 1 | | |
| 4 | 18620-KWW-B20 | STAY, AIR SUCTION VALVE | 1 | | |
| 5 | 18640-KWB-920 | PIPE COMP., AIR FEED | 1 | | |
| 6 | 18645-MT4-730 | GASKET, AIR FEED PIPE | 1 | | |
| 7 | 18652-KWW-B20 | TUBE A, AIR INJECTION CONTROL VALVE | 1 | | |
| 8 | 18653-KWW-B20 | TUBE B, AIR INJECTION CONTROL VALVE | 1 | | |
| 9 | 18654-KWW-A00 | TUBE C, AIR SUCTION VALVE | 1 | | |
| 10 | 90678-MN5-000 | CLIP, FUEL HOSE | 2 | | |
| 11 | 95002-02070 | CLIP, TUBE (B7) | 2 | | |
| 12 | 95005-35110-20 | TUBE, 3.5X110(95005-35001-20M) | 1 | | |
| 13 | 95701-06008-00 | BOLT, FLANGE, 6X8 | 2 | | |
| 14 | 96001-06016-00 | BOLT, FLANGE, 6X16 | 3 | | |
| 15 | 96001-06018-00 | BOLT, FLANGE, 6X18 | 2 | | |

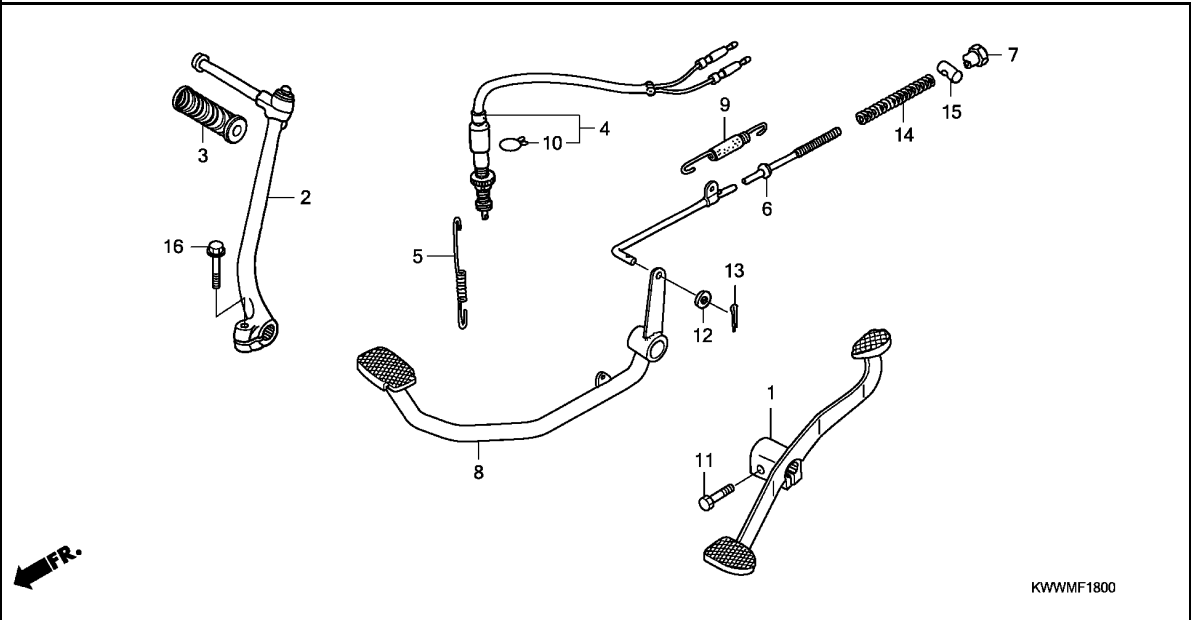
3



| Ref. No. | L.O.N. | (Relative ref. Number) Description | F.R.T. |
|----------|--------|------------------------------------|--------|
| 1 | 3131B4 | GASKET, EXHAUST PIPE | 0.2 |
| 4 | 313120 | MUFFLER | 0.2 |
| 5 | 3131B3 | COVER, MUFFLER :FRONT | 0.1 |
| 6 | 3131D3 | COVER, MUFFLER :REAR | 0.1 |

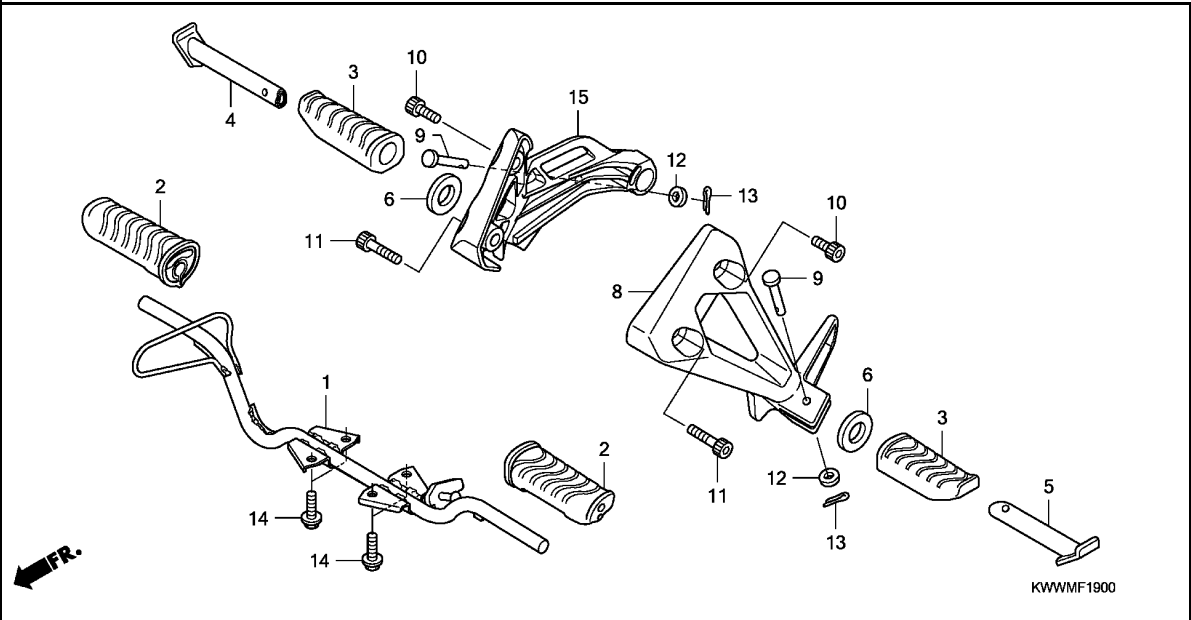
3

| Ref. No. | Part No. | Description | Reqd. QTY AFX110 CS/MCS/S A | Serial No. | Parts catalogue code |
|----------|----------------|-------------------------------|--------------------------------------|------------|----------------------|
| 1 | 18291-GE2-921 | GASKET, EX. PIPE | 1 | | |
| 2 | 18293-KPK-900 | RUBBER, PROTECTOR PACKING ... | 1 | | |
| 3 | 18345-MBT-610 | RUBBER, PROTECTOR MOUNTING .. | 3 | | |
| 4 | 18350-KWW-D30 | MUFFLER COMP., EX. | 1 | | |
| 5 | 18355-KWW-V00 | COVER A, MUFFLER | 1 | | |
| 6 | 18357-KWW-D30 | COVER B, MUFFLER | 1 | | |
| 7 | 18421-KBA-900 | RUBBER, MUFFLER MOUNTING | 1 | | |
| 8 | 18422-KBA-900 | COLLAR, MUFFLER MOUNTING | 1 | | |
| 9 | 33619-459-840 | COLLAR, WINKER STAY | 3 | | |
| 10 | 90107-KVV-900 | BOLT, BODY COVER SETTING | 1 | | |
| 11 | 90301-KWB-600 | NUT, FLANGE, 8MM | 2 | | |
| 12 | 94050-08000 | NUT, FLANGE, 8MM | 1 | | |
| 13 | 94103-08000 | WASHER, PLAIN, 8MM | 1 | | |
| 14 | 95701-08012-00 | BOLT, FLANGE, 8X12 | 1 | | |
| 15 | 95701-08045-00 | BOLT, FLANGE, 8X45 | 1 | | |
| 16 | 90107-KGH-600 | SCREW, 6X12 | 2 | | |



| Ref. No. | L.O.N. | (Relative ref. Number) Description | F.R.T. |
|----------|--------|------------------------------------|--------|
| 1 | 4101A1 | PEDAL, GEAR CHANGE | 0.1 |
| 2 | 112107 | ARM, KICK STARTER | 0.1 |
| 4 | 6151B5 | SWITCH, REAR STOP :PEDAL SIDE | 0.3 |
| 6 | 811135 | ROD, REAR BRAKE | 0.5 |
| 8 | 810160 | PEDAL, REAR BRAKE | 0.5 |

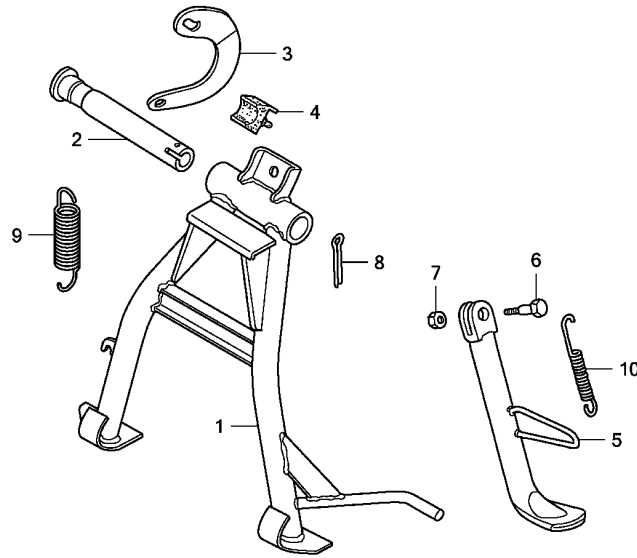
| Ref. No. | Part No. | Description | Reqd. QTY | Serial No. | Parts catalogue code |
|----------|----------------|--------------------------------|-------------------------|------------|----------------------|
| | | | AFX110 CS/MCS/S A | | |
| 1 | 24701-KWW-V50 | PEDAL, GEAR CHANGE | 1 | ----- | CSMA,MCSMA |
| | 24701-KWW-620 | | 1 | ----- | SMA |
| 2 | 28300-KTL-740 | ARM ASSY., KICK STARTER | 1 | ----- | SMA |
| | 28300-KWW-V00 | | 1 | ----- | CSMA,MCSMA |
| 3 | 28311-KWB-600 | RUBBER, KICK STARTER | 1 | | |
| 4 | 35350-KWB-920 | SWITCH ASSY., RR. STOP | 1 | | |
| 5 | 35357-KCC-900 | SPRING, STOP SWITCH | 1 | | |
| 6 | 43451-KWB-600 | ROD COMP., RR. BRAKE | 1 | | |
| 7 | 43459-GN5-760 | NUT, BRAKE ROD ADJUSTING | 1 | | |
| 8 | 46500-KWB-920 | PEDAL COMP., BRAKE | 1 | ----- | SMA |
| | 46500-KWW-V00 | PEDAL COMP., RR. BRAKE | 1 | ----- | CSMA,MCSMA |
| 9 | 46513-KBP-900 | SPRING ASSY., RR. BRAKE RETURN | 1 | | |
| 10 | 90601-KAF-003 | CLIP, SWITCH COVER | 1 | | |
| 11 | 92101-06020-0A | BOLT, HEX., 6X20 | 1 | | |
| 12 | 94101-05000 | WASHER, PLAIN, 5MM | 1 | | |
| 13 | 94201-20150 | PIN, SPLIT, 2.0X15 | 1 | | |
| 14 | 95014-73100 | SPRING A, BRAKE ROD | 1 | | |
| 15 | 95015-32001 | JOINT B, BRAKE ARM | 1 | | |
| 16 | 95701-06025-00 | BOLT, FLANGE, 6X25 | 1 | | |



| Ref. No. | L.O.N. | (Relative ref. Number) Description | F.R.T. |
|----------|--------|------------------------------------|--------|
| 1 | 410145 | BAR, STEP | 0.4 |
| 2 | 4101D3 | RUBBER, STEP :LEFT | 0.1 |
| | 4101D4 | RUBBER, STEP :RIGHT | 0.1 |
| | 4101L8 | RUBBER, STEP :BOTH | 0.1 |
| 4 | | (3) | |
| | 4101C8 | BAR, PILLION STEP :RIGHT | 0.1 |
| 5 | | (3) | |
| | 4101C7 | BAR, PILLION STEP :LEFT | 0.1 |
| | 4101P4 | BAR, PILLION STEP :BOTH | 0.2 |
| 8 | 4101C9 | BRACKET, PILLION STEP :LEFT .. | 0.2 |
| | 4101K4 | BRACKET, PILLION STEP :BOTH .. | 0.4 |
| 15 | 4101D0 | BRACKET, PILLION STEP :RIGHT .. | 0.2 |

| Ref. No. | Part No. | Description | Reqd. QTY | Serial No. | Parts catalogue code |
|----------|-----------------|-------------------------------------|-------------------------|------------|----------------------|
| | | | AFX110 CS/MCS/S A | | |
| 1 | 50610-KWW-B80 | BAR COMP., STEP | 1 | | |
| 2 | 50661-KWB-600 | RUBBER, STEP | 2 | | |
| 3 | 50710-KWB-600 | RUBBER, PILLION STEP | 2 | | |
| 4 | 50711-KBP-900 | BAR, R. PILLION STEP | 1 | | |
| 5 | 50712-KBP-900 | BAR, L. PILLION STEP | 1 | | |
| 6 | 50715-KE8-000 | PLATE, PILLION STEP SIDE | 2 | | |
| 8 | 50716-KWW-V00ZA | HOLDER, L. PILLION STEP *NH303M* | 1 | | |
| | | MAT AXIS GRAY METALLIC | 1 | ----- | CSMA,MCSMA |
| | 50716-KWW-V00ZB | *NH364M*SHEEN SILVER METALLIC | 1 | ----- | SMA |
| 9 | 90131-KWB-600 | PIN, PILLION STEP | 2 | | |
| 10 | 90135-KWB-600 | BOLT, SOCKET, 8X16 | 2 | | |
| 11 | 90136-KWB-600 | BOLT, SOCKET, 8X32 | 2 | | |
| 12 | 94101-06000 | WASHER, PLAIN, 6MM | 2 | | |
| 13 | 94201-16150 | PIN, SPLIT, 1.6X15 | 2 | | |
| 14 | 95701-08018-00 | BOLT, FLANGE, 8X18 | 4 | | |
| 15 | 50715-KWW-V00ZA | HOLDER, R. PILLION STEP *NH303M* | 1 | | |
| | | MAT AXIS GRAY METALLIC | 1 | ----- | CSMA,MCSMA |
| | 50715-KWW-V00ZB | *NH364M*SHEEN SILVER METALLIC | 1 | ----- | SMA |

3



FR.

KWWWMF2000

| Ref. No. | L.O.N. | (Relative ref. Number) Description | F.R.T. |
|----------|--------|---------------------------------------|--------|
| 1 | | (2) | |
| 410175 | | STAND, MAIN | 0.5 |
| 5 | 410180 | BAR, SIDE STAND | 0.2 |
| 9 | | (3) | |
| 410176 | | SPRING, MAIN STAND | 0.2 |
| 10 | 410182 | SPRING, SIDE STAND | 0.1 |

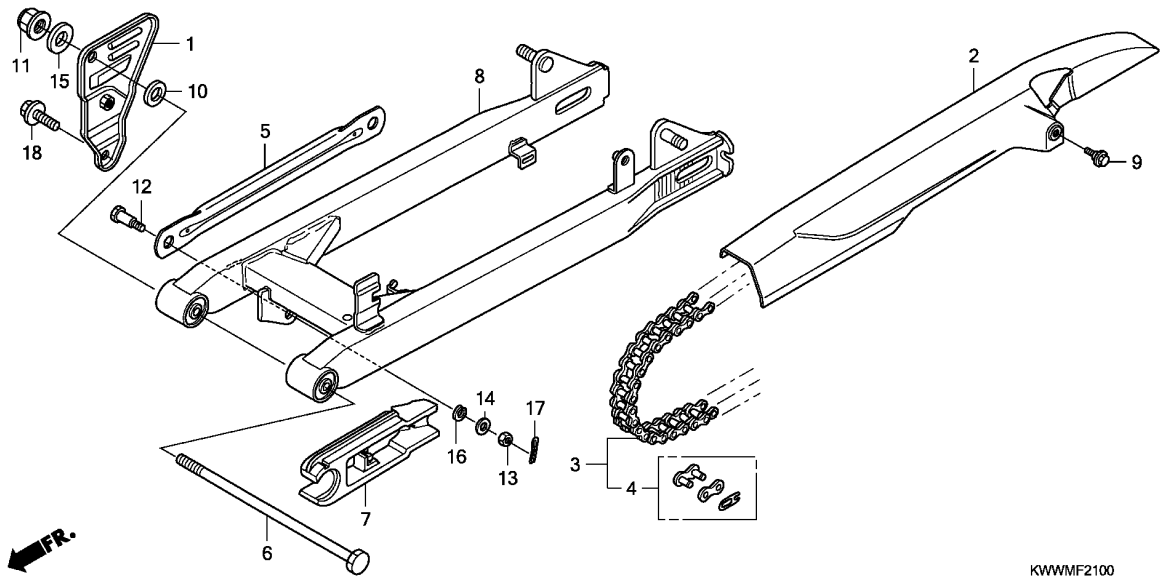
| Ref. No. | Part No. | Description | Reqd. QTY AFX110 CS/MCS/S A | Serial No. | Parts catalogue code |
|----------|----------------|-------------------------------|--------------------------------------|------------|----------------------|
| 1 | 50500-KWW-B20 | STAND COMP., MAIN | 1 | | |
| 2 | 50512-KWW-620 | SHAFT, RR. BRAKE PIVOT | 1 | | |
| 3 | 50523-KWB-920 | HOOK, MAIN STAND SPRING | 1 | | |
| 4 | 50524-397-000 | RUBBER, STAND STOPPER | 1 | | |
| 5 | 50530-KWW-B20 | BAR COMP., SIDE STAND | 1 | | |
| 6 | 90108-223-000 | SCREW, SIDE STAND PIVOT | 1 | | |
| 7 | 94002-10000-0S | NUT, HEX., 10MM | 1 | | |
| 8 | 94201-30300 | PIN, SPLIT, 3.0X30 | 1 | | |
| 9 | 95014-71102 | SPRING A, MAIN STAND | 1 | | |
| 10 | 95014-72102 | SPRING A, SIDE STAND | 1 | | |

3

F-21

SWINGARM

G13



| Ref. No. | L.O.N. | (Relative ref. Number) Description | F.R.T. |
|----------|--------|------------------------------------|--------|
| 1 | 3131B7 | BRACKET, MUFFLER | 0.2 |
| 2 | 410195 | CASE, DRIVE CHAIN | 0.1 |
| 3 | 213165 | CHAIN, DRIVE | 0.2 |
| 5 | 7111H2 | ARM, REAR BRAKE STOPPER | 0.3 |
| 7 | 4101E5 | SLIDER, CHAIN | 0.3 |
| 8 | 5121B0 | SWINGARM ASSEMBLY | 0.8 |

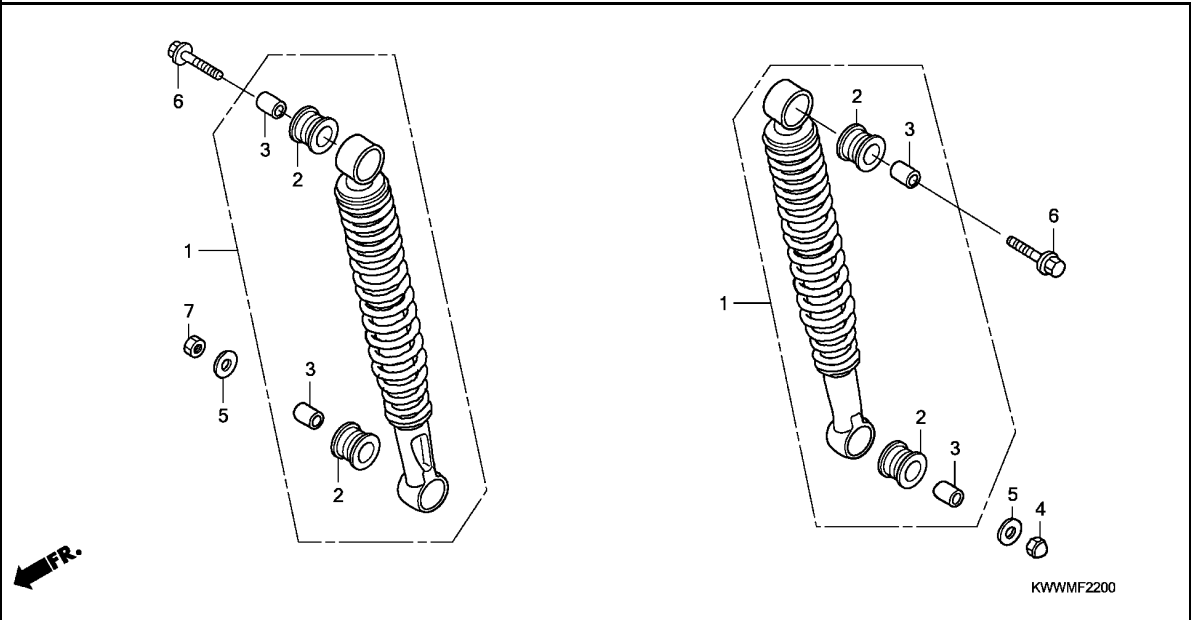
| Ref. No. | Part No. | Description | Reqd. QTY AFX110 CS/MCS/S A | Serial No. | Parts catalogue code |
|----------|-----------------|--|--------------------------------------|------------|----------------------|
| 1 | 18315-KWW-V00 | BRACKET, MUFFLER | 1 | | |
| 2 | 40510-KWB-600 | CASE, DRIVE CHAIN | 1 | | |
| 3 | 40530-KWB-601 | CHAIN, DRIVE (DID420AD-102RB) (DAIDO) | 1 | | |
| | 40530-KWB-602 | (STANDARD LINK 102L) CHAIN, DRIVE (RK420SL-102RJ) (RK EXCEL) | 1 | | |
| | | (STANDARD LINK 102L) | 1 | | |
| 4 | 40531-KWB-601 | JOINT, DRIVE CHAIN (DAIDO) .. | 1 | | |
| | 40531-KWB-602 | JOINT, DRIVE CHAIN (RK EXCEL) | 1 | | |
| 5 | 43431-KWB-600 | ARM, RR. BRAKE STOPPER | 1 | | |
| 6 | 52101-KWB-920 | BOLT, SWINGARM PIVOT | 1 | | |
| 7 | 52170-KWB-600 | SLIDER, CHAIN | 1 | | |
| 8 | 52200-KWW-D30ZA | SWINGARM SET, RR. *NH303M* | 1 | | |
| | 52200-KWW-D30ZB | MAT AXIS GRAY METALLIC *NH364M*SHEEN SILVER METALLIC | 1 | ----- | CSMA, MCSMA |
| | | | 1 | ----- | SMA |
| 9 | 90111-187-000 | BOLT, FLANGE, 6MM | 1 | | |
| 10 | 90122-KWB-600 | WASHER, PIVOT BOLT | 1 | | |
| 11 | 90306-KGH-901 | NUT, U, 12MM | 1 | | |
| 12 | 92812-10000 | BOLT A, STOPPER ARM | 1 | | |
| 13 | 94001-08000-0S | NUT, HEX., 8MM | 1 | | |
| 14 | 94101-08000 | WASHER, PLAIN, 8MM | 1 | | |
| 15 | 94101-12000 | WASHER, PLAIN, 12MM | 1 | | |
| 16 | 94111-10000 | WASHER, SPRING, 10MM | 1 | | |
| 17 | 94201-20150 | PIN, SPLIT, 2.0X15 | 1 | | |
| 18 | 95701-08012-00 | BOLT, FLANGE, 8X12 | 1 | | |

3

F-22

REAR CUSHION

G14

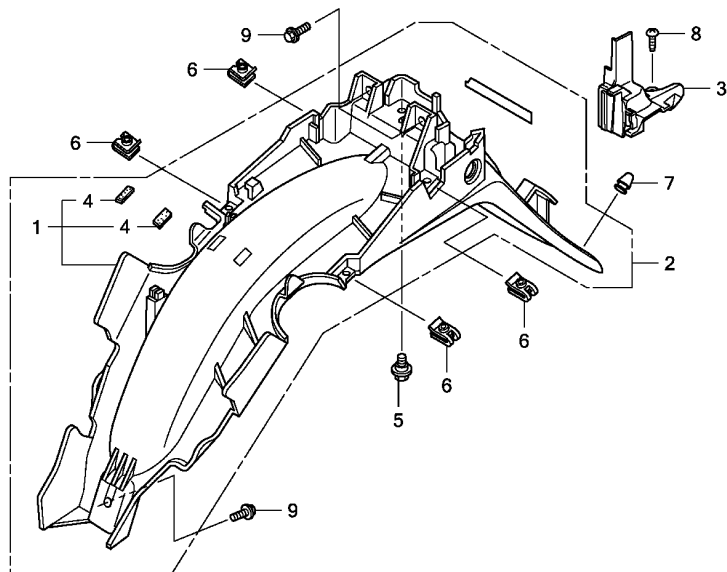


| Ref. No. | L.O.N. | (Relative ref. Number) Description | F.R.T. |
|----------|--------|------------------------------------|--------|
| 1 | 5121B6 | CUSHION ASSY., REAR :LEFT | 0.3 |
| | 5121B7 | CUSHION ASSY., REAR :RIGHT | 0.3 |
| | 5121B8 | CUSHION ASSY., REAR :BOTH | 0.4 |

| Ref. No. | Part No. | Description | Reqd. QTY AFX110 CS/MCS/S A | Serial No. | Parts catalogue code |
|----------|----------------|-----------------------------|--------------------------------------|------------------|----------------------|
| 1 | 52400-KWW-B21 | CUSHION ASSY., RR. (SHOWA) | 2 | ----- SMA | |
| | 52400-KWW-V01 | | 2 | ----- CSMA,MCSMA | |
| 2 | 52485-KVY-901 | BUSH, RUBBER | 4 | | |
| 3 | 52486-GA7-003 | COLLAR, RUBBER BUSH (SHOWA) | 4 | | |
| 4 | 90301-KTL-V00 | NUT, HEX. CAP, 10MM | 1 | | |
| 5 | 94101-10000 | WASHER, PLAIN, 10MM | 2 | | |
| 6 | 95801-10035-00 | BOLT, FLANGE, 10X35 | 2 | | |
| 7 | 94001-10000-0S | NUT, HEX., 10MM | 1 | | |

FR.

3

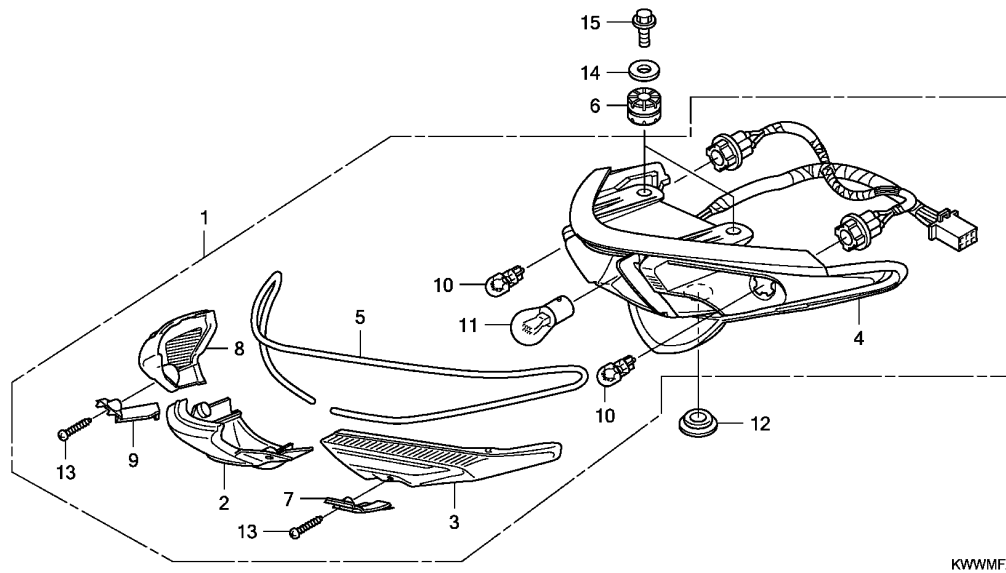


KWWMF2300

| Ref. No. | L.O.N. | (Relative ref. Number) Description | F.R.T. |
|----------|--------|---------------------------------------|--------|
| 2 | 413102 | (1) FENDER, REAR | 0.6 |

3

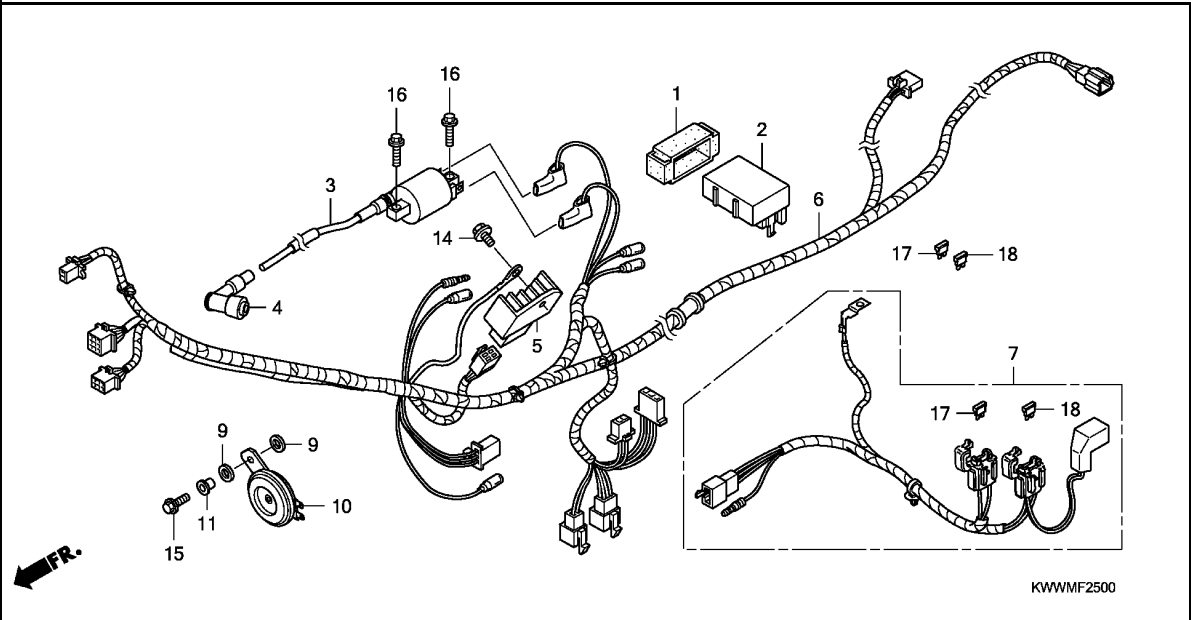
| Ref. No. | Part No. | Description | Reqd. QTY AFX110 CS/MCS/S A | Serial No. | Parts catalogue code |
|----------|-----------------|-------------------------------|--------------------------------------|------------|----------------------|
| 1 | 80100-KWW-A00 | FENDER, RR. | 1 | | |
| 2 | 80110-KWW-D10ZA | FENDER SET, RR. *TYPE1*(WL) . | 1 | | |
| 3 | 80120-KWW-A00 | COVER, SEAT LOCK | 1 | | |
| 4 | 81257-KWC-900 | RUBBER, PROTECTOR | 2 | | |
| 5 | 90116-KVB-900 | BOLT, FLANGE, 6MM | 1 | | |
| 6 | 90677-KAN-T00 | NUT, CLIP, 5MM | 4 | | |
| 7 | 90899-422-610 | PLUG, CONE TYPE | 1 | | |
| 8 | 93903-24380 | SCREW, TAPPING, 4X12 | 1 | | |
| 9 | 95701-06012-00 | BOLT, FLANGE, 6X12 | 3 | | |



| Ref. No. | L.O.N. | (Relative ref. Number) Description | F.R.T. |
|----------|--------|------------------------------------|--------|
| 1 | 6161D5 | TAILLIGHT UNIT | 0.1 |
| 4 | 6161E2 | BASE, TAILLIGHT | 0.2 |
| 10 | | (3,5,6,8) | |
| | 616139 | BULB, WINKER :REAR | 0.1 |
| | 6161G0 | BULB, WINKER :FOR 1 VEHICLE -- | 0.4 |
| 11 | | (2,5,6) | |
| | 6161G1 | BULB, TAILLIGHT | 0.1 |

| Ref. No. | Part No. | Description | Reqd. QTY AFX110 CS/MCS/S A | Serial No. | Parts catalogue code |
|----------|----------------|--|--------------------------------------|------------|----------------------|
| 1 | 33700-KWW-B21 | LIGHT ASSY., RR. COMBINATION | 1 | | |
| 2 | 33701-KWW-B21 | LENS, RR. COMBINATION LIGHT | 1 | | |
| 3 | 33702-KWW-B21 | LENS, R. WINKER | 1 | | |
| 4 | 33704-KWW-B21 | BASE COMP., TAILLIGHT | 1 | | |
| 5 | 33705-KWW-B21 | PACKING | 1 | | |
| 6 | 33705-KW7-900 | RUBBER A, TAILLIGHT MOUNTING | 2 | | |
| 7 | 33706-KWW-B21 | COVER, R. DUMMY | 1 | | |
| 8 | 33752-KWW-B21 | LENS, L. WINKER | 1 | | |
| 9 | 33756-KWW-B21 | COVER, L. DUMMY | 1 | | |
| 10 | 34905-KAN-W01 | BULB, WINKER (12V 10W) (STANLEY) | 2 | | |
| 11 | 34906-GB6-921 | BULB, TAILLIGHT (12V 18/5W) (STANLEY) | 1 | | |
| 12 | 83601-MN5-000 | GROMMET, SIDE COVER | 1 | | |
| 13 | 93901-24680 | SCREW, TAPPING, 4X25 | 2 | | |
| 14 | 94103-06000 | WASHER, PLAIN, 6MM | 2 | | |
| 15 | 95701-06012-00 | BOLT, FLANGE, 6X12 | 2 | | |





| Ref. No. | L.O.N. | (Relative ref. Number) Description | F.R.T. |
|----------|--------|------------------------------------|--------|
| 2 | 6141A1 | IGNITION CONTROL MODULE | 0.3 |
| 3 | 614105 | COIL, IGNITION | 0.4 |
| 5 | 6131B2 | RECTIFIER, REGULATE | 0.3 |
| 6 | 611100 | HARNESS, WIRE | 0.9 |
| 7 | 6111F8 | SUB HARNESS, BATTERY | 0.3 |
| 10 | 616169 | HORN | 0.4 |

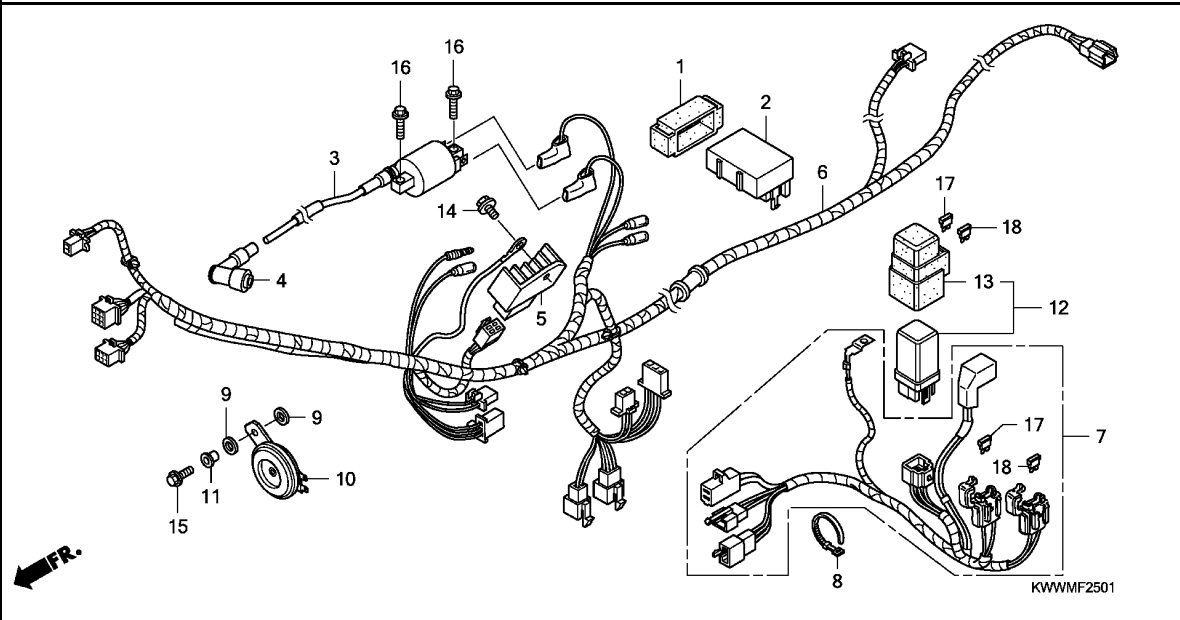


| Ref. No. | Part No. | Description | Reqd. QTY | Serial No. | Parts catalogue code |
|----------|----------------|--------------------------------|-------------------------|------------|----------------------|
| | | | AFX110 CS/MCS/S A | | |
| 1 | 30401-KTE-910 | CUSHION, C.D.I. UNIT | 1 | ----- | CSMA,SMA |
| 2 | 30410-KWW-B21 | C.D.I. UNIT | 1 | ----- | CSMA,SMA |
| 3 | 30500-KWW-B21 | COIL ASSY., IGNITION | 1 | ----- | CSMA,SMA |
| 4 | 30700-KWW-B21 | CAP ASSY., NOISE SUPPRESSOR .. | 1 | ----- | CSMA,SMA |
| 5 | 31600-KVB-901 | RECTIFIER COMP., REGULATOR .. | 1 | ----- | CSMA,SMA |
| 6 | 32100-KWW-D20 | HARNESS, WIRE | 1 | ----- | CSMA,SMA |
| 7 | 32103-KWW-D20 | SUB HARNESS, BATTERY | 1 | ----- | CSMA,SMA |
| 9 | 33714-KL3-620 | RUBBER, TAILLIGHT BRACKET ... | 2 | ----- | CSMA,SMA |
| 10 | 38110-KWW-B21 | HORN COMP. | 1 | ----- | CSMA,SMA |
| 11 | 38117-KPH-880 | COLLAR, HORN SETTING | 1 | ----- | CSMA,SMA |
| 14 | 95701-06014-00 | BOLT, FLANGE, 6X14 | 1 | ----- | CSMA,SMA |
| 15 | 95701-06016-00 | BOLT, FLANGE, 6X16 | 1 | ----- | CSMA,SMA |
| 16 | 95701-06020-00 | BOLT, FLANGE, 6X20 | 2 | ----- | CSMA,SMA |
| 17 | 98200-40750 | FUSE, MINI (7.5A) | 2 | ----- | CSMA,SMA |
| 18 | 98200-41000 | FUSE, MINI (10A) | 2 | ----- | CSMA,SMA |

F-25-1

WIRE HARNESS(AFX110MCS)

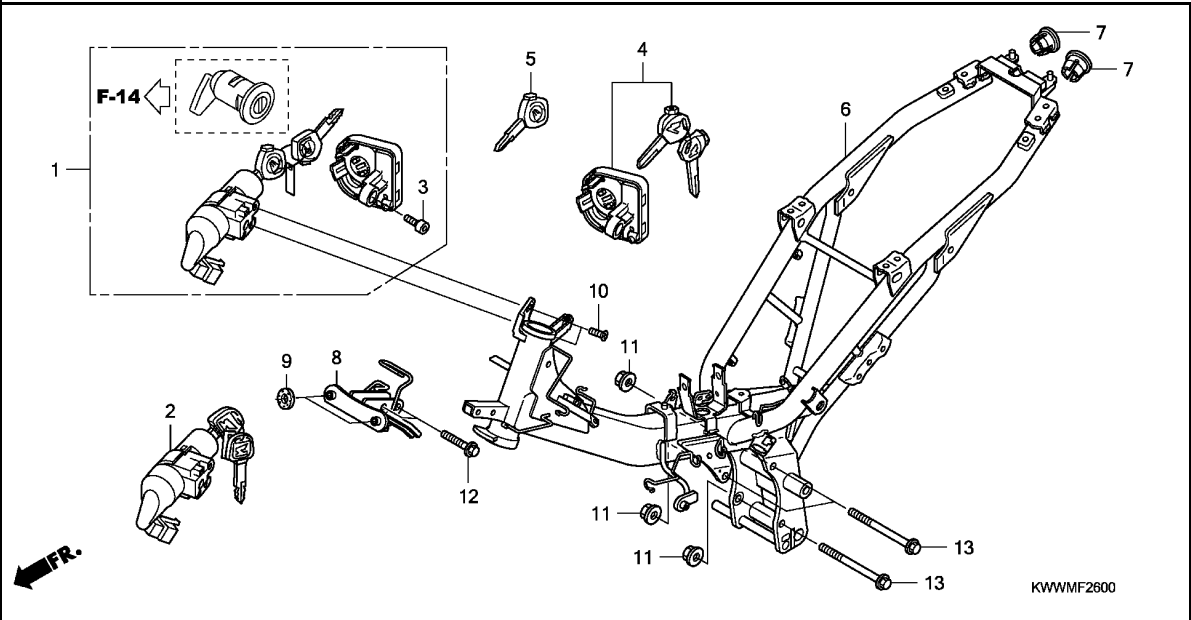
H 2



| Ref. No. | L.O.N. | (Relative ref. Number) Description | F.R.T. |
|----------|--------|------------------------------------|--------|
| 2 | 6141A1 | IGNITION CONTROL MODULE | 0.3 |
| 3 | 614105 | COIL, IGNITION | 0.4 |
| 5 | 6131B2 | RECTIFIER, REGULATE | 0.3 |
| 6 | 611100 | HARNESS, WIRE | 0.9 |
| 7 | 6111F8 | SUB HARNESS, BATTERY | 0.3 |
| 10 | 616169 | HORN | 0.4 |
| 12 | 6111C5 | RELAY, STARTER | 0.2 |

| Ref. No. | Part No. | Description | Reqd. QTY | Serial No. | Parts catalogue code |
|----------|----------------|--------------------------------|-------------------------|------------|----------------------|
| | | | AFX110 CS/MCS/S A | | |
| 1 | 30401-KTE-910 | CUSHION, C.D.I. UNIT | 1 | ----- | MCSMA |
| 2 | 30410-KWW-B21 | C.D.I. UNIT | 1 | ----- | MCSMA |
| 3 | 30500-KWW-B21 | COIL ASSY., IGNITION | 1 | ----- | MCSMA |
| 4 | 30700-KWW-B21 | CAP ASSY., NOISE SUPPRESSOR .. | 1 | ----- | MCSMA |
| 5 | 31600-KVB-901 | RECTIFIER COMP., REGULATOR .. | 1 | ----- | MCSMA |
| 6 | 32100-KWW-D10 | HARNESS, WIRE | 1 | ----- | MCSMA |
| 7 | 32103-KWW-B60 | SUB HARNESS, BATTERY | 1 | ----- | MCSMA |
| 8 | 32161-KRS-600 | BAND B1, WIRE | 1 | ----- | MCSMA |
| 9 | 33714-KL3-620 | RUBBER, TAILLIGHT BRACKET ... | 2 | ----- | MCSMA |
| 10 | 38110-KWW-B21 | HORN COMP. | 1 | ----- | MCSMA |
| 11 | 38117-KPH-880 | COLLAR, HORN SETTING | 1 | ----- | MCSMA |
| 12 | 38500-KWW-B60 | RELAY ASSY., STARTER | 1 | ----- | MCSMA |
| 13 | 38506-KWW-B60 | SUSPENSION | 1 | ----- | MCSMA |
| 14 | 95701-06014-00 | BOLT, FLANGE, 6X14 | 1 | ----- | MCSMA |
| 15 | 95701-06016-00 | BOLT, FLANGE, 6X16 | 1 | ----- | MCSMA |
| 16 | 95701-06020-00 | BOLT, FLANGE, 6X20 | 2 | ----- | MCSMA |
| 17 | 98200-40750 | FUSE, MINI (7.5A) | 2 | ----- | MCSMA |
| 18 | 98200-41000 | FUSE, MINI (10A) | 2 | ----- | MCSMA |

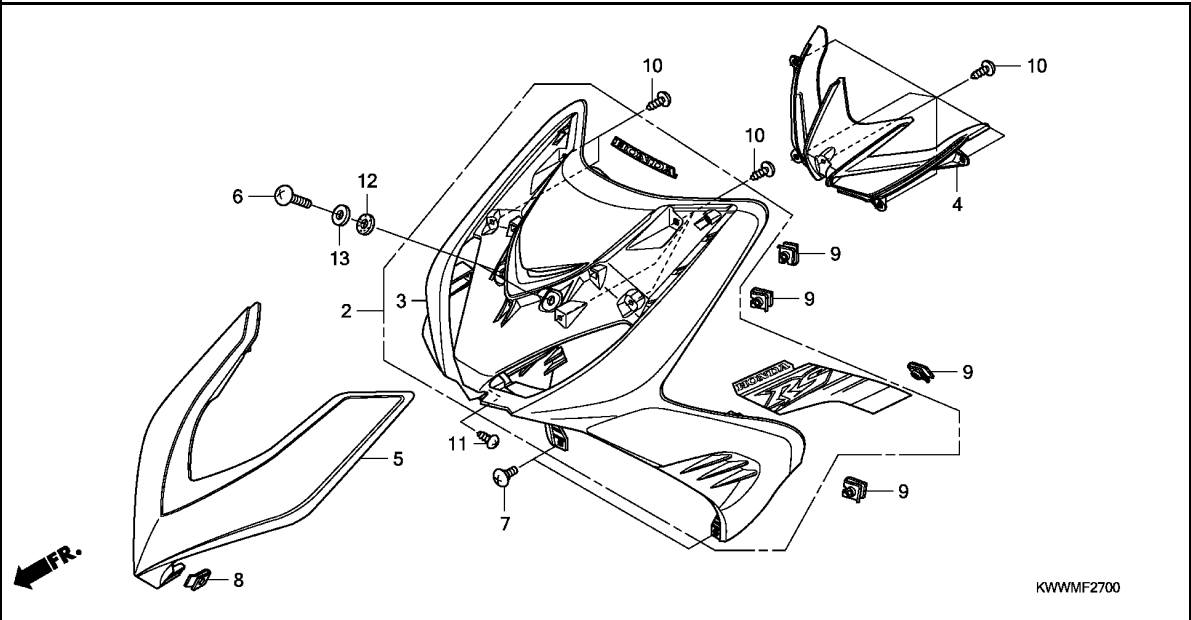
3



| Ref. No. | L.O.N. | (Relative ref. Number) Description | F.R.T. |
|----------|--------|--|--------|
| 1 | 6151A1 | KEY SET | 1.6 |
| 2 | 6151A5 | SWITCH, COMBINATION & LOCK ... | 1.5 |
| 4 | 6151A2 | KEY, SHUTTER | 1.4 |
| | | .EXCLUDES: Key cutting | |
| 6 | 410100 | BODY, FRAME | 5.7 |
| | | .INCLUDES: Engine removal and installation | |
| 8 | 411105 | STAY, FRONT COVER | 0.3 |

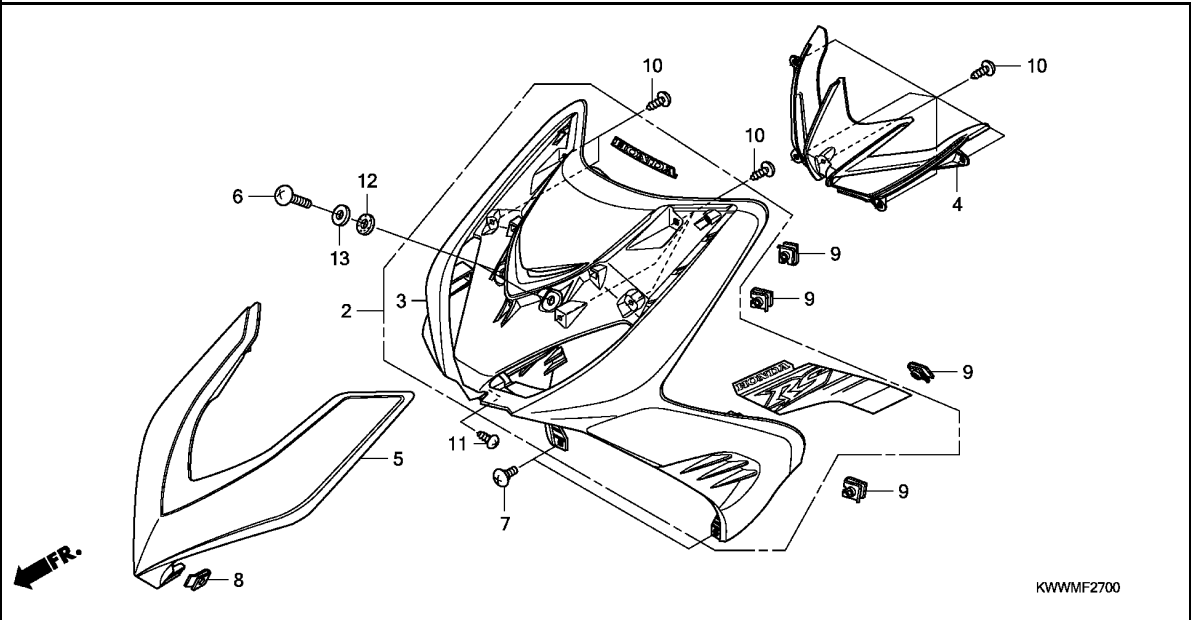


| Ref. No. | Part No. | Description | Reqd. QTY AFX110 CS/MCS/S A | Serial No. | Parts catalogue code |
|----------|----------------|----------------------------------|--------------------------------------|------------|----------------------|
| 1 | 35010-KWW-A00 | KEY SET | 1 | | |
| 2 | 35101-KWW-A01 | SWITCH ASSY., COMBINATION & LOCK | 1 | | |
| 3 | 35109-KWW-A01 | BOLT, SOCKET, 5X8 | 1 | | |
| 4 | 35110-KWW-A01 | KEY SET, SHUTTER | 1 | | |
| | | (AREP KEYTOP 1REP 0) | | | |
| 5 | 35121-KWW-A00 | KEY, BLANK | (1) | | |
| | | (AOKEYTOP2REPORDER) | | | |
| 6 | 50100-KWW-D30 | BODY COMP., FRAME | 1 | | |
| 7 | 50196-KWW-A00 | CAP, FRAME BODY END | 2 | | |
| 8 | 64221-KWW-V00 | STAY, FR. TOP COVER (DISK) .. | 1 | | |
| 9 | 64510-KWW-A00 | RUBBER, FR. TOP COVER | 2 | | |
| 10 | 90164-028-000 | SCREW, U-LOCK FLAT, 6X12 | 2 | | |
| 11 | 94050-10080 | NUT, FLANGE, 10MM | 3 | | |
| 12 | 95701-08032-00 | BOLT, FLANGE, 8X32 | 2 | | |
| 13 | 95801-10110-08 | BOLT, FLANGE, 10X110 | 3 | | |



| Ref. No. | L.O.N. | (Relative ref. Number) Description | F.R.T. |
|----------|--------|------------------------------------|--------|
| 2 | (3) | COVER, FRONT | 0.5 |
| 4 | | LOUVER, FRONT TOP | 0.5 |
| 5 | | COVER, FRONT TOP | 0.4 |

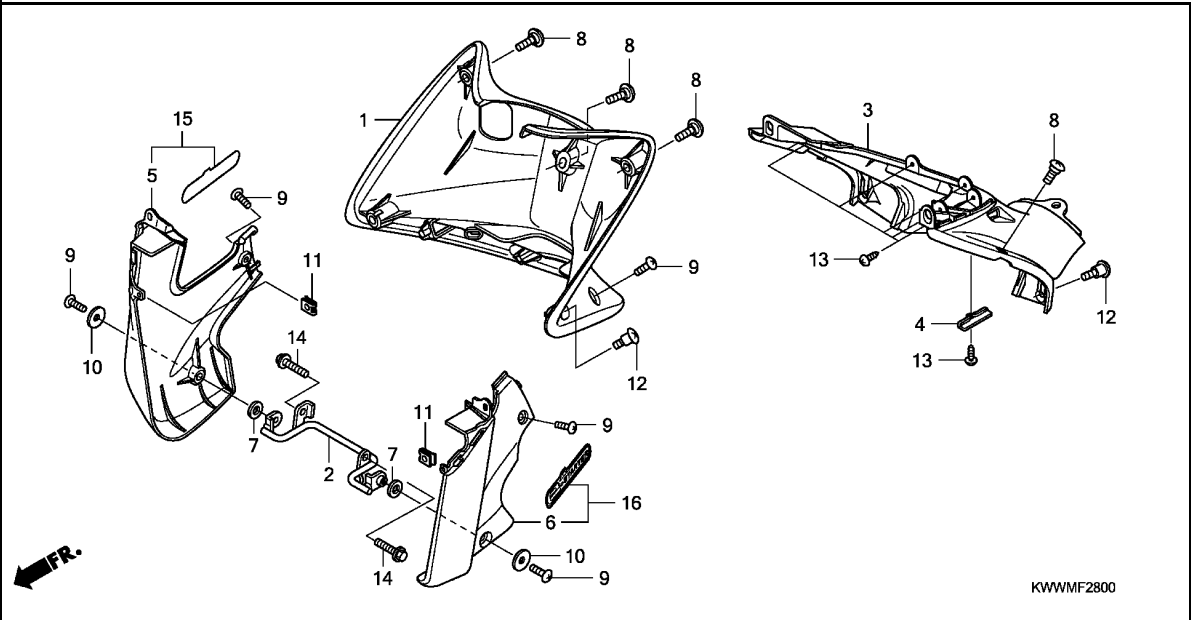
| Ref. No. | Part No. | Description | Reqd. QTY | Serial No. | Parts catalogue code |
|----------|-----------------|--------------------------------|-------------------------|------------|----------------------|
| | | | AFX110 CS/MCS/S A | | |
| 2 | 64200-KWW-D10ZA | COVER SET, FR. TOP *TYPE1*(WL) | 1 | ----- | CSMA,MCSMA |
| | 64200-KWW-D10ZB | COVER SET, FR. TOP *TYPE2*(WL) | 1 | ----- | CSMA,MCSMA |
| | 64200-KWW-D10ZC | COVER SET, FR. TOP *TYPE3*(WL) | 1 | ----- | CSMA,MCSMA |
| | 64200-KWW-D20ZA | COVER SET, FR. TOP *TYPE1*(WL) | 1 | ----- | SMA |
| | 64200-KWW-D20ZB | COVER SET, FR. TOP *TYPE2*(WL) | 1 | ----- | SMA |
| | 64200-KWW-D20ZC | COVER SET, FR. TOP *TYPE3*(WL) | 1 | ----- | SMA |
| | 64200-KWW-D20ZD | COVER SET, FR. TOP *TYPE4*(WL) | 1 | ----- | SMA |
| 3 | 64500-KWW-V01ZA | COVER, FR. TOP | 1 | ----- | |
| | | *NH341P*.PEARL FADELESS WHITE | 1 | ----- | |
| | 64500-KWW-V01ZB | *PB383M* | 1 | ----- | |
| | | MARIANA PURPLE METALLIC | 1 | ----- | CSMA,MCSMA |
| | 64500-KWW-V01ZC | *R339M*.EUPHORIA RED METALLIC | 1 | ----- | CSMA,MCSMA |
| | 64500-KWW-V01ZD | *B206M*...VITAL BLUE METALLIC | 1 | ----- | SMA |
| | 64500-KWW-V01ZE | *NHA69P* | 1 | ----- | |
| | | PEARL MAGELLANIC BLACK | 1 | ----- | SMA |
| | 64500-KWW-V01ZF | *R331*...VIVACITY RED | 1 | ----- | SMA |
| 4 | 64520-KWW-V00ZA | LOUVER, FR. TOP | 1 | ----- | |
| | | *R339M*.EUPHORIA RED METALLIC | 1 | ----- | CSMA,MCSMA |
| | 64520-KWW-V00ZB | *NHA69P* | 1 | ----- | |
| | | PEARL MAGELLANIC BLACK | 1 | ----- | SMA |
| 5 | 64550-KWW-V00ZA | COVER, FR. UPPER | 1 | ----- | |
| | | *NH411M*FORCE SILVER METALLIC | 1 | ----- | |
| 6 | 90114-KPH-C00 | SCREW, 6X12 | 2 | | |
| 7 | 90115-KW7-900 | SCREW, VISOR SPECIAL SETTING | 2 | | |
| 8 | 90302-KWW-A00 | NUT, SPRING, 4MM | 1 | | |
| 9 | 90677-KAN-T00 | NUT, CLIP, 5MM | 8 | | |
| 10 | 93903-24310 | SCREW, TAPPING, 4X12 | 10 | | |



KWWWMF2700

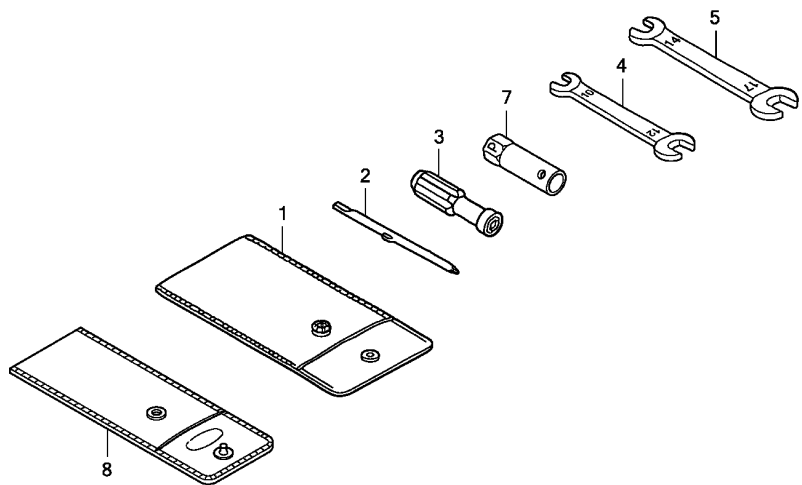
| Ref. No. | Part No. | Description | Reqd. QTY | | Serial No. | Parts catalogue code |
|----------|----------|-------------|-----------|----------|------------|----------------------|
| | | | AFX110 | CS/MCS/S | | |

| | | | | | | |
|----|---------------|-----------------------|-------|---|--|--|
| 11 | 93903-24380 | SCREW, TAPPING, 4X12 | | 1 | | |
| 12 | 64510-KWW-A00 | RUBBER, FR. TOP COVER | | 2 | | |
| 13 | 94103-06000 | WASHER, PLAIN, 6MM | | 2 | | |



| Ref. No. | L.O.N. | (Relative ref. Number) Description | F.R.T. |
|----------|--------|------------------------------------|--------|
| 1 | 4111H5 | PANEL, INNER :UPPER | 0.4 |
| 3 | 4111H6 | PANEL, INNER :LOWER | 0.4 |
| | 4111E6 | PANEL, INNER :BOTH | 0.4 |
| 5 | | (15) | |
| 6 | 4131S9 | COVER, MAIN PIPE SIDE :RIGHT .. | 0.1 |
| | | (16) | |
| | 4131S8 | COVER, MAIN PIPE SIDE :LEFT .. | 0.1 |
| | 4131T0 | COVER, MAIN PIPE SIDE :BOTH .. | 0.2 |

| Ref. No. | Part No. | Description | Reqd. QTY AFX110 CS/MCS/S A | Serial No. | Parts catalogue code |
|----------|-----------------|---|--------------------------------------|------------|----------------------|
| 1 | 64310-KWW-A00ZC | COVER, FR. MAIN PIPE | 1 | ----- | ----- CSMA,MCSMA |
| | 64310-KWW-A00ZD | *NH411M*FORCE SILVER METALLIC *NHA69P* PEARL MAGELLANIC BLACK | 1 | ----- | ----- SMA |
| 2 | 64311-KWW-A00 | STAY, LOWER COVER | 1 | | |
| 3 | 64320-KWW-A00 | COVER, RR. MAIN PIPE | 1 | | |
| 4 | 64321-KWW-A00 | GUARD, WATER | 1 | | |
| 5 | 64400-KWW-A00ZF | COVER, R. MAIN PIPE SIDE *NH411M*FORCE SILVER METALLIC | 1 | | |
| 6 | 64450-KWW-A00ZF | COVER, L. MAIN PIPE SIDE *NH411M*FORCE SILVER METALLIC | 1 | | |
| 7 | 64510-KWW-A00 | RUBBER, FR. TOP COVER | 2 | | |
| 8 | 90104-KPH-900 | SCREW, SPECIAL, 5MM | 5 | | |
| 9 | 90107-KGH-600 | SCREW, 6X12 | 6 | | |
| 10 | 90501-KST-920 | WASHER, SEAT MOUNTING, 6MM .. | 2 | | |
| 11 | 90677-KAN-T00 | NUT, CLIP, 5MM | 2 | | |
| 12 | 91422-KVB-900 | SCREW, SPECIAL PAN, 5MM | 4 | | |
| 13 | 93903-24310 | SCREW, TAPPING, 4X12 | 6 | | |
| 14 | 96001-06016-00 | BOLT, FLANGE, 6X16 | 2 | | |
| 15 | 64300-KWW-D10ZA | COVER SET, R. MAIN PIPE SIDE (WL) *NH411M*FORCE SILVER METALLIC | 1 | ----- | ----- MCSMA |
| 16 | 64305-KWW-D10ZA | COVER SET, L. MAIN PIPE SIDE (WL) *NH411M*FORCE SILVER METALLIC | 1 | ----- | ----- MCSMA |

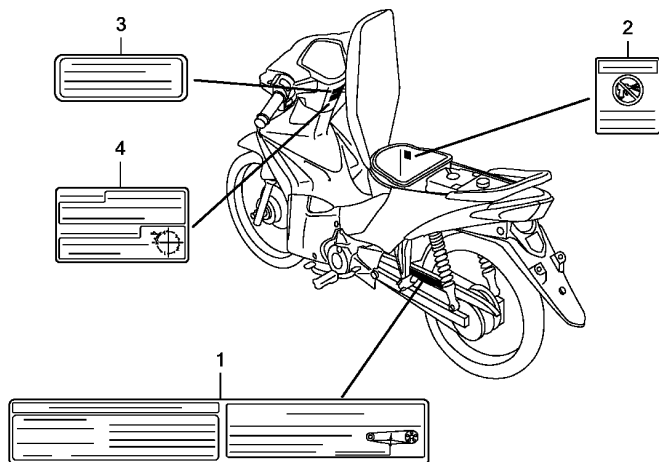


KWWWMF2900

| Ref. No. | L.O.N. | (Relative ref. Number) Description | F.R.T. |
|----------|--------|------------------------------------|--------|
|----------|--------|------------------------------------|--------|

NO INFORMATION

| Ref. No. | Part No. | Description | Reqd. QTY AFX110 CS/MCS/S A | Serial No. | Parts catalogue code |
|----------|---------------|--------------------------------|--------------------------------------|------------|----------------------|
| 1 | 83642-171-000 | BAG, OWNERS MANUAL | 1 | | |
| 2 | 89102-538-000 | DRIVER, SCREW (NO.2 + -) | 1 | | |
| 3 | 89103-538-000 | GRIP | 1 | | |
| 4 | 89211-KGH-900 | SPANNER, 10X12 | 1 | | |
| 5 | 89212-KGH-900 | SPANNER, 14X17 | 1 | | |
| 7 | 89216-KVY-900 | WRENCH, SPARK PLUG | 1 | | |
| 8 | 89219-KGH-900 | BAG, TOOL, 160MM | 1 | | |

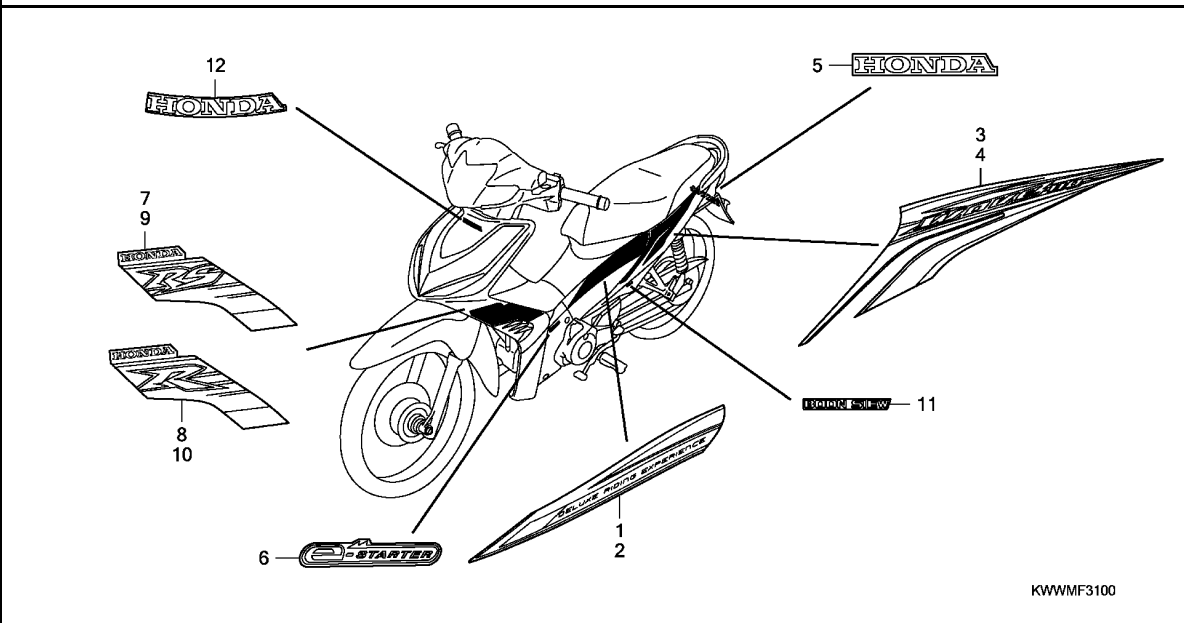


KWWWMF3000

| Ref. No. | L.O.N. | (Relative ref. Number) Description | F.R.T. |
|----------|--------|---------------------------------------|--------|
|----------|--------|---------------------------------------|--------|

NO INFORMATION

| Ref. No. | Part No. | Description | Reqd. QTY AFX110 CS/MCS/S A | Serial No. | Parts catalogue code |
|----------|-----------------|--------------------------------------|--------------------------------------|------------|----------------------|
| 1 | 87505-KWW-D30 | LABEL, TIRE & DRIVE CHAIN ... | 1 | | |
| 2 | 87509-KWP-900 | LABEL, AIR CLEANER ELEMENT NOTICE | 1 | | |
| 3 | 87513-KTL-M00ZA | LABEL, ENGINE STARTER | | | |
| | | *TWHITE*.....WHITE | 1 | ----- | SMA |
| | 87513-KTL-M00ZB | *TBLACK*.....BLACK | 1 | ----- | CSMA,MCSMA |
| 4 | 87560-KW7-950ZB | MARK, DRIVE CAUTION | | | |
| | | *TWHITE*.....WHITE | 1 | ----- | SMA |
| | 87560-KW7-950ZC | *TBLACK*.....BLACK | 1 | ----- | CSMA,MCSMA |

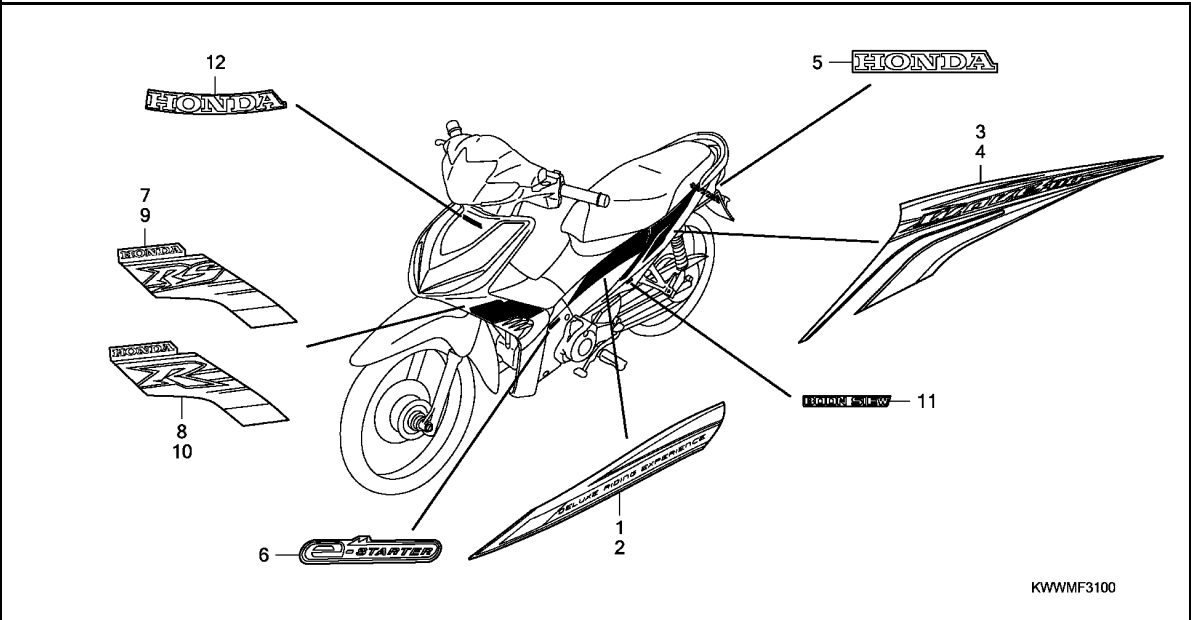


Ref. L.O.N. (Relative ref. Number) F.R.T.
No. Description

NO INFORMATION

KWWMF3100

| Ref. No. | Part No. | Description | Reqd. QTY AFX110 CS/MCS/S A | Serial No. | Parts catalogue code |
|----------|-----------------|----------------------------------|--------------------------------------|------------|----------------------|
| 1 | 87103-KWW-D10ZA | STRIPE, R. CENTER SIDE *TYPE1* | 1 | | |
| | 87103-KWW-D10ZB | STRIPE, R. CENTER SIDE *TYPE2* | 1 | | |
| 2 | 87104-KWW-D10ZA | STRIPE, L. CENTER SIDE *TYPE1* | 1 | | |
| | 87104-KWW-D10ZB | STRIPE, L. CENTER SIDE *TYPE2* | 1 | | |
| 3 | 87107-KWW-D10ZA | STRIPE, R. BODY COVER *TYPE1* | 1 | ----- | CSMA,MCSMA |
| | 87107-KWW-D10ZB | STRIPE, R. BODY COVER *TYPE2* | 1 | ----- | CSMA,MCSMA |
| | 87107-KWW-D10ZC | STRIPE, R. BODY COVER *TYPE3* | 1 | ----- | |
| | 87107-KWW-D10ZD | STRIPE, R. BODY COVER *TYPE4* | 1 | ----- | SMA |
| | 87107-KWW-D10ZE | STRIPE, R. BODY COVER *TYPE5* | 1 | ----- | SMA |
| | 87107-KWW-D10ZF | STRIPE, R. BODY COVER *TYPE6* | 1 | ----- | SMA |
| 4 | 87108-KWW-D10ZA | STRIPE, L. BODY COVER *TYPE1* | 1 | ----- | CSMA,MCSMA |
| | 87108-KWW-D10ZB | STRIPE, L. BODY COVER *TYPE2* | 1 | ----- | CSMA,MCSMA |
| | 87108-KWW-D10ZC | STRIPE, L. BODY COVER *TYPE3* | 1 | ----- | |
| | 87108-KWW-D10ZD | STRIPE, L. BODY COVER *TYPE4* | 1 | ----- | SMA |
| | 87108-KWW-D10ZE | STRIPE, L. BODY COVER *TYPE5* | 1 | ----- | SMA |
| | 87108-KWW-D10ZF | STRIPE, L. BODY COVER *TYPE6* | 1 | ----- | SMA |
| 5 | 87110-KWW-D10ZA | MARK, HONDA *TYPE1*(55MM) ... | 1 | | |
| 6 | 87111-KWY-770ZA | MARK, ELECTRIC STARTER *TYPE1* | 2 | ----- | MCSMA |
| 7 | 87113-KWW-D10ZA | STRIPE, R. FR. TOP COVER *TYPE1* | 1 | ----- | CSMA,MCSMA |
| | 87113-KWW-D10ZB | STRIPE, R. FR. TOP COVER *TYPE2* | 1 | ----- | CSMA,MCSMA |
| | 87113-KWW-D10ZC | STRIPE, R. FR. TOP COVER *TYPE3* | 1 | ----- | CSMA,MCSMA |
| 8 | 87113-KWW-D20ZA | STRIPE, R. FR. TOP COVER *TYPE1* | 1 | ----- | SMA |
| | 87113-KWW-D20ZB | STRIPE, R. FR. TOP COVER *TYPE2* | 1 | ----- | SMA |



KWWWMF3100

| Ref. No. | Part No. | Description | Reqd. QTY | Serial No. | Parts catalogue code |
|----------|-----------------|---------------------------|-------------------------|------------|----------------------|
| | | | AFX110 CS/MCS/S A | | |
| (8) | 87113-KWW-D20ZC | STRIPE, R. FR. TOP COVER | 1 | ----- | SMA |
| | 87113-KWW-D20ZD | STRIPE, R. FR. TOP COVER | 1 | ----- | SMA |
| 9 | 87114-KWW-D10ZA | STRIPE, L. FR. TOP COVER | 1 | ----- | CSMA,MCSMA |
| | 87114-KWW-D10ZB | STRIPE, L. FR. TOP COVER | 1 | ----- | CSMA,MCSMA |
| | 87114-KWW-D10ZC | STRIPE, L. FR. TOP COVER | 1 | ----- | CSMA,MCSMA |
| 10 | 87114-KWW-D20ZA | STRIPE, L. FR. TOP COVER | 1 | ----- | SMA |
| | 87114-KWW-D20ZB | STRIPE, L. FR. TOP COVER | 1 | ----- | SMA |
| | 87114-KWW-D20ZC | STRIPE, L. FR. TOP COVER | 1 | ----- | SMA |
| | 87114-KWW-D20ZD | STRIPE, L. FR. TOP COVER | 1 | ----- | SMA |
| 11 | 87120-KWW-D10ZA | MARK *TYPE1*(BOON SIEW) | 2 | ----- | |
| 12 | 87121-KWW-D10ZA | MARK, HONDA *TYPE1*(85MM) | 1 | ----- | |
| | 87121-KWW-D10ZB | MARK, HONDA *TYPE2*(85MM) | 1 | ----- | |

PART NO. INDEX

| Part Number | Address | Page | Ref. | Part Number | Address | Page | Ref. | Part Number | Address | Page | Ref. | Part Number | Address | Page | Ref. |
|---------------|---------|------|------|---------------|---------|------|------|---------------|---------|------|------|---------------|---------|------|------|
| 06000 | | | | E2 | 46 | 5 | | 16041-GB5-D30 | E8 | 52 | 11 | 18653-KWW-B20 | G8 | 77 | 8 |
| 06410-KWB-600 | F15 | 68 | 1 | 14000 | | | | 16048-KPH-901 | E8 | 52 | 12 | 18654-KWW-A00 | G8 | 77 | 9 |
| | G1 | 70 | 1 | | | | | 16075-GHB-640 | E8 | 52 | 14 | | | | |
| 06430-KPH-900 | F14 | 67 | 1 | 14100-KWB-601 | D3 | 31 | 2 | 16075-GHB-B40 | E8 | 52 | 13 | 22000 | | | |
| 06451-961-405 | F10 | 63 | 1 | 14100-KWW-710 | D3 | 31 | 2 | 16100-KWW-D01 | E8 | 52 | 15 | | | | |
| 06455-KWB-601 | F10 | 63 | 2 | 14125-KVY-900 | D2 | 30 | 20 | 16148-141-881 | E8 | 52 | 17 | 22110-KWB-601 | D10 | 38 | 2 |
| 06530-GBG-B20 | F7 | 60 | 1 | 14126-KPG-T00 | D2 | 30 | 21 | 16148-KB1-921 | E8 | 52 | 16 | 22110-KWW-A01 | D11 | 39 | 2 |
| 06531-GBG-B20 | F7 | 60 | 2 | 14321-KWB-600 | D4 | 32 | 1 | 16155-KRS-861 | E8 | 52 | 18 | 22115-KPH-900 | D10 | 38 | 3 |
| | | | | 11000 | | | | 16163-GFP-901 | E8 | 52 | 19 | | | | |
| | | | | 14401-KWB-601 | D4 | 32 | 2 | 16165-KWB-921 | E8 | 52 | 20 | 22116-KWB-600 | D10 | 38 | 4 |
| | | | | 14401-KWB-921 | D4 | 32 | 2 | 16175-GB0-911 | E8 | 52 | 21 | | | | |
| | | | | 14430-KVY-901 | D3 | 31 | 3 | 16176-GB0-911 | E8 | 52 | 22 | 22121-KWB-601 | D10 | 38 | 5 |
| 11100-KWB-600 | E1 | 45 | 1 | 14440-KVY-901 | D3 | 31 | 4 | 16198-GC7-004 | E8 | 52 | 23 | 22121-KWW-A01 | D11 | 39 | 5 |
| 11200-KWB-602 | E1 | 45 | 2 | 14451-KWB-600 | D3 | 31 | 5 | 16199-KWW-A01 | E8 | 52 | 24 | 22201-KWB-601 | D10 | 38 | 6 |
| 11200-KWB-922 | E1 | 45 | 2 | 14500-KWB-600 | D4 | 32 | 3 | 16201-KWB-920 | D2 | 30 | 5 | 22201-KWW-A01 | D11 | 39 | 6 |
| 11218-KWB-600 | E1 | 45 | 3 | 14502-086-000 | D4 | 32 | 4 | 16211-KPH-900 | D2 | 30 | 6 | 22204-KWB-601 | D10 | 38 | 7 |
| 11330-KWB-600 | D6 | 34 | 1 | 14531-KWB-600 | D4 | 32 | 5 | 16236-KWW-A00 | D13 | 41 | 4 | 22321-KWB-601 | D10 | 38 | 8 |
| 11341-KWB-600 | D13 | 41 | 1 | 14541-GB4-681 | D4 | 32 | 6 | 16910-KFM-902 | G3 | 72 | 1 | 22321-KWW-A01 | D11 | 39 | 7 |
| 11360-KWB-920 | D13 | 41 | 2 | 14550-KRS-691 | D4 | 32 | 7 | 16951-KSS-901 | E8 | 52 | 25 | 22351-KWB-601 | D10 | 38 | 9 |
| 11394-KWB-920 | D6 | 34 | 2 | 14566-086-030 | D4 | 32 | 8 | 16963-KSS-901 | E9 | 53 | 26 | 22351-KWW-A01 | D11 | 39 | 8 |
| 11395-KWB-920 | D13 | 41 | 3 | 14610-KWB-600 | D4 | 32 | 9 | | | | | 24000 | | | |
| | | | | 12000 | | | | 14615-KFL-850 | D4 | 32 | 10 | 22361-KWB-601 | D10 | 38 | 10 |
| | | | | 14670-KWB-600 | D4 | 32 | 11 | 14675-KWB-600 | D4 | 32 | 12 | 22616-KWW-A01 | D11 | 39 | 9 |
| 12100-KWB-920 | D5 | 33 | 1 | 14711-KWB-600 | D3 | 31 | 6 | 17110-KWB-920 | D2 | 30 | 7 | 22401-KWB-601 | D10 | 38 | 11 |
| 12191-KWB-920 | D5 | 33 | 2 | 14721-KVY-900 | D3 | 31 | 7 | 17210-KWB-B20 | G7 | 76 | 2 | 22401-KWW-A01 | D11 | 39 | 10 |
| 12200-KWW-B10 | D2 | 30 | 1 | 14751-KWB-921 | D3 | 31 | 8 | 17213-KWB-600 | G7 | 76 | 3 | 22402-KWB-601 | D10 | 38 | 12 |
| 12204-KVY-305 | D2 | 30 | 2 | 14751-KWW-B10 | D3 | 31 | 8 | 17214-KWB-920 | G7 | 76 | 4 | 22535-KWB-305 | D7 | 35 | 3 |
| 12206-KPL-900 | D2 | 30 | 3 | 14771-GB4-680 | D3 | 31 | 9 | 17225-KWB-B20 | G7 | 76 | 5 | 22606-GN5-910 | D7 | 35 | 4 |
| 12209-GB4-682 | D3 | 31 | 1 | 14775-KVY-900 | D3 | 31 | 10 | 17227-KPK-900 | G7 | 76 | 6 | 22606-KWW-A01 | D7 | 35 | 4 |
| 12251-KWB-601 | D2 | 30 | 4 | 14781-MA6-000 | D3 | 31 | 11 | 17234-KWW-B80 | G7 | 76 | 7 | 22610-KWB-601 | D7 | 35 | 5 |
| 12310-KWB-600 | D1 | 29 | 1 | | | | | 17235-KWB-B20 | G7 | 76 | 8 | 22610-KWW-A01 | D7 | 35 | 5 |
| 12391-KWW-600 | D1 | 29 | 2 | 15000 | | | | 17253-KWB-920 | G7 | 76 | 9 | 22630-KWB-601 | D7 | 35 | 6 |
| | | | | 15100-KWB-920 | D12 | 40 | 1 | 17255-329-000 | G7 | 76 | 10 | 22630-KWW-A01 | D7 | 35 | 6 |
| | | | | 15119-KWB-600 | D12 | 40 | 2 | 17260-KRS-T00 | G8 | 77 | 2 | 22641-KWB-601 | D7 | 35 | 7 |
| 13000-KWB-601 | E2 | 46 | 1 | 15331-GF6-000 | D12 | 40 | 3 | 17510-KWW-D30 | G3 | 72 | 2 | 22641-KWW-A01 | D7 | 35 | 7 |
| 13011-KFL-851 | E2 | 46 | 2 | 15332-GF6-000 | D12 | 40 | 4 | 17620-KVV-900 | G3 | 72 | 3 | 22642-KFL-850 | D7 | 35 | 8 |
| 13011-KWB-305 | E2 | 46 | 2 | 15421-035-010 | D12 | 40 | 5 | 17630-KWW-A00 | G3 | 72 | 4 | 22642-KWW-A01 | D7 | 35 | 8 |
| 13012-KFL-851 | E2 | 46 | 2 | 15431-HF7-010 | D7 | 35 | 1 | 17631-KEV-900 | G3 | 72 | 5 | 22643-KFL-D00 | D7 | 35 | 9 |
| 13013-KFL-851 | E2 | 46 | 2 | 15439-KWB-920 | D7 | 35 | 2 | 17910-KWW-D30 | F3 | 56 | 1 | 22643-KWW-A01 | D7 | 35 | 9 |
| 13014-KFL-851 | E2 | 46 | 2 | 15651-KPH-900 | D6 | 34 | 4 | 17950-KWW-A00 | F3 | 56 | 2 | 22644-KFL-851 | D7 | 35 | 10 |
| 13015-KFL-851 | E2 | 46 | 2 | 15661-GN5-910 | D10 | 38 | 1 | 17961-KFM-900 | F3 | 56 | 3 | 22660-KWB-601 | D7 | 35 | 10 |
| 13021-KWB-305 | E2 | 46 | 2 | | | | | 17962-KFM-900 | F3 | 56 | 4 | 22660-KWW-A01 | D7 | 35 | 11 |
| 13031-KWB-305 | E2 | 46 | 2 | 15761-KWB-600 | G7 | 76 | 1 | | | | | 22660-KWB-920 | D8 | 36 | 13 |
| 13041-KWB-305 | E2 | 46 | 2 | 15771-KV6-000 | G8 | 77 | 1 | 18000 | | | | 22804-KWB-601 | D8 | 36 | 13 |
| 13051-KWB-305 | E2 | 46 | 2 | | | | | 18291-GE2-921 | G9 | 78 | 1 | 22810-KTL-740 | D6 | 34 | 5 |
| 13101-KWB-600 | E2 | 46 | 3 | 16000 | | | | 18293-KPK-900 | G9 | 78 | 2 | 22823-KWB-600 | D6 | 34 | 6 |
| 13101-KWW-B10 | E2 | 46 | 3 | 16010-KSS-901 | E8 | 52 | 1 | 18315-KWW-V00 | G13 | 82 | 1 | 22825-KWB-600 | D6 | 34 | 7 |
| 13102-KWB-305 | E2 | 46 | 3 | 16012-KWB-921 | E8 | 52 | 2 | 18345-MBT-610 | G9 | 78 | 3 | 22830-KWB-600 | D6 | 34 | 8 |
| 13102-KWW-306 | E2 | 46 | 3 | 16013-KPG-901 | E8 | 52 | 3 | 18350-KWW-D30 | G9 | 78 | 4 | 22846-KPH-901 | D6 | 34 | 9 |
| 13103-KWB-305 | E2 | 46 | 3 | 16014-KWB-921 | E8 | 52 | 4 | 18355-KWW-V00 | G9 | 78 | 5 | 22860-KWB-601 | D6 | 34 | 10 |
| 13103-KWW-306 | E2 | 46 | 3 | 16015-KVV-901 | E8 | 52 | 5 | 18357-KWW-D30 | G9 | 78 | 6 | | | | |
| 13104-KWB-305 | E2 | 46 | 3 | 16016-KPH-901 | E8 | 52 | 6 | 18421-KBA-900 | G9 | 78 | 7 | 23000 | | | |
| 13104-KWW-306 | E2 | 46 | 3 | 16022-KWB-921 | E8 | 52 | 7 | 18422-KBA-900 | G9 | 78 | 8 | 23120-KTL-740 | D8 | 36 | 14 |
| 13105-KWB-305 | E2 | 46 | 3 | 16028-KTT-901 | E8 | 52 | 8 | 18600-KWW-B21 | G8 | 77 | 3 | 23122-KTL-740 | D8 | 36 | 15 |
| 13105-KWW-306 | E2 | 46 | 3 | 16037-KPH-901 | E8 | 52 | 9 | 18620-KWW-B20 | G8 | 77 | 4 | 23122-KWW-A01 | D8 | 36 | 15 |
| 13111-087-000 | E2 | 46 | 4 | 16040-KEV-900 | E8 | 52 | 10 | 18640-KWB-920 | G8 | 77 | 5 | 23123-KFL-850 | D8 | 36 | 16 |
| 13115-GN5-910 | D6 | 34 | 3 | | | | | 18645-MT4-730 | G8 | 77 | 6 | 23123-KWW-A01 | D8 | 36 | 16 |
| | | | | | | | | 18652-KWW-B20 | G8 | 77 | 7 | 23124-GCE-900 | D8 | 36 | 17 |
| | | | | | | | | | | | | 28000 | | | |
| | | | | | | | | | | | | 28111-KWB-922 | D15 | 43 | 1 |
| | | | | | | | | | | | | 28120-KPH-701 | D15 | 43 | 2 |
| | | | | | | | | | | | | 28120-KWB-921 | D15 | 43 | 2 |
| | | | | | | | | | | | | 28130-KWB-920 | D15 | 43 | 3 |
| | | | | | | | | | | | | 28132-KPH-900 | D15 | 43 | 4 |
| | | | | | | | | | | | | 28211-KWW-B10 | E7 | 51 | 1 |
| | | | | | | | | | | | | 28221-KWW-B10 | E7 | 51 | 2 |
| | | | | | | | | | | | | 28251-KWW-B10 | E7 | 51 | 3 |
| | | | | | | | | | | | | 28262-KWB-600 | E7 | 51 | 4 |
| | | | | | | | | | | | | 28265-KWW-B10 | E7 | 51 | 5 |
| | | | | | | | | | | | | 28271-KWW-B10 | E7 | 51 | 6 |
| | | | | | | | | | | | | 28281-KWW-B10 | E7 | 51 | 7 |
| | | | | | | | | | | | | 28300-KTL-740 | G10 | 79 | 2 |
| | | | | | | | | | | | | 28300-KWW-V00 | G10 | 79 | 2 |
| | | | | | | | | | | | | 28311-KWB-600 | G10 | 79 | 3 |
| | | | | | | | | | | | | 30000 | | | |
| | | | | | | | | | | | | 30401-KTE-910 | H1 | 86 | 1 |
| | | | | | | | | | | | | | H2 | 87 | 1 |

PART NO. INDEX

| Part Number | Address | Page | Ref. | Part Number | Address | Page | Ref. | Part Number | Address | Page | Ref. | Part Number | Address | Page | Ref. |
|-----------------|---------|------|------|---------------|---------|------|------|-----------------|---------|------|------|-----------------|---------|------|------|
| 30410-KWW-B21 | H1 | 86 | 2 | 33756-KWW-B21 | G16 | 85 | 9 | 40000 | | | | 43434-ME1-670 | F14 | 67 | 7 |
| | H2 | 87 | 2 | | | | | | | | | 43451-KWB-600 | G10 | 79 | 6 |
| 30500-KWW-B21 | H1 | 86 | 3 | 34000 | | | | 40510-KWB-600 | G13 | 82 | 2 | 43459-GN5-760 | G10 | 79 | 7 |
| | H2 | 87 | 3 | | | | | 40530-KWB-601 | G13 | 82 | 3 | 43513-KBP-881 | F4 | 57 | 2 |
| 30700-KWW-B21 | H1 | 86 | 4 | 34901-KVY-901 | F1 | 54 | 4 | 40530-KWB-602 | G13 | 82 | 3 | | | | |
| | H2 | 87 | 4 | 34905-KAN-W01 | F1 | 54 | 5 | 40531-KWB-601 | G13 | 82 | 4 | 44000 | | | |
| | | | | | G16 | 85 | 10 | 40531-KWB-602 | G13 | 82 | 4 | | | | |
| 31000 | | | | 34906-GB6-921 | G16 | 85 | 11 | 40543-KWW-A00 | F14 | 67 | 2 | 44301-KWB-600 | F11 | 64 | 2 |
| | | | | 34908-GA7-701 | F1 | 54 | 6 | | F15 | 68 | 2 | | F13 | 66 | 1 |
| 31110-KWB-921 | D14 | 42 | 1 | | F2 | 55 | 1 | | G1 | 70 | 2 | 44311-KPH-900 | F11 | 64 | 4 |
| 31110-KWW-D21 | D14 | 42 | 1 | 34908-MB9-871 | F2 | 55 | 2 | 41000 | | | | | F13 | 66 | 3 |
| 31120-KWB-921 | D14 | 42 | 2 | | | | | | | | | 44620-KPH-950 | F11 | 64 | 5 |
| 31204-KG8-004 | D16 | 44 | 1 | 35000 | | | | 41200-KWB-840 | F15 | 68 | 3 | | F13 | 66 | 4 |
| 31206-GW3-004 | D16 | 44 | 2 | | | | | | G1 | 70 | 3 | 44635-KWW-B30ZA | F11 | 64 | 6 |
| 31210-KWB-921 | D16 | 44 | 3 | 35010-KWW-A00 | H3 | 88 | 1 | | | | | 44650-KWW-B30ZA | F11 | 64 | 7 |
| 31500-KRS-691 | G4 | 73 | 1 | 35101-KWW-A01 | H3 | 88 | 2 | 42000 | | | | 44650-KWW-D10ZA | F13 | 66 | 5 |
| 31500-KVB-T01 | G4 | 73 | 1 | 35109-KWW-A01 | H3 | 88 | 3 | | | | | 44711-KWW-B21 | F11 | 64 | 8 |
| 31500-KVB-T02 | G4 | 73 | 1 | 35110-KWW-A01 | H3 | 88 | 4 | 42301-KWB-600 | F15 | 68 | 4 | | F13 | 66 | 6 |
| 31500-KWB-601 | G4 | 73 | 1 | 35121-KWW-A00 | H3 | 88 | 5 | | G1 | 70 | 4 | 44711-KWW-B22 | F11 | 64 | 8 |
| 31600-KVB-901 | H1 | 86 | 5 | 35160-KWW-B21 | F3 | 56 | 6 | 42303-KWB-600 | F15 | 68 | 5 | | F13 | 66 | 6 |
| | H2 | 87 | 5 | 35170-KWW-B21 | F3 | 56 | 7 | | G1 | 70 | 5 | 44712-KWW-B22 | F11 | 64 | 9 |
| 31916-KWB-601 | D2 | 30 | 8 | 35180-KWW-B21 | F3 | 56 | 8 | 42304-KFM-900 | F15 | 68 | 6 | | F13 | 66 | 7 |
| 31917-KWB-601 | D2 | 30 | 8 | 35200-KWW-B21 | F3 | 56 | 9 | | G1 | 70 | 6 | 44713-KWW-B22 | F11 | 64 | 10 |
| 31926-KWB-601 | D2 | 30 | 8 | 35340-KWB-601 | F4 | 57 | 1 | 42313-GBG-B20 | F14 | 67 | 3 | 44800-KWB-600 | F11 | 64 | 11 |
| 31927-KWB-601 | D2 | 30 | 8 | 35350-KWB-920 | G10 | 79 | 4 | 42615-KWB-840 | F15 | 68 | 7 | | F13 | 66 | 8 |
| | | | | 35357-KCC-900 | G10 | 79 | 5 | | G1 | 70 | 7 | 44806-KWB-600 | F11 | 64 | 12 |
| 32000 | | | | 35751-KPH-900 | E6 | 50 | 14 | 42620-KFL-850 | F15 | 68 | 8 | | F13 | 66 | 9 |
| | | | | 35752-KPH-900 | E6 | 50 | 15 | | G1 | 70 | 8 | 44809-KFM-900 | F11 | 64 | 13 |
| 32100-KWW-D10 | H2 | 87 | 6 | 35759-KWB-921 | E1 | 45 | 4 | 42635-KWB-600ZA | F15 | 68 | 9 | | F13 | 66 | 10 |
| 32100-KWW-D20 | H1 | 86 | 6 | | | | | 42650-KWB-B20ZA | F15 | 68 | 10 | 44830-KWW-A00 | F2 | 55 | 13 |
| 32101-GW3-780 | D16 | 44 | 4 | 37000 | | | | 42650-KWW-D10ZA | G1 | 70 | 9 | | | | |
| 32103-KWW-B60 | H2 | 87 | 7 | | | | | 42653-001-004 | F15 | 68 | 11 | 45000 | | | |
| 32103-KWW-D20 | H1 | 86 | 7 | 37200-KWW-D11 | F2 | 55 | 3 | | G1 | 70 | 10 | 45111-MAJ-G41 | F10 | 63 | 5 |
| 32105-KWB-921 | D16 | 44 | 5 | 37200-KWW-D21 | F2 | 55 | 3 | 42701-KFL-890 | F15 | 68 | 12 | 45126-KWW-A01 | F4 | 57 | 3 |
| 32161-KRS-600 | H2 | 87 | 8 | 37210-KWW-D11 | F2 | 55 | 4 | 42701-KW7-901 | F11 | 64 | 1 | 45131-GZ0-006 | F10 | 63 | 6 |
| 32906-KWW-A00 | D6 | 34 | 11 | 37211-KWW-D11 | F2 | 55 | 5 | 42711-KTM-972 | F15 | 68 | 13 | 45132-166-016 | F10 | 63 | 7 |
| | | | | 37212-KWW-D11 | F2 | 55 | 6 | | G1 | 70 | 11 | 45133-028-000 | F14 | 67 | 8 |
| 33000 | | | | 37215-KWW-D11 | F2 | 55 | 7 | 42711-KWW-B22 | F15 | 68 | 13 | 45133-MA3-006 | F10 | 63 | 8 |
| | | | | 37224-KWW-D11 | F2 | 55 | 8 | | G1 | 70 | 11 | 45134-250-000 | F14 | 67 | 9 |
| 33105-KWW-601 | F1 | 54 | 1 | 37224-KWW-D21 | F2 | 55 | 8 | 42712-041-154 | F11 | 64 | 9 | 45145-KFM-900 | F14 | 67 | 10 |
| 33110-KWW-601 | F1 | 54 | 2 | 37230-KWW-D11 | F2 | 55 | 9 | | F13 | 66 | 7 | 45156-KWW-A00 | F8 | 61 | 1 |
| 33115-KBA-830 | F1 | 54 | 3 | 37305-KE5-008 | F2 | 55 | 10 | 42712-KTM-972 | F15 | 68 | 14 | 45157-KWW-A00 | F4 | 57 | 4 |
| 33619-459-840 | G9 | 78 | 9 | 37800-KWB-921 | G3 | 72 | 6 | | G1 | 70 | 12 | 45208-KWB-601 | F10 | 63 | 9 |
| 33700-KWW-B21 | G16 | 85 | 1 | 37801-GA7-700 | G3 | 72 | 7 | 42712-KWW-B22 | F15 | 68 | 14 | 45215-KPH-951 | F10 | 63 | 10 |
| 33701-KWW-B21 | G16 | 85 | 2 | 37802-KTL-740 | G3 | 72 | 8 | | G1 | 70 | 12 | 45216-166-006 | F10 | 63 | 11 |
| 33702-KWW-B21 | G16 | 85 | 3 | | | | | 42713-001-000 | F11 | 64 | 10 | 45218-KWB-601 | F10 | 63 | 12 |
| 33704-KWW-B21 | G16 | 85 | 4 | 38000 | | | | 42713-102-005 | F15 | 68 | 15 | 45250-KWW-B10 | F10 | 63 | 13 |
| 33705-KW7-900 | G16 | 85 | 6 | | | | | 42713-KWW-B22 | F15 | 68 | 15 | 45251-KWB-602 | F11 | 64 | 14 |
| 33705-KWW-B21 | G16 | 85 | 5 | 38110-KWW-B21 | H1 | 86 | 10 | | | | | | F13 | 66 | 11 |
| 33706-KWW-B21 | G16 | 85 | 7 | | H2 | 87 | 10 | 43000 | | | | 45251-KWB-921 | F11 | 64 | 14 |
| 33708-KWW-600ZG | G5 | 74 | 1 | 38117-KPH-880 | H1 | 86 | 11 | | | | | | F13 | 66 | 11 |
| 33708-KWW-600ZL | G5 | 74 | 1 | | H2 | 87 | 11 | 43100-KPH-700ZA | F14 | 67 | 4 | 45251-KWW-B11 | F11 | 64 | 14 |
| 33708-KWW-600ZM | G5 | 74 | 1 | 38301-GBG-911 | F2 | 55 | 11 | 43100-KPH-700ZC | F14 | 67 | 4 | | F13 | 66 | 11 |
| 33708-KWW-600ZN | G5 | 74 | 1 | 38306-KK4-000 | F2 | 55 | 12 | | F14 | 67 | 5 | 45290-KWB-601 | F10 | 63 | 14 |
| 33708-KWW-600ZP | G5 | 74 | 1 | 38500-KWW-B60 | H2 | 87 | 12 | 43141-KTM-850 | F14 | 67 | 5 | 45465-KTL-740 | F8 | 61 | 2 |
| 33708-KWW-600ZQ | G5 | 74 | 1 | 38506-KWW-B60 | H2 | 87 | 13 | 43352-568-003 | F10 | 63 | 3 | 45504-410-003 | F4 | 57 | 5 |
| | | | | | | | | 43353-461-771 | F10 | 63 | 4 | 45510-KWB-601 | F4 | 57 | 6 |
| 33714-KL3-620 | H1 | 86 | 9 | | | | | 43410-KWB-600 | F14 | 67 | 6 | 45512-MA6-006 | F4 | 57 | 7 |
| | H2 | 87 | 9 | | | | | 43431-KWB-600 | G13 | 82 | 5 | | | | |
| 33752-KWW-B21 | G16 | 85 | 8 | | | | | | | | | | | | |



PART NO. INDEX

| Part Number | Address | Page | Ref. | Part Number | Address | Page | Ref. | Part Number | Address | Page | Ref. | Part Number | Address | Page | Ref. |
|---------------|---------|------|------|----------------|---------|------|------|----------------|---------|------|------|----------------|---------|------|------|
| 90403-KPH-900 | D10 | 38 | 15 | 90899-422-610 | G15 | 84 | 7 | 93892-03012-18 | E9 | 53 | 27 | 95002-41300-08 | G7 | 76 | 14 |
| 90403-KWB-600 | E4 | 48 | 16 | | | | | 93892-04006-08 | D16 | 44 | 7 | 95002-80000 | G7 | 76 | 15 |
| 90403-KWW-A01 | D11 | 39 | 13 | 91000 | | | | 93892-04010-18 | E9 | 53 | 28 | 95005-35110-20 | G8 | 77 | 12 |
| 90404-KWB-600 | D4 | 32 | 15 | | | | | 93892-04014-08 | E9 | 53 | 29 | 95014-71102 | G12 | 81 | 9 |
| 90407-259-000 | E1 | 45 | 6 | 91001-KPH-901 | E3 | 47 | 7 | 93892-05010-18 | E9 | 53 | 30 | 95014-72102 | G12 | 81 | 10 |
| 90412-KWW-B10 | E4 | 48 | 17 | 91001-KWB-601 | E3 | 47 | 7 | 93892-05016-08 | D16 | 44 | 8 | 95014-73100 | G10 | 79 | 14 |
| 90413-KWW-B10 | E4 | 48 | 18 | 91001-KWW-A01 | E3 | 47 | 7 | 93893-04012-17 | F4 | 57 | 19 | 95015-32001 | G10 | 79 | 15 |
| 90431-GN5-910 | D8 | 36 | 23 | 91005-KWB-922 | D15 | 43 | 6 | 93901-24680 | G16 | 85 | 13 | 95701-06008-00 | G8 | 77 | 13 |
| 90432-086-000 | D8 | 36 | 24 | 91052-KWB-601 | F11 | 64 | 17 | 93903-24310 | G6 | 75 | 18 | 95701-06012-00 | E5 | 49 | 29 |
| 90433-KWB-601 | D8 | 36 | 25 | | | | | | H4 | 89 | 10 | | G3 | 72 | 11 |
| 90433-KWW-A01 | D8 | 36 | 25 | | | | | | H6 | 91 | 13 | | G4 | 73 | 21 |
| 90442-147-000 | F3 | 56 | 25 | 91053-KWB-601 | F16 | 69 | 20 | 93903-24380 | G6 | 75 | 19 | | G15 | 84 | 9 |
| 90451-KWW-B10 | E7 | 51 | 8 | | | | | | G15 | 84 | 8 | | G16 | 85 | 15 |
| 90452-KWW-B10 | E4 | 48 | 19 | 91054-KWB-601 | F16 | 69 | 21 | | H5 | 90 | 11 | 95701-06014-00 | H1 | 86 | 14 |
| 90453-KWW-B10 | E4 | 48 | 20 | | | | | 93903-24480 | F6 | 59 | 23 | | H2 | 87 | 14 |
| 90454-KWW-B10 | E7 | 51 | 9 | 91101-GB2-000 | D9 | 37 | 29 | 93903-25310 | F2 | 55 | 17 | 95701-06016-00 | H1 | 86 | 15 |
| 90455-GB2-000 | D8 | 36 | 26 | 91101-KWW-A01 | D9 | 37 | 29 | 93903-25510 | G7 | 76 | 13 | | H2 | 87 | 15 |
| 90455-KWW-A01 | D8 | 36 | 26 | 91202-KRS-971 | D6 | 34 | 13 | | | | | 95701-06018-00 | D4 | 32 | 19 |
| 90461-KWW-B10 | E4 | 48 | 21 | 91204-KWB-601 | E5 | 49 | 27 | 94000 | | | | | E1 | 45 | 11 |
| 90462-KWW-B10 | E4 | 48 | 22 | 91208-KWB-601 | E1 | 45 | 8 | | | | | 95701-06020-00 | D10 | 38 | 17 |
| 90463-KWW-B10 | E4 | 48 | 23 | 91251-KGH-901 | F16 | 69 | 22 | 94001-05070-0S | F3 | 56 | 29 | | D11 | 39 | 15 |
| 90463-ML7-000 | D4 | 32 | 16 | | | | | 94001-06000-0S | F14 | 67 | 16 | | H1 | 86 | 16 |
| 90465-KWW-B10 | E5 | 49 | 24 | 91251-KGH-902 | F16 | 69 | 22 | | F16 | 69 | 23 | | H2 | 87 | 16 |
| 90475-KWB-600 | D4 | 32 | 17 | | | | | | G2 | 71 | 20 | 95701-06025-00 | G10 | 79 | 16 |
| 90485-040-000 | D6 | 34 | 12 | 91251-KPH-901 | F12 | 65 | 18 | 94001-06070-0S | G4 | 73 | 20 | 95701-06035-00 | F14 | 67 | 19 |
| 90501-GBL-730 | D10 | 38 | 16 | | | | | 94001-08000-0S | F14 | 67 | 17 | 95701-08012-00 | G9 | 78 | 14 |
| | D11 | 39 | 14 | 91251-KWB-601 | F12 | 65 | 19 | | G13 | 82 | 13 | | G13 | 82 | 18 |
| 90501-KPH-880 | F6 | 59 | 16 | | | | | 94001-10000-0S | G14 | 83 | 7 | 95701-08014-07 | G4 | 73 | 22 |
| 90501-KST-920 | H6 | 91 | 10 | 91256-KK3-840 | F2 | 55 | 16 | 94002-10000-0S | G12 | 81 | 7 | 95701-08018-00 | G11 | 80 | 14 |
| 90501-KWW-A00 | F6 | 59 | 17 | 91303-001-000 | D6 | 34 | 14 | 94030-08000 | D6 | 34 | 16 | 95701-08025-00 | D4 | 32 | 20 |
| 90502-KPH-900 | G4 | 73 | 18 | 91303-377-000 | D13 | 41 | 6 | 94050-06000 | F4 | 57 | 20 | 95701-08032-00 | H3 | 88 | 12 |
| 90503-KBP-900 | F6 | 59 | 18 | 91304-GB1-900 | D2 | 30 | 15 | 94050-08000 | G9 | 78 | 12 | 95701-08045-00 | G9 | 78 | 15 |
| | F8 | 61 | 7 | 91307-035-000 | D6 | 34 | 15 | 94050-10000 | D14 | 42 | 4 | 95801-10035-00 | G14 | 83 | 6 |
| 90505-425-000 | F14 | 67 | 14 | 91309-KEE-630 | D16 | 44 | 6 | 94050-10080 | H3 | 88 | 11 | 95801-10045-00 | F7 | 60 | 11 |
| 90505-KPH-880 | F6 | 59 | 19 | 91356-GMO-003 | F9 | 62 | 18 | 94101-05000 | G10 | 79 | 12 | 95801-10110-08 | H3 | 88 | 13 |
| 90543-MV9-670 | D1 | 29 | 4 | 91422-KVB-900 | H6 | 91 | 12 | 94101-06000 | G11 | 80 | 12 | | | | |
| 90544-283-000 | F9 | 62 | 17 | 91509-GE2-760 | F6 | 59 | 20 | 94101-08000 | G13 | 82 | 14 | 96000 | | | |
| 90544-KF0-000 | D4 | 32 | 18 | | | | | 94101-10000 | G14 | 83 | 5 | | | | |
| 90545-300-000 | F4 | 57 | 16 | 92000 | | | | 94101-12000 | G13 | 82 | 15 | 96001-06012-00 | F8 | 61 | 8 |
| 90601-KAF-003 | G10 | 79 | 10 | | | | | 94103-05700 | F3 | 56 | 30 | 96001-06014-00 | F8 | 61 | 9 |
| 90601-KWW-B10 | E5 | 49 | 25 | 92101-06010-0A | E5 | 49 | 28 | 94103-06000 | G16 | 85 | 14 | 96001-06016-00 | D12 | 40 | 7 |
| 90602-KWW-B10 | E5 | 49 | 26 | 92101-06020-0A | G10 | 79 | 11 | | H5 | 90 | 13 | | D14 | 42 | 5 |
| 90603-KWW-A01 | D8 | 36 | 27 | 92800-12000 | E1 | 45 | 9 | 94103-08000 | G9 | 78 | 13 | | F6 | 59 | 24 |
| 90603-POX-000 | D8 | 36 | 27 | 92811-10000 | F14 | 67 | 15 | 94111-10000 | G13 | 82 | 16 | | G8 | 77 | 14 |
| 90605-166-720 | D8 | 36 | 28 | 92812-10000 | G13 | 82 | 12 | 94201-16150 | G11 | 80 | 13 | | H6 | 91 | 14 |
| 90605-KWW-A01 | D8 | 36 | 28 | 92900-08032-0E | D2 | 30 | 16 | 94201-20150 | F14 | 67 | 18 | 96001-06018-00 | G8 | 77 | 15 |
| 90605-KWW-B10 | E7 | 51 | 10 | | | | | | G10 | 79 | 13 | 96001-06020-00 | D14 | 42 | 6 |
| 90634-KPG-900 | G4 | 73 | 19 | 93000 | | | | | G13 | 82 | 17 | 96001-06022-00 | D2 | 30 | 18 |
| 90651-MA5-671 | F4 | 57 | 17 | | | | | 94201-30300 | G12 | 81 | 8 | | D12 | 40 | 8 |
| 90677-KAN-T00 | G6 | 75 | 17 | 93101-06014-0A | E1 | 45 | 10 | 94301-08140 | D6 | 34 | 17 | | F4 | 57 | 21 |
| | G15 | 84 | 6 | 93404-06012-00 | D2 | 30 | 17 | | D13 | 41 | 7 | 96001-06025-00 | D13 | 41 | 8 |
| | H4 | 89 | 9 | 93500-05010-0A | D12 | 40 | 6 | 94510-16000 | E7 | 51 | 11 | | F8 | 61 | 10 |
| | H6 | 91 | 11 | 93500-05010-0G | F3 | 56 | 26 | | | | | 96001-06030-00 | G4 | 73 | 23 |
| 90678-MN5-000 | G8 | 77 | 10 | 93500-05012-0G | F3 | 56 | 27 | 95000 | | | | 96001-06032-00 | D16 | 44 | 9 |
| 90701-KFM-900 | D1 | 29 | 5 | 93500-05025-0G | F3 | 56 | 28 | | | | | 96001-06035-00 | D13 | 41 | 9 |
| | D2 | 30 | 14 | | | | | 95001-55045-40 | G3 | 72 | 9 | 96001-06040-00 | D6 | 34 | 18 |
| | D5 | 33 | 3 | 93600-04012-1G | F4 | 57 | 18 | 95002-02070 | G8 | 77 | 11 | 96001-06060-00 | E1 | 45 | 12 |
| 90703-HC4-000 | E1 | 45 | 7 | 93891-04012-07 | F6 | 59 | 21 | 95002-02100 | G3 | 72 | 10 | 96001-06075-00 | E1 | 45 | 13 |
| 90741-003-010 | E3 | 47 | 6 | 93891-04016-07 | F6 | 59 | 22 | 95002-02659 | E9 | 53 | 31 | 96001-06100-00 | D2 | 30 | 19 |



PART NAME INDEX

J 2

| Part name | Address | Page | Ref. | Part name | Address | Page | Ref. | Part name | Address | Page | Ref. |
|--------------------------------|---------|------|------|----------------------------------|---------|------|------|---------------------------------|---------|------|------|
| CAP, CHOKE DUST | E8 | 52 | 17 | COLLAR, HORN SETTING | H2 | 87 | 11 | CUSHION, C.D.I. UNIT..... | H1 | 86 | 1 |
| CAP, FRAME BODY END | H3 | 88 | 7 | COLLAR, KICK SPRING | E7 | 51 | 5 | | H2 | 87 | 1 |
| CAP, HANDLE COVER | F6 | 59 | 25 | COLLAR, LOCK PLATE | E4 | 48 | 13 | CYLINDER COMP..... | D5 | 33 | 1 |
| CAP, LOCK NUT | F3 | 56 | 18 | COLLAR, MAIN SIDE COVER | F6 | 59 | 18 | CYLINDER SET, MASTER..... | F4 | 57 | 11 |
| CAP, MASTER CYLINDER | F4 | 57 | 2 | | F8 | 61 | 7 | CYLINDER SUB ASSY., FR. BRAKE | | | |
| CARBURETOR ASSY. | E8 | 52 | 15 | COLLAR, MUFFLER MOUNTING | G9 | 78 | 8 | MASTER | F4 | 57 | 6 |
| CASE COMP., L. FR. BOTTOM | F9 | 62 | 15 | COLLAR, RR. AXLE DISTANCE | F15 | 68 | 8 | C.D.I. UNIT..... | H1 | 86 | 2 |
| CASE COMP., R. FR. BOTTOM | F9 | 62 | 6 | | G1 | 70 | 8 | | H2 | 87 | 2 |
| CASE COMP., UNDER | F2 | 55 | 6 | COLLAR, RR. BRAKE PANEL SIDE .. | F14 | 67 | 3 | | | | |
| CASE SUB ASSY., AIR CLEANER .. | G7 | 76 | 5 | COLLAR, RR. WHEEL SIDE | F15 | 68 | 6 | | | | |
| CASE, DRIVE CHAIN | G13 | 82 | 2 | | G1 | 70 | 6 | | | | |
| CATCH COMP., SEAT | G4 | 73 | 9 | COLLAR, RUBBER BUSH | G14 | 83 | 3 | [D] | | | |
| CENTER, CLUTCH | D10 | 38 | 5 | COLLAR, WINKER STAY | G9 | 78 | 9 | DAMPER SET, WHEEL..... | F15 | 68 | 1 |
| | D11 | 39 | 5 | CONTACT ASSY., CHANGE SWITCH .. | E1 | 45 | 4 | | G1 | 70 | 1 |
| CHAIN, CAM | D4 | 32 | 2 | COTTER, VALVE | D3 | 31 | 11 | DIAPHRAGM..... | F4 | 57 | 9 |
| CHAIN, DRIVE | G13 | 82 | 3 | COUNTERSHAFT | E4 | 48 | 2 | DISK B, CLUTCH FRICTION..... | D10 | 38 | 7 |
| CHAMBER SET, FLOAT | E8 | 52 | 5 | COVER A, MUFFLER | G9 | 78 | 5 | DISK, CLUTCH FRICTION..... | D10 | 38 | 6 |
| CIRCLIP | F4 | 57 | 17 | COVER B, MUFFLER | G9 | 78 | 6 | | D11 | 39 | 6 |
| CIRCLIP, 17MM | E5 | 49 | 26 | COVER COMP., CYLINDER HEAD | D1 | 29 | 1 | DISK, FR. BRAKE..... | F11 | 64 | 14 |
| CIRCLIP, 20MM | E5 | 49 | 25 | COVER COMP., L. RR. CRANKCASE .. | D13 | 41 | 2 | DOWEL PIN, 10X14..... | E1 | 45 | 7 |
| CIRCLIP, 7MM | D8 | 36 | 28 | COVER COMP., R. CRANKCASE | D6 | 34 | 1 | DOWEL PIN, 8X14..... | D6 | 34 | 17 |
| CIRCLIP, EXTERNAL, 16MM | E7 | 51 | 11 | COVER SET, FR. TOP | H4 | 89 | 2 | | D13 | 41 | 7 |
| CIRCLIP, INTERNAL, 45MM | D8 | 36 | 26 | COVER SET, L. BODY | G6 | 75 | 13 | DOWEL PIN, SPECIAL, 8X14..... | D1 | 29 | 5 |
| CLAMP | F2 | 55 | 7 | COVER SET, L. CENTER SIDE | G5 | 74 | 6 | | D2 | 30 | 14 |
| CLAMPER B, BRAKE HOSE | F4 | 57 | 4 | COVER SET, L. MAIN PIPE SIDE .. | H6 | 91 | 16 | DRIVER, SCREW..... | H7 | 92 | 2 |
| CLAMPER, BRAKE HOSE | F8 | 61 | 1 | COVER SET, R. BODY | G6 | 75 | 12 | DRUM, GEARSHIFT..... | E6 | 50 | 4 |
| CLAMPER, OVER FLOW | D13 | 41 | 4 | COVER SET, R. CENTER SIDE | G5 | 74 | 5 | DUST SEAL, 21X37X7..... | F12 | 65 | 18 |
| CLAMP, TUBE | G7 | 76 | 14 | COVER SET, R. MAIN PIPE SIDE .. | H6 | 91 | 15 | | F13 | 66 | 14 |
| CLIP, BATTERY COVER | G4 | 73 | 19 | COVER SUB ASSY., AIR CLEANER .. | G7 | 76 | 8 | DUST SEAL, 27X40X4.5..... | F16 | 69 | 22 |
| CLIP, FUEL HOSE | G8 | 77 | 10 | COVER, BATTERY | G4 | 73 | 2 | | G2 | 71 | 19 |
| CLIP, GEARSHIFT FORK GUIDE PIN | E6 | 50 | 3 | COVER, CENTER | G5 | 74 | 4 | DUST SEAL, 42X54X7..... | F12 | 65 | 19 |
| CLIP, HEADLIGHT | F1 | 54 | 7 | COVER, FR. HANDLE | F5 | 58 | 7 | | F13 | 66 | 15 |
| CLIP, HIGH TENSION CORD & | | | | COVER, FR. MAIN PIPE | H6 | 91 | 1 | DUST SEAL, BRAKE CAM..... | F14 | 67 | 9 |
| SENSOR CORD | D6 | 34 | 11 | COVER, FR. TOP | H4 | 89 | 3 | DUST SEAL, STEERING HEAD..... | F7 | 60 | 8 |
| CLIP, OIL DRAIN TUBE | G8 | 77 | 1 | COVER, FR. UPPER | H4 | 89 | 5 | | | | |
| CLIP, PISTON PIN, 13MM | D6 | 34 | 3 | COVER, HANDLE TOP | F5 | 58 | 6 | [E] | | | |
| | E2 | 46 | 5 | COVER, L. BODY | G6 | 75 | 8 | ELEMENT COMP., AIR CLEANER | G7 | 76 | 2 |
| CLIP, SWITCH COVER | G10 | 79 | 10 | COVER, L. CENTER SIDE | G5 | 74 | 3 | | | | |
| CLIP, TUBE | E9 | 53 | 31 | COVER, L. CRANKCASE | D13 | 41 | 1 | [F] | | | |
| | G3 | 72 | 10 | COVER, L. DUMMY | G16 | 85 | 9 | FENDER A, FR..... | F8 | 61 | 3 |
| | G7 | 76 | 15 | COVER, L. MAIN PIPE SIDE | H6 | 91 | 6 | FENDER B, FR..... | F8 | 61 | 4 |
| | G8 | 77 | 11 | COVER, L. RR. BODY | G6 | 75 | 10 | FENDER SET, RR..... | G15 | 84 | 2 |
| CLIP, VALVE GUIDE | D2 | 30 | 3 | COVER, OIL FILTER | D7 | 35 | 1 | FENDER, RR..... | G15 | 84 | 1 |
| CLUTCH ASSY., ONE WAY | D15 | 43 | 2 | COVER, RR. HANDLE | F5 | 58 | 8 | FILTER COMP., AIR..... | G8 | 77 | 2 |
| COIL ASSY., IGNITION | H1 | 86 | 3 | COVER, RR. MAIN PIPE | H6 | 91 | 3 | FLANGE SUB ASSY., FINAL DRIVEN | F15 | 68 | 7 |
| | H2 | 87 | 3 | COVER, R. BODY | G5 | 74 | 7 | | G1 | 70 | 7 |
| COLLAR A, HANDLE SETTING | F6 | 59 | 16 | | G6 | 75 | 7 | FLAP, TIRE..... | F11 | 64 | 10 |
| COLLAR B, HANDLE SETTING | F6 | 59 | 19 | COVER, R. BODY LOWER | G6 | 75 | 11 | | F15 | 68 | 15 |
| COLLAR, 19X28X4 | D8 | 36 | 19 | COVER, R. CENTER SIDE | G5 | 74 | 2 | FLOAT SET..... | E8 | 52 | 3 |
| COLLAR, 6.2X20 | G4 | 73 | 18 | COVER, R. DUMMY | G16 | 85 | 7 | FLYWHEEL COMP..... | D14 | 42 | 1 |
| COLLAR, CAM CHAIN TENSIONER .. | D4 | 32 | 5 | COVER, R. MAIN PIPE SIDE | H6 | 91 | 5 | FORK ASSY., L. FR..... | F9 | 62 | 14 |
| COLLAR, CLUTCH OUTER | D10 | 38 | 4 | COVER, R. RR. BODY | G6 | 75 | 9 | FORK ASSY., R. FR..... | F9 | 62 | 1 |
| | D11 | 39 | 4 | COVER, SEAT LOCK | G15 | 84 | 3 | FORK, GEARSHIFT..... | E6 | 50 | 1 |
| COLLAR, FR. AXLE DISTANCE | F11 | 64 | 5 | COVER, TAIL | G5 | 74 | 1 | FUEL UNIT..... | G3 | 72 | 6 |
| | F13 | 66 | 4 | CRANKCASE COMP., L..... | E1 | 45 | 2 | FUSE, MINI..... | H1 | 86 | 17 |
| COLLAR, FR. FENDER | F8 | 61 | 5 | CRANKCASE COMP., R..... | E1 | 45 | 1 | | | | 18 |
| COLLAR, FR. WHEEL SIDE | F11 | 64 | 4 | CRANKSHAFT COMP..... | E2 | 46 | 1 | | | | |
| | F13 | 66 | 3 | CUP, FUEL STRAINER | E8 | 52 | 21 | | | | |
| COLLAR, HORN SETTING | H1 | 86 | 11 | CUSHION ASSY., RR..... | G14 | 83 | 1 | | | | |



PART NAME INDEX

J 3

| Part name | Address | Page | Ref. | Part name | Address | Page | Ref. | Part name | Address | Page | Ref. |
|------------------------------------|---------|------|------|----------------------------------|---------|------|------|--------------------------------|---------|------|------|
| FUSE, MINI | H2 | 87 | 17 | HORN COMP. | H2 | 87 | 10 | [N] | | | |
| | | | 18 | HOSE COMP., FR. BRAKE | F4 | 57 | 3 | NEEDLE SET, JET | E8 | 52 | 2 |
| [G] | | | | HOSE, BREATHER | G7 | 76 | 1 | NUT B, LOCK, 14MM | D10 | 38 | 14 |
| GASKET SET | E8 | 52 | 1 | HOUSING, UNDER THROTTLE | F3 | 56 | 15 | | D11 | 39 | 12 |
| GASKET, AIR FEED PIPE | G8 | 77 | 6 | HOUSING, UPPER THROTTLE | F3 | 56 | 14 | NUT SET, SQUARE | E8 | 52 | 11 |
| GASKET, CARBURETOR INSULATOR | D2 | 30 | 5 | HUB SUB ASSY., FR. WHEEL | F11 | 64 | 6 | NUT, ADJUST | F1 | 54 | 3 |
| GASKET, CYLINDER | D5 | 33 | 2 | HUB SUB ASSY., RR. | F15 | 68 | 9 | NUT, BRAKE ROD ADJUSTING | G10 | 79 | 7 |
| GASKET, CYLINDER HEAD | D2 | 30 | 4 | [I] | | | | NUT, CLIP, 4MM | F6 | 59 | 10 |
| GASKET, EX. PIPE | G9 | 78 | 1 | INDICATOR, FR. BRAKE | F14 | 67 | 10 | NUT, CLIP, 5MM | G6 | 75 | 17 |
| GASKET, FLOAT CHAMBER | E8 | 52 | 19 | INNER COMP., ONE-WAY CLUTCH ... | D7 | 35 | 6 | | G15 | 84 | 6 |
| GASKET, HEAD COVER | D1 | 29 | 2 | INSULATOR, CARBURETOR | D2 | 30 | 6 | | H4 | 89 | 9 |
| GASKET, L. CRANKCASE COVER ... | D13 | 41 | 3 | [J] | | | | NUT, CLIP, 6MM | F8 | 61 | 6 |
| GASKET, OIL FILTER | D7 | 35 | 2 | JET, MAIN, | E9 | 53 | 32 | NUT, FLANGE, 10MM | D14 | 42 | 4 |
| GASKET, OIL PUMP BODY | D12 | 40 | 2 | JET, SLOW, | E9 | 53 | 33 | | H3 | 88 | 11 |
| GASKET, R. CRANKCASE COVER ... | D6 | 34 | 2 | JOINT B, BRAKE ARM | G10 | 79 | 15 | NUT, FLANGE, 6MM | F4 | 57 | 20 |
| GAUGE, OIL LEVEL | D6 | 34 | 4 | JOINT, DRIVE CHAIN | G13 | 82 | 4 | NUT, FLANGE, 8MM | G9 | 78 | 11 |
| GEAR COMP., PRIMARY DRIVE | D8 | 36 | 14 | [K] | | | | NUT, HEX. CAP, 10MM | G14 | 83 | 4 |
| GEAR COMP., STARTER REDUCTION | D15 | 43 | 3 | KEY SET | H3 | 88 | 1 | NUT, HEX., 10MM | G12 | 81 | 7 |
| GEAR, COUNTERSHAFT FIRST | E4 | 48 | 4 | KEY SET, SHUTTER | H3 | 88 | 4 | | G14 | 83 | 7 |
| GEAR, COUNTERSHAFT FOURTH | E4 | 48 | 10 | KEY, BLANK | H3 | 88 | 5 | NUT, HEX., 5MM | F3 | 56 | 29 |
| GEAR, COUNTERSHAFT SECOND | E4 | 48 | 6 | KEY, WOODRUFF, 4MM | E3 | 47 | 6 | NUT, HEX., 6MM | F14 | 67 | 16 |
| GEAR, COUNTERSHAFT THIRD | E4 | 48 | 8 | [L] | | | | NUT, HEX., 6MM | F16 | 69 | 23 |
| GEAR, MAINSHAFT FOURTH | E4 | 48 | 9 | LABEL, AIR CLEANER ELEMENT | | | | | G2 | 71 | 20 |
| GEAR, MAINSHAFT SECOND | E4 | 48 | 5 | | | | | | G4 | 73 | 20 |
| GEAR, MAINSHAFT THIRD | E4 | 48 | 7 | LABEL, ENGINE STARTER | H8 | 93 | 2 | NUT, HEX., 7MM | D2 | 30 | 11 |
| GEAR, SPEEDOMETER | F11 | 64 | 12 | | | | | NUT, HEX., 8MM | D6 | 34 | 16 |
| | F13 | 66 | 9 | LABEL, TIRE & DRIVE CHAIN | H8 | 93 | 3 | | F14 | 67 | 17 |
| GEAR, STARTER DRIVEN | D15 | 43 | 1 | LABEL, TIRE & DRIVE CHAIN | H8 | 93 | 1 | NUT, LOCK | F3 | 56 | 23 |
| GLASS | F2 | 55 | 5 | LENS, L. WINKER | G16 | 85 | 8 | | D8 | 36 | 21 |
| GRIP | H7 | 92 | 3 | LENS, RR. COMBINATION LIGHT ... | G16 | 85 | 2 | NUT, SPECIAL, 6MM | F14 | 67 | 12 |
| GRIP COMP., THROTTLE | F3 | 56 | 12 | LENS, R. WINKER | G16 | 85 | 3 | | F15 | 68 | 17 |
| GRIP, L. HANDLE | F3 | 56 | 13 | LEVER COMP., CLUTCH | D6 | 34 | 5 | NUT, SPRING, 4MM | G1 | 70 | 14 |
| GROMMET, AIR CLEANER CASE | G6 | 75 | 14 | LEVER COMP., CLUTCH | D6 | 34 | 5 | | F6 | 59 | 14 |
| GROMMET, SIDE COVER | F6 | 59 | 11 | LEVER SET, COCK | E9 | 53 | 26 | NUT, STEERING STEM LOCK | H4 | 89 | 8 |
| | G16 | 85 | 12 | LEVER, CHOKE | F3 | 56 | 3 | NUT, TAPPET ADJUSTING | F7 | 60 | 5 |
| GUARD, WATER | H6 | 91 | 4 | LEVER, R. STEERING HANDLE | F4 | 57 | 12 | NUT, U, 10MM | D3 | 31 | 13 |
| GUIDE, CLUTCH OUTER | D10 | 38 | 3 | LIGHT ASSY., RR. COMBINATION ... | G16 | 85 | 1 | NUT, U, 10MM | F6 | 59 | 15 |
| | D11 | 39 | 3 | LOCK ASSY., SEAT | G4 | 73 | 12 | NUT, U, 12MM | F11 | 64 | 16 |
| GUIDE, FR. BRAKE CABLE | F8 | 61 | 2 | LOUVER, FR. TOP | H4 | 89 | 4 | | F13 | 66 | 13 |
| GUIDE, VALVE | D2 | 30 | 2 | [M] | | | | | F14 | 67 | 13 |
| [H] | | | | MAINSHAFT | E4 | 48 | 1 | NUT, U, 6MM | G13 | 82 | 11 |
| HARNES, WIRE | H1 | 86 | 6 | MARK | H10 | 95 | 11 | NUT, U, 8MM | F14 | 67 | 11 |
| | H2 | 87 | 6 | MARK, DRIVE CAUTION | H8 | 93 | 4 | | F16 | 69 | 18 |
| HEADLIGHT UNIT | F1 | 54 | 2 | MARK, ELECTRIC STARTER | H9 | 94 | 6 | | G1 | 70 | 15 |
| HEAD COMP., CYLINDER | D2 | 30 | 1 | MARK, HONDA | H9 | 94 | 5 | [O] | | | |
| HEAD, CAM CHAIN TENSIONER PUSH | | | | METER COMP., SPEED & FUEL | F2 | 55 | 4 | OIL SEAL, 11.6X22X7 | E1 | 45 | 8 |
| | D4 | 32 | 8 | MIRROR COMP., L. | F3 | 56 | 20 | OIL SEAL, 13.8X24X5 | D6 | 34 | 13 |
| HINGE, SEAT | G4 | 73 | 7 | MIRROR COMP., R. | F3 | 56 | 19 | OIL SEAL, 17X29X5 | E5 | 49 | 27 |
| HOLDER, L. PILLION STEP | G11 | 80 | 8 | MOTOR UNIT, STARTER | D16 | 44 | 3 | 0-RING | D16 | 44 | 6 |
| HOLDER, MASTER CYLINDER | F4 | 57 | 8 | MUFFLER COMP., EX. | G9 | 78 | 4 | | F9 | 62 | 18 |
| HOLDER, NEEDLE JET | E8 | 52 | 20 | | | | | 0-RING, 10X1.5 | F2 | 55 | 16 |
| HOLDER, R. PILLION STEP | G11 | 80 | 15 | | | | | 0-RING, 13.8X2.5 | D13 | 41 | 6 |
| HOOK, MAIN STAND SPRING | G12 | 81 | 3 | | | | | | | | |
| HORN COMP. | H1 | 86 | 10 | | | | | | | | |

5

PART NAME INDEX

J 4

| Part name | Address | Page | Ref. | Part name | Address | Page | Ref. | Part name | Address | Page | Ref. |
|------------------------------------|---------|------|------|-------------------------------------|---------|------|------|------------------------------------|---------|------|------|
| O-RING, 18X3 | D6 | 34 | 15 | PLATE, FIXING | E4 | 48 | 12 | RUBBER, MUFFLER MOUNTING | G9 | 78 | 7 |
| O-RING, 1.3X4.3 | E8 | 52 | 14 | PLATE, GEARSHIFT DRUM STOPPER | E6 | 50 | 5 | RUBBER, PILLION STEP | G11 | 80 | 3 |
| O-RING, 25X2.4 | D2 | 30 | 15 | PLATE, OIL SEPARATOR | D10 | 38 | 1 | RUBBER, PROTECTOR | G15 | 84 | 4 |
| O-RING, 2.4X25 | E8 | 52 | 13 | | D11 | 39 | 1 | RUBBER, PROTECTOR MOUNTING | G9 | 78 | 3 |
| O-RING, 40.5X3 | F15 | 68 | 11 | PLATE, OIL STOPPER | E1 | 45 | 3 | RUBBER, PROTECTOR PACKING | G9 | 78 | 2 |
| | G1 | 70 | 10 | PLATE, PILLION STEP SIDE | G11 | 80 | 6 | RUBBER, SEAL | G4 | 73 | 5 |
| O-RING, 8MM | D6 | 34 | 14 | PLATE, PLUNGER | D2 | 30 | 12 | RUBBER, STAND STOPPER | G12 | 81 | 4 |
| OUTER ASSY., PRIMARY CLUTCH | D7 | 35 | 11 | PLUG, CONE TYPE | G15 | 84 | 7 | RUBBER, STEP | G11 | 80 | 2 |
| | | | 12 | PLUG, SPARK | D2 | 30 | 8 | RUBBER, STOPPER ARM | F14 | 67 | 7 |
| OUTER COMP., CLUTCH | D10 | 38 | 2 | PLUNGER, CAM SETTING | D2 | 30 | 20 | RUBBER, TAILLIGHT BRACKET | H1 | 86 | 9 |
| | D11 | 39 | 2 | PROTECTOR | F4 | 57 | 7 | | H2 | 87 | 9 |
| | | | | PUMP ASSY., OIL | D12 | 40 | 1 | | | | |
| [P] | | | | [R] | | | | [S] | | | |
| PACKING | D16 | 44 | 2 | RACE, STEERING BOTTOM BALL | F7 | 60 | 4 | SCREEN, FUEL STRAINER | E8 | 52 | 22 |
| | G16 | 85 | 5 | RACE, STEERING BOTTOM CONE | F7 | 60 | 7 | SCREEN, OIL FILTER | D12 | 40 | 5 |
| PACKING, BASE | G3 | 72 | 7 | RACE, STEERING TOP BALL | F7 | 60 | 3 | SCREW-WASHER, 3X12 | E9 | 53 | 27 |
| PACKING, DRAIN COCK, 12.5X20 | E1 | 45 | 6 | RACE, STEERING TOP CONE | F7 | 60 | 6 | SCREW-WASHER, 3X22 | F2 | 55 | 10 |
| PACKING, FUEL FILLER CAP | G3 | 72 | 5 | RAIL, RR. GRAB | G4 | 73 | 3 | SCREW-WASHER, 4X10 | E9 | 53 | 28 |
| PAD SET, FR. | F10 | 63 | 2 | RATCHET, STARTER DRIVE | E7 | 51 | 2 | SCREW-WASHER, 4X12 | F4 | 57 | 19 |
| PANEL COMP., RR. BRAKE | F14 | 67 | 4 | RECTIFIER COMP., REGULATOR | H1 | 86 | 5 | | F6 | 59 | 21 |
| PEDAL COMP., BRAKE | G10 | 79 | 8 | | H2 | 87 | 5 | SCREW-WASHER, 4X14 | E9 | 53 | 29 |
| PEDAL COMP., RR. BRAKE | G10 | 79 | 8 | RELAY ASSY., STARTER | H2 | 87 | 12 | SCREW-WASHER, 4X16 | F6 | 59 | 22 |
| PEDAL, GEAR CHANGE | G10 | 79 | 1 | RELAY COMP., WINKER | F2 | 55 | 11 | SCREW-WASHER, 4X6 | D16 | 44 | 7 |
| PIN | D8 | 36 | 18 | RETAINER, BALL | D6 | 34 | 10 | SCREW-WASHER, 5X10 | E9 | 53 | 30 |
| PINION, KICK STARTER | E7 | 51 | 1 | RETAINER, FUEL UNIT | G3 | 72 | 8 | SCREW-WASHER, 5X16 | D16 | 44 | 8 |
| PIN, GEARSHIFT DRUM | E6 | 50 | 6 | RETAINER, KICK SPINDLE | E7 | 51 | 4 | SCREW-WASHER, SPECIAL, 4X10 | F2 | 55 | 14 |
| PIN, GEARSHIFT FORK GUIDE | E6 | 50 | 2 | RETAINER, SPRING | D8 | 36 | 16 | SCREW SET | E8 | 52 | 6 |
| PIN, GUIDE ROLLER | D4 | 32 | 10 | RETAINER, VALVE SPRING | D3 | 31 | 9 | | | | |
| PIN, HANGER | F10 | 63 | 10 | RIM, RR. WHEEL | F15 | 68 | 12 | SCREW, 6X12 | G6 | 75 | 15 |
| PIN, PILLION STEP | G11 | 80 | 9 | RIM, WHEEL | F11 | 64 | 1 | | G9 | 78 | 16 |
| PIN, PISTON | E2 | 46 | 4 | RING SET, PISTON | E2 | 46 | 2 | | H4 | 89 | 6 |
| PIN, SHIFT RETURN SPRING | E6 | 50 | 13 | RING, BACK UP | F9 | 62 | 5 | SCREW, BLEEDER | F10 | 63 | 3 |
| PIN, SPLIT, 1.6X15 | G11 | 80 | 13 | RING, HANDLE WEIGHT SNAP | F5 | 58 | 4 | SCREW, FLAT, 4X12 | F4 | 57 | 18 |
| PIN, SPLIT, 2.0X15 | F14 | 67 | 18 | RING, OIL SEAL STOPPER | F9 | 62 | 11 | SCREW, OVAL, 6X45 | F6 | 59 | 13 |
| | G10 | 79 | 13 | RING, PISTON | F9 | 62 | 8 | SCREW, PAN, 5X10 | D12 | 40 | 6 |
| | G13 | 82 | 17 | RING, STOPPER | F9 | 62 | 10 | | F3 | 56 | 26 |
| PIN, SPLIT, 3.0X30 | G12 | 81 | 8 | | F10 | 63 | 5 | SCREW, PAN, 5X11.5 | F6 | 59 | 20 |
| PIPE COMP., AIR FEED | G8 | 77 | 5 | ROD COMP., RR. BRAKE | G10 | 79 | 6 | SCREW, PAN, 5X12 | F3 | 56 | 27 |
| PIPE COMP., FR. FORK | F9 | 62 | 3 | ROD COMP., TENSIONER PUSH | D4 | 32 | 7 | SCREW, PAN, 5X25 | F3 | 56 | 28 |
| PIPE COMP., INLET | D2 | 30 | 7 | ROLLER COMP., CAM CHAIN GUIDE | D4 | 32 | 9 | | G7 | 76 | 12 |
| PIPE COMP., STEERING HANDLE | F5 | 58 | 1 | ROLLER, 3X10 | E6 | 50 | 17 | SCREW, SIDE STAND PIVOT | G12 | 81 | 6 |
| PIPE, SEAT | F9 | 62 | 12 | ROLLER, 5X8 | D9 | 37 | 29 | SCREW, SPECIAL PAN, 5MM | H6 | 91 | 12 |
| PISTON | E2 | 46 | 3 | ROLLER, CAM CHAIN TENSIONER | D4 | 32 | 4 | SCREW, SPECIAL, 5MM | H6 | 91 | 8 |
| | F10 | 63 | 12 | ROTOR, OIL PUMP INNER | D12 | 40 | 3 | SCREW, TAPPET ADJUSTING | D3 | 31 | 12 |
| PLATE ASSY., REFLECTING | F2 | 55 | 9 | ROTOR, OIL PUMP OUTER | D12 | 40 | 4 | SCREW, TAPPING, 4X12 | G6 | 75 | 18 |
| PLATE COMP., CLUTCH LIFTER | D6 | 34 | 8 | RUBBER A, HANDLE WEIGHT | F5 | 58 | 3 | | | | |
| PLATE COMP., PRIMARY DRIVE | D7 | 35 | 5 | RUBBER A, TAILLIGHT MOUNTING | G16 | 85 | 6 | | G15 | 84 | 8 |
| PLATE SET, VALVE | E8 | 52 | 9 | RUBBER B, SEAT SETTING | G4 | 73 | 8 | | H4 | 89 | 10 |
| PLATE, CLUTCH | D10 | 38 | 8 | RUBBER, CLUTCH DAMPER | D8 | 36 | 13 | | H5 | 90 | 11 |
| | D11 | 39 | 7 | RUBBER, CUSHION | F6 | 59 | 9 | | H6 | 91 | 13 |
| PLATE, CLUTCH LIFTER | D10 | 38 | 10 | RUBBER, FR. TOP COVER | H3 | 88 | 9 | SCREW, TAPPING, 4X14 | F2 | 55 | 15 |
| | D11 | 39 | 9 | | H5 | 90 | 12 | SCREW, TAPPING, 4X16 | F6 | 59 | 23 |
| PLATE, CLUTCH LIFTER CAM | D6 | 34 | 6 | RUBBER, HANDLE MOUNTING | F6 | 59 | 17 | SCREW, TAPPING, 4X25 | G16 | 85 | 13 |
| PLATE, CLUTCH PRESSURE | D10 | 38 | 9 | RUBBER, KICK STARTER | G10 | 79 | 3 | SCREW, TAPPING, 5X16 | F2 | 55 | 17 |
| | D11 | 39 | 8 | RUBBER, LUGGAGE BOX MOUNTING | G4 | 73 | 15 | SCREW, TAPPING, 5X25 | G7 | 76 | 13 |
| PLATE, CLUTCH SIDE | D7 | 35 | 10 | RUBBER, MOUNTING | D1 | 29 | 4 | SCREW, U-LOCK FLAT, 6X12 | H3 | 88 | 10 |
| PLATE, DIAPHRAGM | F4 | 57 | 10 | | | | | SCREW, VISOR SPECIAL SETTING | G6 | 75 | 16 |
| PLATE, DRUM LOCK | E4 | 48 | 15 | | | | | | | | |

5

PART NAME INDEX

J 5

| Part name | Address | Page | Ref. | Part name | Address | Page | Ref. | Part name | Address | Page | Ref. |
|--------------------------------|---------|------|------|----------------------------------|---------|------|------|------------------------------|---------|------|------|
| SCREW, VISOR SPECIAL SETTING | H4 | 89 | 7 | SPRING, STARTER PINION | | | | TUBE, 3.5X110 | G8 | 77 | 12 |
| SEAL SET, FR. FORK | F9 | 62 | 13 | FRICITION | E7 | 51 | 6 | TUBE, AIR CLEANER CONNECTING | G7 | 76 | 9 |
| SEAL SET, PISTON | F10 | 63 | 1 | SPRING, STOP SWITCH | G10 | 79 | 5 | TUBE, AIR CLEANER DRAIN | G7 | 76 | 7 |
| SEAL, AIR CLEANER CASE | G7 | 76 | 4 | SPRING, SUB GEAR | D8 | 36 | 17 | TUBE, AIR VENT | E8 | 52 | 24 |
| SEAL, AIR CLEANER COVER | G7 | 76 | 3 | SPRING, VALVE | D3 | 31 | 8 | TUBE, FUEL, 5.3X45 | G3 | 72 | 9 |
| SEAL, DUST | F9 | 62 | 7 | SPROCKET COMP., CAM CHAIN | | | | TUBE, FUEL, 5.3X580 | G3 | 72 | 4 |
| SEAL, VALVE STEM | D3 | 31 | 1 | GUIDE | D4 | 32 | 11 | TUBE, OVERFLOW | E8 | 52 | 23 |
| SEAT ASSY., DOUBLE | G4 | 73 | 6 | SPROCKET COMP., FINAL DRIVEN | F15 | 68 | 3 | TUBE, TIRE | F11 | 64 | 9 |
| SEAT B, SPRING | F9 | 62 | 9 | G1 | | 70 | 3 | F13 | | 66 | 7 |
| SEAT, CLUTCH SPRING | D10 | 38 | 12 | SPROCKET, CAM | D4 | 32 | 1 | F15 | | 68 | 14 |
| SEAT, VALVE SPRING | D3 | 31 | 10 | SPROCKET, DRIVE | E4 | 48 | 11 | G1 | | 70 | 12 |
| SET RING, 20MM | E7 | 51 | 10 | STAND COMP., MAIN | G12 | 81 | 1 | TUBE, VINYL, 11X15X35 | G7 | 76 | 6 |
| SET RING, 23MM | D8 | 36 | 27 | STATOR COMP. | D14 | 42 | 2 | | | | |
| SHAFT, REDUCTION GEAR | D15 | 43 | 4 | STAY, AIR SUCTION VALVE | G8 | 77 | 4 | [V] | | | |
| SHAFT, ROCKER ARM | D3 | 31 | 5 | STAY, FR. TOP COVER | H3 | 88 | 8 | VALVE ASSY., AIR SUCTION | G8 | 77 | 3 |
| SHAFT, RR. BRAKE PIVOT | G12 | 81 | 2 | STAY, LOWER COVER | H6 | 91 | 2 | VALVE COMP., FLOAT | E8 | 52 | 18 |
| SHOE SET, BRAKE | F14 | 67 | 1 | STEM SUB ASSY., STEERING | F7 | 60 | 9 | VALVE SET, AIR CUT | E8 | 52 | 12 |
| SLEEVE, RR. WHEEL | F15 | 68 | 5 | STOPPER, CABLE | F3 | 56 | 4 | VALVE SET, THROTTLE | E8 | 52 | 7 |
| | G1 | 70 | 5 | STRAINER COMP., FUEL | G3 | 72 | 1 | VALVE, EX. | D3 | 31 | 7 |
| SLIDER, CHAIN | G13 | 82 | 7 | STRIPE, L. BODY COVER | H9 | 94 | 4 | VALVE, IN. | D3 | 31 | 6 |
| SOCKET COMP. | F2 | 55 | 8 | STRIPE, L. CENTER SIDE | H9 | 94 | 2 | | | | |
| SOCKET COMP., HEADLIGHT | F1 | 54 | 1 | STRIPE, L. FR. TOP COVER | H10 | 95 | 9 | [W] | | | |
| SPANNER, 10X12 | H7 | 92 | 4 | | | | | WASHER | D8 | 36 | 22 |
| SPANNER, 14X17 | H7 | 92 | 5 | STRIPE, R. BODY COVER | H9 | 94 | 3 | WASHER B, LOCK | D8 | 36 | 24 |
| SPEEDOMETER ASSY. | F2 | 55 | 3 | STRIPE, R. CENTER SIDE | H9 | 94 | 1 | WASHER B, THRUST, 20MM | E7 | 51 | 9 |
| SPINDLE COMP., GEARSHIFT | E6 | 50 | 9 | STRIPE, R. FR. TOP COVER | H9 | 94 | 7 | WASHER, 10X24 | D14 | 42 | 3 |
| SPINDLE, CAM CHAIN GUIDE | | | | | | | | WASHER, 14MM | D10 | 38 | 16 |
| SPROCKET | D4 | 32 | 12 | | H10 | 95 | 8 | WASHER, 17X23X1.5 | D11 | 39 | 14 |
| SPINDLE, KICK STARTER | E7 | 51 | 3 | SUB CORD, STARTER MOTOR | D16 | 44 | 5 | WASHER, 30X45X0.8 | D8 | 36 | 25 |
| SPOKE SET A, 10X158.5 | F16 | 69 | 25 | SUB GEAR | D8 | 36 | 15 | WASHER, 6X19X2.3 | E4 | 48 | 16 |
| SPOKE SET A, 10X159.0 | F16 | 69 | 24 | SUB HARNESS, BATTERY | H1 | 86 | 7 | WASHER, 7.2X16X2.5 | D2 | 30 | 13 |
| SPOKE SET A, 11X183.5 | F12 | 65 | 20 | | H2 | 87 | 7 | WASHER, 8MM | D4 | 32 | 17 |
| | | | | SUSPENSION | H2 | 87 | 13 | | D6 | 34 | 12 |
| SPRING ASSY., RR. BRAKE RETURN | G10 | 79 | 9 | SUSPENSION, WINKER RELAY | F2 | 55 | 12 | WASHER, 8.5X26X2.3 | D4 | 32 | 15 |
| SPRING A, BRAKE ROD | G10 | 79 | 14 | SWINGARM SET, RR. | G13 | 82 | 8 | WASHER, CLUTCH SIDE | D7 | 35 | 8 |
| SPRING A, MAIN STAND | G12 | 81 | 9 | SWITCH ASSY., COMBINATION & LOCK | H3 | 88 | 2 | WASHER, LOCK | D8 | 36 | 23 |
| SPRING A, SIDE STAND | G12 | 81 | 10 | SWITCH ASSY., FR. STOP | F4 | 57 | 1 | WASHER, LOCK, 20MM | E5 | 49 | 24 |
| SPRING, BRAKE SHOE | F14 | 67 | 8 | SWITCH ASSY., RR. STOP | G10 | 79 | 4 | WASHER, OIL BOLT | F4 | 57 | 16 |
| SPRING, CAM CHAIN TENSIONER | D4 | 32 | 6 | SWITCH UNIT, DIMMER | F3 | 56 | 7 | WASHER, PIVOT BOLT | G13 | 82 | 10 |
| SPRING, CAM PLATE SIDE | D6 | 34 | 7 | SWITCH UNIT, HORN | F3 | 56 | 8 | WASHER, PLAIN, 10MM | G14 | 83 | 5 |
| SPRING, CARBON BRUSH | D16 | 44 | 1 | SWITCH UNIT, STARTER | F3 | 56 | 6 | WASHER, PLAIN, 12MM | G13 | 82 | 15 |
| SPRING, CHANGE SWITCH CONTACT | E6 | 50 | 15 | SWITCH UNIT, WINKER | F3 | 56 | 9 | WASHER, PLAIN, 5MM | F3 | 56 | 30 |
| SPRING, CLUTCH | D10 | 38 | 11 | [T] | | | | WASHER, PLAIN, 6MM | G10 | 79 | 12 |
| | D11 | 39 | 10 | TANK COMP., FUEL | G3 | 72 | 2 | WASHER, PLAIN, 8MM | G9 | 78 | 13 |
| SPRING, FR. FORK | F9 | 62 | 2 | THREAD COMP., STEERING HEAD | | | | WASHER, PLAIN, 10MM | G11 | 80 | 12 |
| SPRING, GEARSHIFT ARM | E6 | 50 | 11 | TOP | F7 | 60 | 10 | WASHER, PLAIN, 12MM | G13 | 82 | 15 |
| SPRING, GEARSHIFT DRUM STOPPER | E6 | 50 | 8 | TIRE, FR. | F11 | 64 | 8 | WASHER, PLAIN, 5MM | F3 | 56 | 30 |
| SPRING, GEARSHIFT FRICTION | E4 | 48 | 14 | TIRE, RR. | F13 | 66 | 6 | WASHER, SEALING, 14MM | D4 | 32 | 18 |
| SPRING, GEARSHIFT RETURN | E6 | 50 | 12 | | F15 | 68 | 13 | WASHER, SEALING, 6.5MM | D4 | 32 | 16 |
| SPRING, KICK RETURN | E7 | 51 | 7 | TOP SET | E8 | 52 | 4 | WASHER, SEAT LOCK | G4 | 73 | 11 |
| SPRING, LOCK KEY SETTING | G4 | 73 | 4 | TUBE A, AIR INJECTION CONTROL | | | | WASHER, SEAT MOUNTING, 6MM | H6 | 91 | 10 |
| SPRING, ONE-WAY CLUTCH | D7 | 35 | 4 | VALVE | G8 | 77 | 7 | WASHER, SPECIAL, 8MM | F9 | 62 | 17 |
| SPRING, ONE WAY RETAINER | D7 | 35 | 4 | TUBE B, AIR INJECTION CONTROL | | | | WASHER, SPEEDOMETER GEAR | F11 | 64 | 13 |
| SPRING, PAD | F10 | 63 | 9 | VALVE | G8 | 77 | 8 | | F13 | 66 | 10 |
| SPRING, PLUNGER | D2 | 30 | 21 | TUBE C, AIR SUCTION VALVE | G8 | 77 | 9 | | | | |
| SPRING, PRIMARY CLUTCH | D7 | 35 | 7 | | | | | | | | |
| SPRING, REBOUND | F9 | 62 | 4 | | | | | | | | |
| SPRING, SEAT LOCK | G4 | 73 | 10 | | | | | | | | |
| SPRING, SIDE FRICTION | D7 | 35 | 9 | | | | | | | | |

5

PART NAME INDEX

J 6

| Part name | Address | Page | Ref. | Part name | Address | Page | Ref. | Part name | Address | Page | Ref. |
|--------------------------------|---------|------|------|-----------|---------|------|------|-----------|---------|------|------|
| WASHER, SPLINE, 12X23 | E4 | 48 | 17 | | | | | | | | |
| WASHER, SPLINE, 14MM | E7 | 51 | 8 | | | | | | | | |
| WASHER, SPLINE, 17MM | E4 | 48 | 23 | | | | | | | | |
| WASHER, SPLINE, 20MM | E4 | 48 | 21 | | | | | | | | |
| | | | 22 | | | | | | | | |
| WASHER, SPRING, 10MM | G13 | 82 | 16 | | | | | | | | |
| WASHER, THRUST, 15MM | E4 | 48 | 18 | | | | | | | | |
| WASHER, THRUST, 17MM | D10 | 38 | 15 | | | | | | | | |
| | D11 | 39 | 13 | | | | | | | | |
| | E4 | 48 | 20 | | | | | | | | |
| WASHER, THRUST, 20MM | E4 | 48 | 19 | | | | | | | | |
| WASHER, WAVE | F3 | 56 | 25 | | | | | | | | |
| | F10 | 63 | 11 | | | | | | | | |
| WEIGHT A, STEERING HANDLE | F5 | 58 | 2 | | | | | | | | |
| WEIGHT B, STEERING HANDLE | F5 | 58 | 5 | | | | | | | | |
| WEIGHT SET, PRIMARY CLUTCH ... | D7 | 35 | 3 | | | | | | | | |
| WHEEL SUB ASSY., FR. | F11 | 64 | 7 | | | | | | | | |
| | F13 | 66 | 5 | | | | | | | | |
| WHEEL SUB ASSY., RR. | F15 | 68 | 10 | | | | | | | | |
| | G1 | 70 | 9 | | | | | | | | |
| WRENCH, SPARK PLUG | H7 | 92 | 7 | | | | | | | | |

1

FOREWORD INDEX

2

ENGINE GROUP

3

FRAME GROUP

4

PART NUMBER INDEX

5

PART NAME INDEX

HONDA
The Power of Dreams